

HARRISBURG CITY BUDGET 2016

Section No. 1
Exhibit No. 11

CITY OF HARRISBURG

2016 APPROVED BUDGET



MAYOR
Eric R. Papenfuse

Approved by City Council
February 11, 2016

CITY COUNCIL

Wanda R. D. Williams, President

Sandra Reid, Vice-President

Benjamin J. Allatt, Member

Susan C. Brown-Wilson, Member

Brad Koplinski, Member

Jeffrey Baltimore, Member

Shamaine A. Daniels, Member

CITY CONTROLLER

Charles DeBrunner

CITY TREASURER

Tyrell Spradley

CITY OF HARRISBURG

2016 APPROVED BUDGET

PREPARED BY:

Bruce Weber
Director of Financial Management

Erika Regalado
Budget Manager

Bryan L. McCutcheon
Accounting Manager

SPECIAL ACKNOWLEDGEMENTS:

Michael Hughes

Robin J. Grannison-Horne

Sarah Fedor

TABLE OF CONTENTS

<u>Introduction</u>	<u>PAGE</u>		<u>PAGE</u>
How to use the Budget Document	1	State Liquid Fuels Tax Fund	148
City of Harrisburg Vision, Mission, Values	2	Host Municipality Fees Fund	153
City of Harrisburg Organizational Chart	3	Debt Service Fund	159
City of Harrisburg Organizational Structure.....	4	Blight Remediation Fund	163
 <u>Budget Overview</u>		Special Events & Projects Reimbursement Fund	167
Budget And Finance	7	Fire Protection Fund	171
Budget Summary	13	Police Protection Fund.....	175
Resource Allocation Summary.....	15	Parks & Recreation Fund.....	179
Summary of Revenues	16	WHBG Fund	183
Summary of Expenditures.....	17	Sanitation Fund.....	187
 <u>General Fund</u>		Disposal Fund.....	189
Resource Allocation Summary.....	18	Glossaries.....	191
Revenue Analysis Summary	19		
Revenue Analysis Detail	21		
General Fund Appropriations	35		
Expenditure Analysis Summary	36		
 <u>General Government</u>	37		
Office of the City Council	39		
Office of the Mayor.....	42		
Office of the City Controller.....	45		
Office of the City Treasurer.....	48		
Office of the City Solicitor.....	51		
 <u>Department of Administration</u>	54		
Office of the Business Administrator	58		
Bureau of Financial Management	61		
Bureau of Communication.....	64		
Bureau of Risk Management.....	67		
Bureau of Information Technology	70		
Bureau of Human Resources.....	73		
Bureau of Licensing, Taxation and Central Support.....	76		
 <u>Department of Community and Economic Development</u>	79		
Office of the Director	83		
Bureau of Planning	86		
Bureau of Business Development.....	89		
Bureau of Parks & Recreation.....	92		
Bureau of Arts, Culture and Tourism.....	95		
 <u>Department of Public Safety</u>	98		
Bureau of Codes	101		
Bureau of Police.....	104		
Bureau of Fire	112		
 <u>Department of Public Works</u>	119		
Bureau of Traffic and Engineering	122		
Bureau of Vehicle Management.....	126		
Bureau of Neighborhood Services	130		
 <u>General Expenses and Transfer to Other Funds.....</u>	141	Budget Ordinances	198
		Tax Ordinances	207

HOW TO USE THE BUDGET DOCUMENT

This page provides an explanation of the format and content of the Fiscal Year (FY) 2016 Approved Budget document. To find the exact location of this information, please refer to the Table of Contents. The major portions of the document are described as follows:

Introductory Information

This introductory information consists of a pictorial presentation of the City's **Elected Officials** and **Organizational Chart**, and a narrative describing the City's **Organizational Structure**.

Budget Overview

Contained within the Budget Overview is the **Budget and Finance** section. This section describes the financial and operating policies and procedures that guide the development of the City's budget. Additionally, the **Budget Summary** section provides the reader a series of financial summaries with information on revenues, expenditures, and staffing levels for FY 2016 and prior years.

Budget Detail

These sections contain information on FY 2016, as well as historical revenue and expenditure information for the **General Fund, Special Revenue Funds, Debt Service Fund, and Utility Funds** operating budgets. Within each is an organizational chart and a brief description of the services provided. This detail of fund and corresponding department budgets is represented according to:

- Description of individual programs - a listing of the department, bureaus, offices/divisions, and corresponding functions.
- Summary of resources (revenue) and appropriations (expenditures) - total fund budget.
- Detailed information on the staffing compliment of all budgeted positions.
- Major Category detail - provides detail of revenues and expenditures for FY 2013 - 2015 Actuals, FY 2015 Adjusted Budget, and FY 2016 Approved Budget. Revenue line-items identify specific funding sources. Expenditure line-items are categorized as Personnel, Services, Supplies, and Other.
- Line-Item Detail- Provides detail of revenue and expenditures at the individual line-item level.

Appendices

This section provides supplemental information on a variety of topics which include **Glossary of Terms, Glossary of Abbreviated Terms**, and the City's **Approved Budget-Related Ordinances**.

OUR VISION

Our City will be:

1. Financially stable
2. Fiscally responsible
3. A stable, cleaner and safer community
4. The cultural, entertainment and tourism Capital
5. A business center for innovation and development in Central PA
6. A shining example of professional management in municipal government
7. Economic development model working with private sector, non-profits and strategic partners
8. An excellent public infrastructure hub with well planned, maintained and operated facilities

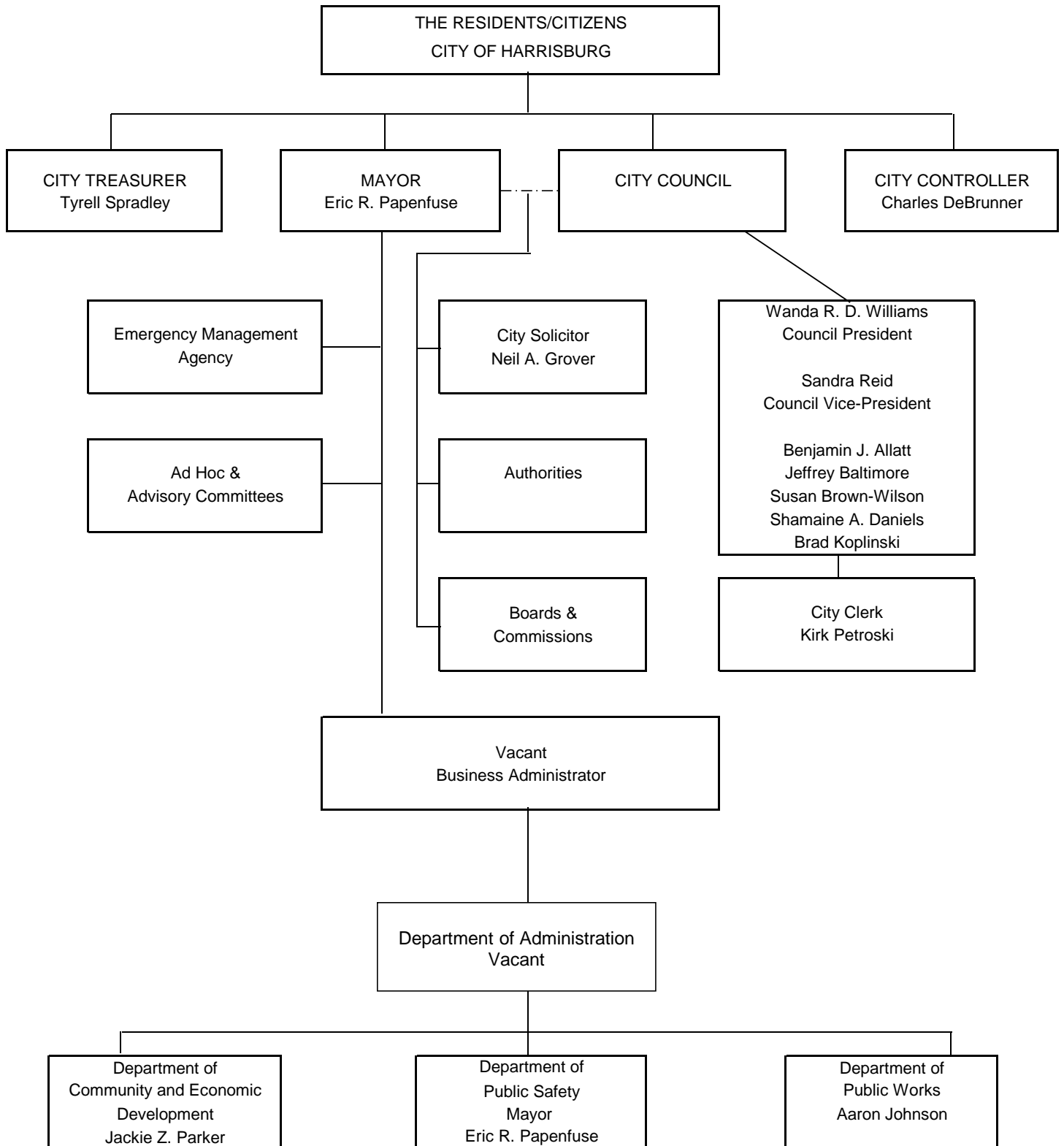
OUR MISSION

To implement the Act 47 Harrisburg Strong Plan, to gradually reduce the City's debt burden and eliminate its structural budget deficit, and to maintain and improve all City services to its citizens and guests. To provide professional management operations in order to manage resources effectively and efficiently while providing excellent public services and safety to all who live, work and visit our historic and vibrant capital.

OUR VALUES

1. Transparency
2. Honesty
3. Integrity
4. Dedication
5. Team work
6. Cooperation, coordination, collaboration, and communication
7. Dignity and respect

CITY OF HARRISBURG ORGANIZATIONAL CHART



Note: Additional organizational charts are included in the budget document for each department to further illustrate the delineation of authority.

CITY OF HARRISBURG

ORGANIZATIONAL STRUCTURE

The City of Harrisburg has a "Strong Mayor/Council" form of government. The Mayor is the full-time Chief Executive Officer, and City Council Members are the separate, part-time Legislative Body. The Mayor possesses the power to veto legislation. The veto would require a two-thirds vote of City Council to override. As the Chief Executive Officer, the Mayor prepares and submits the budget to City Council for review and approval. Organizationally, this provides the Mayor an institutional focus for planning, programming, and developing policy. In fact, the Mayor clearly and directly has the authority and responsibility to determine public policy relating to financial and administrative matters with appropriate oversight by City Council.

On March 19 (the anniversary of the City's Incorporation as a City in 1860), or another date, the Mayor has traditionally provided the "State of the City" address at a public event. This address presents the general state of the City's finances and overall economy and describes the policies established in the fiscal year budget approved by the Mayor and City Council. The Administration is charged with the responsibility of carrying out the Mayor's policies as set forth by the Budget and in Executive Orders issued throughout the year.

The Mayor, as chief executive, has the sole authority to select, direct, and oversee his/her Administration. As head of the Executive/Administrative Branch of government, the Mayor appoints the Business Administrator, whose appointment is confirmed by City Council. The Business Administrator is the Chief Administrative Officer of the City. This position is responsible for overseeing mayoral instruction to directors and deputy directors. With a top-down form of management, department/office directors and deputy directors are fully accountable for departmental operations. This includes overseeing supervisory line management to assure that the City's goals and priorities are met.

The formal organizational structure of the City comprises General Government operations and four departments: Administration, Community and Economic Development, Public Safety, and Public Works. The City's administrative focus is the department. The largest organizational component within a department is the bureau. The structural design of the bureau is closely tied to service output or function. Bureaus provide separation of duties within each department. With responsibilities delegated at such a definitive level, many bureaus can be interpreted as local government programs. A further delineation by division/unit emphasizes the distribution of workloads to achieve a specific output. To evaluate this output, the Budget staff has incorporated policy objectives and performance measurements into the budget document to analyze the effectiveness and efficiency of service delivery. Meeting organizational goals and objectives is the ultimate outcome each department is attempting to achieve.

To account for departmental and office fiscal transactions, the City utilizes the fund basis of accounting whereby all governmental activities are accounted for through a series of distinct funds which include reporting entities to control resources and demonstrate compliance with various legal and budget constraints affecting government. The General Fund accounts for all resources not otherwise devoted to specific activities and it finances many of the basic municipal functions. Other governmental funds include Special Revenue Funds, Capital Projects Fund, Host Fee Fund, State/Federal Grants Fund and Debt Service Fund. The City also has an expendable Trust Fund and one Utility Funds. The budget is organized by fund and is further identified by revenue and expenditure detail.

Some departments combine the operations of more than one fund. The Department of Community and Economic Development combines General Fund operations with Community Development Block Grant (CDBG) Fund operations. Additionally, the Department of Public Works combines General Fund and State Liquid Fuels Tax Fund operations with Proprietary/Utility Fund operations. The Neighborhood Services Utility Fund also comes under the Department of Public Works but is owned and operated solely by the City.

The Offices of General Government, departments, and bureaus listed below are part of the General Fund with the exception of CDBG operations; Neighborhood Services; State Liquid Fuels Tax Fund; and Host Municipality Fees Fund. Further discussion regarding the departments will involve a summary of the roles of management and supervisory personnel.

General Government encompasses eight offices, which include separate offices for elected officials. The Office of City Council is made up of seven at-large elected members headed by the Council President. The City Clerk provides technical and administrative support to City Council.

The Office of the Mayor is the administrative office for all mayoral activities. The Mayor, who is elected at-large, is the highest ranking official. Mayor's Office personnel include a Senior Advisor to the Mayor for Education, Youth and Civic Engagement, and one Senior Assistant to the Mayor, who conducts the day-to-day business of this office.

The City Controller and the City Treasurer are part-time at-large elected officials. Each has an office to provide required public service. Both have full-time deputies who are delegated to carry out daily operations.

The Office of the City Solicitor, also referred to as the Law Bureau, is headed by the City's Chief Counsel, the City Solicitor, who is appointed by the Mayor and confirmed by City Council. This Office ensures that the policies adopted and actions taken by the Mayor and City Council fall within the limitations and authorities prescribed by federal, state, and local statutes and ordinances. Assisting the City Solicitor is the Deputy City Solicitor, Assistant City Solicitor, and support staff.

The Department of Administration works with the Mayor to establish and uphold policy by overseeing the administrative management and supervision of all City departments. The Business Administrator oversees the department directors, deputy directors, and bureau directors to assure the proper administration of their operations, and is responsible for the negotiation of all three collective bargaining contracts. The Finance Director serves as Deputy Business Administrator of Finance, directing the Accounting, Budget, Grants, Risk Management and Purchasing Offices with the assistance of five office managers, and is responsible for administering Debt Service, General Expenses, and Transfers to Other Funds as well as the City's insurance, workers' compensation, affirmative action and loss control programs. The Bureau of Information Technology is headed by a Director and oversees all of the City's information and communication systems. The Bureau of Human Resources, headed by a Director, manages the City's human resource operation which includes payroll processing, maintenance of personnel records, recruitment, and administering the City's benefits programs. The Bureau also participates in the negotiation of collective bargaining contracts. The Bureau of Licensing, Taxation and Central Support, headed by a Director, is responsible for the billing and processing of business privilege and mercantile taxes and Amusement and Parking taxes, as well as collection activities on delinquent accounts. This bureau is also responsible for the duplicating center.

The Department of Community and Economic Development is headed by a Director, who oversees all efforts to maintain and improve our neighborhoods and promotes business and residential development throughout the City, and is accountable for all CDBG Programs. This department has five Bureaus: the Bureau of Arts, Culture and Tourism; the Bureau of Building and Housing Development; the Bureau of Business Development, and the Bureau of Planning

The Department of Public Safety consists of the Bureaus of Codes, Police and Fire. The Mayor is the Director of this department. Although the Police Chief and Fire Chief attend the Mayor's cabinet meetings, they also meet separately with the Mayor and the Chief of Staff/Business Administrator weekly to discuss and address current public safety issues.

The Bureau of Police is headed by the Police Chief and three captains. These positions are all classified as management. Uniformed officers under the rank of captain are not classified as management personnel. Lieutenants, sergeants, and corporals fulfill supervisory roles. The three captains head the Uniformed Patrol, Criminal Investigation, and Technical Services divisions. Within these divisions, additional organizational components exist. Several of these sections or units carry out specified police activities. The variety of police operations and the number of approved personnel make it the largest and most complex bureau in the City's organization. The Police Accreditation Program accounts for some of the structural delineations in this bureau because many stipulations for accreditation require appropriate separation of duties.

The Bureau of Fire, headed by a Fire Chief and a Deputy Fire Chief, maintains three fire houses and a large complement of fire fighting apparatus with full-time personnel to support these facilities. Other personnel are uniformed firefighters, some of whom are assigned to specific details such as fire safety and fire inspection.

The Department of Public Works consists of two General Fund bureaus, one Utility Fund, and two Special Revenue Funds: Office Traffic and Engineering; Vehicle Management; Neighborhood Services Fund; the State Liquid

Fuels Tax and Special Projections Reimbursement Funds. Some of the services provided by the Department of Public Works require a twenty-four hour, seven-day-per-week schedule. The crucial utility infrastructure services which are maintained around the clock include traffic signal engineering and general management of City streets in the event of an emergency. The Director oversees the entire operation of Public Works and serves as an advisor to the Mayor regarding any serious conditions, thus promoting a concerted effort within the Administration to cope with unforeseen problems. The Bureau of Parks Maintenance, which maintains the City's parks and other public open spaces, was merged into the Public Works portfolio in 2012. The Director also coordinates efforts between Capital Region Water and the City on all issues related to water and sewerage system operations. The Director also supervises the staff charged with the upkeep of the City Government Center Complex.

The Public Works Director is assisted by a Deputy Director. The deputy serves as the Deputy Director for Public Works Operations and is primarily responsible for the operation of Neighborhood Services and directly supervises the work and sanitation crews. The Bureau of Vehicle Management, managed by the Fleet Manager, services all City vehicles and vehicular equipment.

The Office Traffic and Engineering, headed by the City Engineer, provides professional engineering services for the maintenance of City streets and utility systems. The Office also ensures the construction of City streets and utility systems are in accordance with City ordinance, state laws, and sound engineering practices. This office also maintains 91 signalized intersections, streetlight repair, and the installation of all traffic control signs as well as the City's GIS System and the official real estate registration for the City.

BUDGET AND FINANCE

SCOPE OF THE BUDGET

The budget for the City of Harrisburg is a multifaceted document that expresses spending policy for the fiscal year, illustrates a resource allocation plan for the Administration to implement, describes the services provided, and provides a means of communication between citizens and elected officials.

The budget spells out a management strategy through specific objectives designed to provide the best services at the most efficient cost. With regard to the delivery of services, these objectives must produce measurable results as key indicators of the effectiveness and efficiency of government policies and programs. Programs must be evaluated every year to determine their legitimacy since limited resources must be allocated between existing programs and the need for new ones. Also, the success of programs and the efficiency with which policy goals are met constitute two performance measures by which managers are evaluated for tenure and annual salary increases.

Interplay between elected officials and input from citizens via budgetary hearings and public access to the budget, further enhances the democratic process involved in the public programming and financing. Elected officials, who experience a wide range of pressures and competing interests, must take the initiative to hold the line on budget growth. As the chief executive, the Mayor is at the center of the budgeting process, commanding a comprehensive perspective on disparate interests. It is the Mayor who takes the lead in determining budgetary policies within an environment of competing priorities and limited local government resources. City Council then examines the Mayor's proposed budget and has the opportunity to make amendments before approving it in final form.

In summary, the budget is a policy instrument, a financial plan, an operations guide, and a communicative device. The true art of budgeting reflects a combination of leadership, independent judgment, competent administration, and cooperation between the various branches of City government.

BUDGET PROCESS

The budget for the City is compiled by the Bureau of Financial Management's Office of Budget and Analysis. The fiscal year for the City of Harrisburg is January 1 to December 31. The actual budget preparation process gets underway in July. One important element of this process is a cooperative effort between the Bureau of Financial Management and Bureau of Information Technology which produces the Position Control Salary Projection reports for all funds. This salary information is vital in preparing personnel projections because it incorporates proposed management increases and bargaining unit contractual increases. Such personnel data greatly assists department directors in determining salary costs for the budget requests.

The City has historically used an incremental budget technique in arriving at the requested figures. Incremental budgeting emphasizes changes in the costs of providing City services based on competing priorities. To evaluate these priorities, department directors/bureau chiefs examine historical trends of line-item costs using a three-year cost analysis to determine the needs of the department or office for the forthcoming year. The Office of Budget and Analysis reviews all requests for accuracy and completeness. This step usually occurs around the beginning of September. The Office of Budget and Analysis prepares the revenue projections for presentation to the Mayor, who evaluates the budget gap between revenue projections and expenditure requests. The Mayor meets with the Budget staff and conducts follow up meetings with Departmental Directors, Bureau Chiefs and other staff to determine the most viable means to balance the budget. Generally, multiple lengthy sessions over a period of 2 months are required before the budget is balanced and decisions regarding revenue and expenditure proposals are incorporated into the proposed budget document.

Based on the City's Administrative Code, the Mayor shall, not later than the month of November, require all department heads to submit requests for appropriations for the ensuing budget year, and to appear before the Mayor, the Business Administrator or Deputy BA at a public hearing, on the various requests, where each department and bureau directors substantiates their expenditure projections and justifies their requests

Pursuant to the City's Administrative Code, the Mayor's Proposed Budget is presented to City Council at the last legislative meeting in November, at which time the document becomes available to the public.

During Budget and Finance Committee meetings, set by City Council, all offices/departments present to Council an estimate of the revenues and expenditures required to provide public services during the ensuing fiscal year.

City Council then makes appropriations and adopts the budget by ordinance no later than December 31. During the month of January following a municipal election, however, City Council may amend the budget with proper notice for public inspection of the proposed budget amendment. Any amended budget ordinance must be adopted by City Council before the 16th day of February. Within 15 days after the adoption of the budget ordinance, a copy of the same must be filed with the Commonwealth of Pennsylvania, Department of Community and Economic Development.

BUDGET CALENDAR

August-September	<ul style="list-style-type: none"> • Prepare and distribute expenditure request preparation manuals • Prepare and distribute revenue project manuals • Update title and divider pages, table of contents, and organization charts • Compile expenditure requests returned from office/department directors •
September-October	<ul style="list-style-type: none"> • Update the Budget and Finance section • Design cover for Budget • Develop revised revenue and expenditure projections based on Sept. 30 • Fiscal Report projections and actual activity to date • Mayoral budget hearings and review process with department directors • Update and distribute narrative and performance measurement preparation manuals • Update narratives and performance measurements as submitted by office/department directors
October	<ul style="list-style-type: none"> • Prepare a preliminary Summary statement of projected revenues vs. proposed expenditures • 1st and 2nd rounds of budget review with Mayor and Office of Budget and Analysis staff • Update Budget Summary section
November	<ul style="list-style-type: none"> • Hold Public Hearings to discuss department head requested budgets • Final revision and proofreading of Mayor's Proposed Budget • Compiling, printing, and binding of Mayor's Proposed Budget • Mayor's Proposed Budget presented to City Council
December	<ul style="list-style-type: none"> • City Council budget hearings and adoption

REVENUE PROJECTIONS

Using actual and projected data, various analyses are performed by the Bureau of Financial Management to project revenues. Revenue estimates are *mostly* based on three different projection methods which incorporate growth rates over the previous three years, current year receipts, and collection rates where applicable, and important input from department directors, as well as known variations in specific line item projections. Each projection method is tested against actual prior year revenues to determine validity. This validity test is conducted at the revenue line-item (detail) level, and only the projection methods deemed valid are utilized. In addition, unusual circumstances and one-time revenue sources are given appropriate consideration.

REVENUE PROJECTION METHODS

Method 1	2015 Actual Revenues at September 30, 2015 / 9 months x 12 months
Explanation	A monthly average of current year revenues is calculated based on nine months of receipts, which are then annualized to project current year revenues. Based on revenue trends and this method of projection for 2015 revenues, 2016 revenues are projected.
Method 2	2015 Actual Revenues at September 30, 2015 / (2014 Actual Revenues at September 30, 2014 / 2014 Actual Revenues at December 31, 2014)
Explanation	A percentage of 2014 revenues are determined from revenue receipts at September 30, 2014. The 2015 actual revenues at September 30, 2015, are divided by the percentage collected at September 30, 2014, to project revenues for 2015. By reviewing revenue trends in conjunction with this method of projection for 2015 revenues, the 2016 revenues are projected.
Method 3	Percentage of 2014 Revenue Budget Collected at December 31, 2014 x 2015 Budget
Explanation	2015 revenues can be projected by multiplying the percentage of 2014 Budget which was collected at December 31, 2014, times the 2015 Budget. By reviewing the historical actuals to budget ratios, assumptions can be determined to assist in 2016 revenue projections.

PERFORMANCE MEASUREMENTS

A Performance Program Budget (PPB) system utilizes specific program objectives to produce a desired output. The City currently does not present a formal programmatic budget; however, many aspects of the existing budget emulate the strategy of PPB. A program is a primary function of government which identifies clearly the delivery of a particular service to the taxpayers. The bureaus, divisions, and units actually represent individual City programs. An important exercise in preparing a PPB is determining performance measurements to meet specific program objectives.

The purpose of preparing performance measurements is to quantitatively determine the effectiveness and efficiency of departmental programs. The budget is the resource allocation plan for the City, and it identifies the financial input necessary to meet departmental objectives. Performance measurements, or indicators, measure the level of output against the input of budgeted funds. The end result should be to minimize the resources or dollars utilized to achieve a specified level of output.

From a policy standpoint, these measures can provide data to decision-makers to assist them in providing better services to citizens at the least possible cost. They also can provide direction in appropriating available resources, identifying areas of service which may require more resources, and addressing strengths and weaknesses in achieving the objectives of the services being provided.

Performance measurements are based on a management objective established by the department director. These measurements concentrate on the performance of the entire bureau or division, not on an individual's performance. The activities measured are those required to meet the overall objective of the department/bureau. If the

measured activity achieves most of its objectives and receives a highly satisfactory rating, then it is considered to be effective.

The 2016 Proposed Budget does not include data measuring a department's performance as the 2012, 2013 & 2014 actuals and 2015 projected measurement data was not complete before the preparation of this document.

Since the City's management reserves the right to establish goals and objectives to determine the cost of service delivery, quantitative analysis of City services assists management in providing the best possible service at the least possible cost. It is hoped in the future that citizen surveys can become part of performance measurements to determine taxpayer satisfaction. Given the limited resources of time and staffing, such a survey is currently impractical. To some degree, however, the election process itself is an indication of taxpayer satisfaction.

BUDGETARY ACCOUNTING AND CONTROLS

A City Council ordinance establishes the annual budget for the General Fund, Special Revenue Funds, Debt Service Fund, and Proprietary (Utility) Funds. Budgets for all funds are prepared on a cash basis with respect to revenues and on an items vouchered basis with respect to expenditures. Some Special Revenue Funds are exempted from legally adopted budgetary requirements, such as Grants Fund, Capital Projects Fund, and Expendable Trust Funds.

More than 100 different grant programs accounted for in the Grant Programs Fund are administered under project budgets determined by contracts with state and federal grantor agencies. Effective expenditure control is achieved in the Capital Projects Fund through bond indenture provisions and project budgets. Control over spending in the Expendable Trust Fund is achieved by the use of internal spending limits.

The Business Administrator may authorize budgetary transfers up to \$20,000 between major category line items. However, no transfers shall be permitted into or within any personnel line-items to augment any individual wage or salary allocation previously established by City Council for any position without City Council approval, except to accommodate payments to employees as required under applicable laws or collective bargaining agreements. City Council approval is required for transfers in excess of \$20,000 along budgetary major category line-items. In the absence of budgeted financing, City Council may approve a supplemental appropriation from unappropriated fund balances; or from a new, unanticipated and unbudgeted revenue source(s) received during the course of the budget year. There were supplemental appropriations enacted during 2015.

Appropriations are authorized by ordinance at the fund level with the exception of the General Fund, which is appropriated at the functional office or department level except for the Office of Administration, which has separate budgets for administration and general expenditures. Appropriations are further defined through the establishment of more detailed line-item budgets.

Encumbrances

Encumbrance accounting, under which purchase orders, contracts and other commitments for the expenditure of monies are recorded in order to reserve that portion of the applicable appropriation, is employed as an extension of formal budgetary integration in the governmental and proprietary fund types. Encumbrances outstanding at year end do not constitute expenditures or liabilities, but are re-appropriated in the succeeding year. The City records such encumbrances as reservations of fund balance in governmental funds which have fund balances at year end. Encumbrance accounting is used in proprietary fund types as a tool for budgetary control, but reserves are not reported. The subsequent year's appropriations provide authority to complete the transactions as expenditures.

FINANCIAL INFORMATION

The management of the City is responsible for establishing and maintaining an internal control structure designed to ensure that assets are protected from loss, theft, or misuse and that adequate accounting data is compiled to allow for the preparation of financial statements in conformity with generally accepted accounting principles. The internal control structure is designed to provide reasonable, but not absolute, assurance that these objectives are met. The

concept of reasonable assurance recognizes that (1) the cost of a control should not exceed the benefits likely to be derived and (2) the valuation of costs and benefits requires estimates and judgments by management.

Independent Audit:

The City's Administrative Code requires an annual independent audit of the books of account, financial records, and transactions of the City by an independent certified public accounting firm. In addition, various bond indentures also require such an audit.

In addition to meeting the requirements set forth above, the audit has also been designed to comply with the Single Audit Act of 1984 and related OMB Circular A-133. The independent auditor's report on the basic financial statements, along with the combining and individual fund statements and schedules, is included in the financial section of the City's Comprehensive Annual Financial Report. The independent auditor's reports related specifically to the Single Audit are included in a separately issued single audit document.

Single Audit:

As a recipient of federal and state financial assistance, the City is also responsible for ensuring that an adequate internal control structure is in place to ensure compliance with applicable laws and regulations related to those programs. The internal control structure is subject to periodic evaluation by management and internal audit staff of the City.

As part of the City's Single Audit, tests are made to determine the adequacy of the internal control structure, including that portion related to federal financial assistance programs and the City's compliance with applicable laws and regulations.

Audit Committee:

During 2007, the City of Harrisburg established an Audit Committee to provide independent review and oversight of the City's financial reporting processes, internal controls, and annual audit. The City's independent auditor now reports directly to the Audit Committee, versus management as in prior years. The Committee is made up of five voting members and the City Council Budget and Finance Committee Chair, or his/her designee, as an ex officio sixth non-voting member. Three members must be well-versed in accounting procedures and one member must be a CPA. No City employee may serve as a member of the Committee, with the exception of the ex-officio Budget and Finance Chair or his/her designee.

Cash Management:

The City's current investment policy is to minimize credit and market risk while maintaining a competitive yield on its portfolio. All cash which is temporarily idle is invested in interest bearing demand deposits, repurchase agreements, or statewide money market funds, thereby increasing the average yield on idle funds. A significant portion of the City's cash and investments is maintained in bank trust accounts under the management of trustees.

An ordinance of City Council requires that all deposits be held in insured, federally regulated banks or financial institutions and that all amounts in excess of federal insurance be fully collateralized in accordance with a state statute which requires banks to pledge a pool of eligible assets against the total of its public funds on deposit.

Basis of Accounting:

Although the annual budget is prepared on a cash basis with respect to revenues received and on an items vouchered (invoiced) basis with respect to expenditures incurred for all funds, the Governmental Funds and Expendable Trust and Agency Funds are reported on the modified accrual basis of accounting for financial statement purposes. Revenues of these funds are recognized in the year in which they become both measurable and available within 60 days after year end to pay current year liabilities. The major revenue sources accrued by the City include real estate taxes, intergovernmental revenue, departmental earnings, and investment income. Revenues from other sources are recognized when received. Expenditures are generally recognized in the year the related fund liability is incurred. Principal and interest on general long-term obligations are recognized when due. Prepaid items and inventory purchases are reported as expenditures in the year the items are used. Expenditures for claims, judgments, compensated

absences, and employer pension contributions are reported as the amount accrued during the year that normally would be liquidated with expendable available financial resources.

The accrual basis of accounting is utilized by proprietary fund types for financial statement reporting purposes. Under this method, revenues are recorded when earned, and expenses are recorded at the time liabilities are incurred.

BUDGET SUMMARY

RESOURCE ALLOCATION

The following Resource Allocation chart lists resources and appropriations for each fund and provides a grand total for all City resources. The accounts of the City are organized on the basis of fund(s), each of which is considered to be a separate accounting entity. These funds are the General Fund, Special Revenue Funds, Debt Service Fund, and utility funds. The City of Harrisburg has established the following utility fund: the Neighborhood Services Fund. Although each fund is accounted for independently, the proper cooperation and interaction among all funds contribute to the overall effective and efficient management of City government.

GENERAL FUND

The General Fund is used to account for resources traditionally associated with government which are not required legally or by sound financial management to be accounted for in another fund.

SPECIAL REVENUE FUNDS

Special Revenue Funds are defined as those funds used to account for proceeds of specific revenue sources that are legally restricted to expenditures for specific purposes.

State Liquid Fuels Tax Fund

The State Liquid Fuels Tax Fund is used to account for State aid revenue for maintaining, lighting, building, and improving City roads and bridges in accordance with policies and procedures of the County Liquid Fuels Tax Act of 1931 and the Liquid Fuels Tax Act 655 of 1956 of the Commonwealth of Pennsylvania.

Host Municipality Fees Fund

The Host Municipality Fees Fund is used to account for host municipality benefit fees received for critical environmental projects and related administrative costs, as mandated by Act 101 - The Municipal Waste Planning, Recycling, and Waste Reduction Act.

Parks & Recreation Fund

The Park & Recreation fund accounts for fee, contribution and grant revenue, along with related expenses, for use in the maintenance and betterment of the City's Parks & Recreation bureau, activities, and programming.

Blight Remediation Fund

The Blight Remediation fund is responsible for the collection of fee revenue and related expenses of the City as they pertain to enforcement of ordinances regulating blight and local health, housing and safety codes and regulations, including expenses related to remediation of blighted conditions, as authorized

Special Events and Projects Reimbursement Fund

The Special Events and Projects Reimbursement Fund accounts for fee, service provision chargeback and contribution revenue, along with related expenses, for use in the maintenance and betterment of the City's Public Works department

Fire Protection Fund

The Fire Protection fund accounts for fee, contribution and grant revenue, along with related expenses, for use in the maintenance and betterment of the City's Fire department and activities.

Police Protection Fund

The Police Protection fund accounts for fee, contribution and grant revenue, along with related expenses, for use in the maintenance and betterment of the City's Police department and activities.

WHBG Fund

The WHBG fund accounts for fee, contribution, advertising and grant revenue, along with related expenses, for use in the maintenance and betterment of the City's government access cable television channel and station

DEBT SERVICE FUND

The Debt Service Fund is used to account for the accumulation of resources, principally transfers from the General Fund and State Liquid Fuels Tax Fund, and proceeds from the sale/lease or use of City assets, for the payment of general long-term debt principal, interest, and related costs.

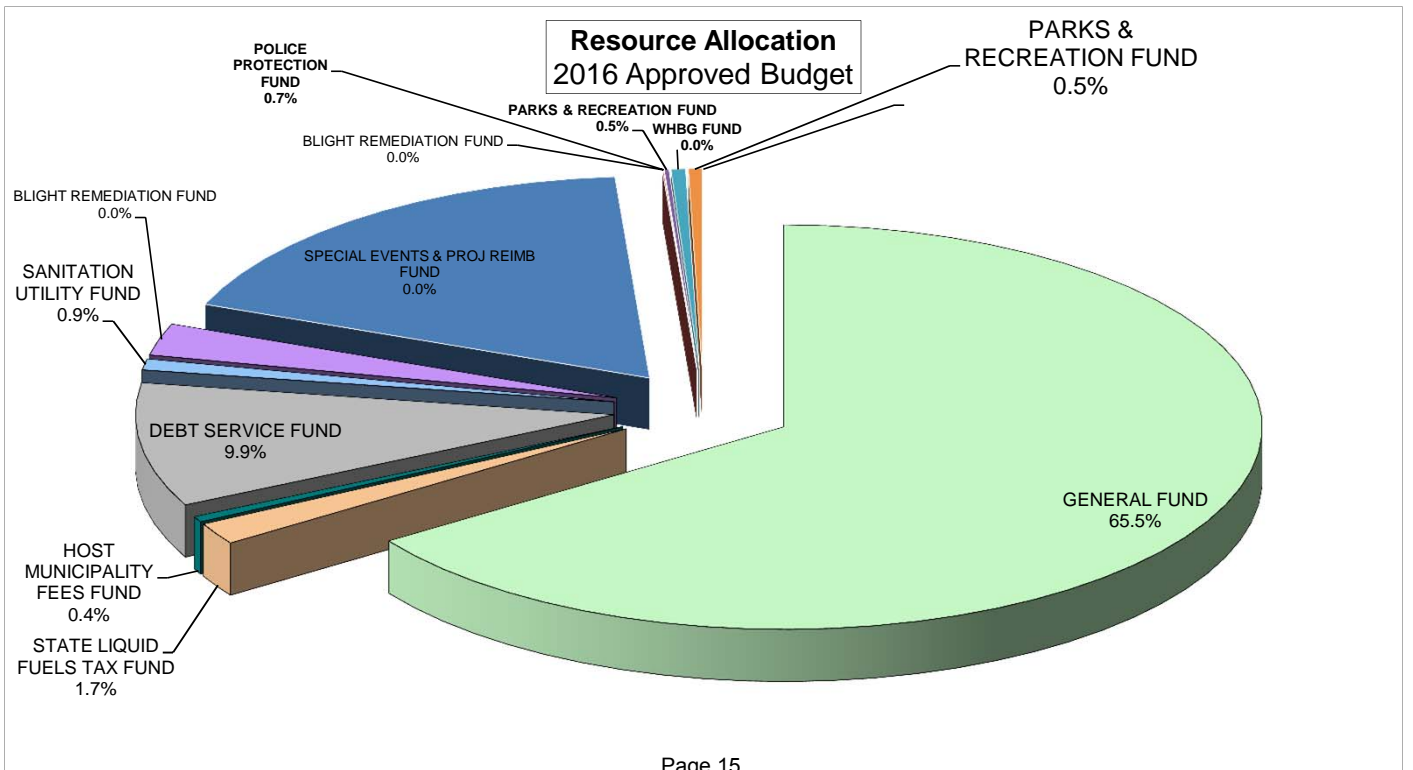
UTILITY FUND

Utility funds (also termed enterprise or proprietary funds) are used by a governmental entity to account for services provided to the general public on a user charge basis.

Neighborhood Services Fund is used to account for the revenues and expenses associated with the provision of refuse collection and disposal services to residential, commercial, and industrial establishments of the City as well as Parks and Recreation maintenance services and road repair services, as those are related to the facilitation of refuse collection and disposal services, broadly defined.

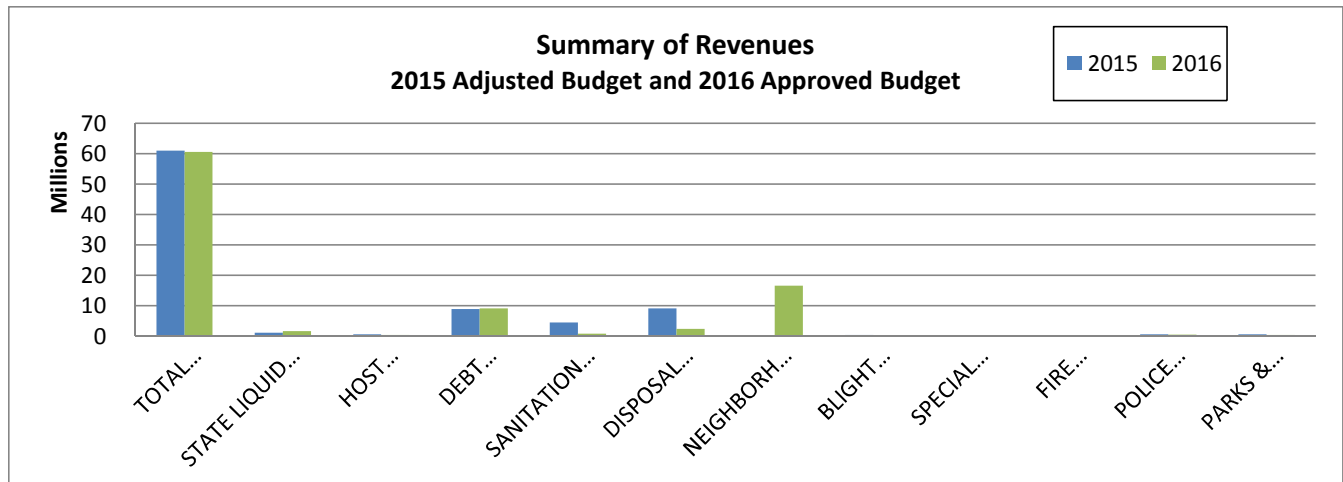
RESOURCE ALLOCATION
2016 APPROVED BUDGET

RESOURCES		APPROPRIATIONS	
GENERAL FUND	60,542,668	GENERAL FUND	60,530,347
STATE LIQUID FUELS TAX FUND	1,604,000	STATE LIQUID FUELS TAX FUND	1,604,000
HOST MUNICIPALITY FEES FUND	415,639	HOST MUNICIPALITY FEES FUND	415,639
DEBT SERVICE FUND	9,138,964	DEBT SERVICE FUND	9,136,632
SANITATION UTILITY FUND	809,000	SANITATION UTILITY FUND	809,000
DISPOSAL FUND	2,356,823	DISPOSAL FUND	2,356,823
NEIGHBORHOOD SERVICES FUND	16,542,486	NEIGHBORHOOD SERVICES FUND	16,536,142
BLIGHT REMEDIATION FUND	41,000	BLIGHT REMEDIATION FUND	41,000
SPECIAL EVENTS & PROJ REIMB FUND	0	SPECIAL EVENTS & PROJ REIMB FUND	0
FIRE PROTECTION FUND	151,251	FIRE PROTECTION FUND	63,000
POLICE PROTECTION FUND	453,656	POLICE PROTECTION FUND	339,384
PARKS & RECREATION FUND	420,000	PARKS & RECREATION FUND	408,626
WHBG FUND	10,000	WHBG FUND	9,500
TOTAL RESOURCES	<u>92,485,486</u>	TOTAL APPROPRIATIONS	<u>92,250,092</u>



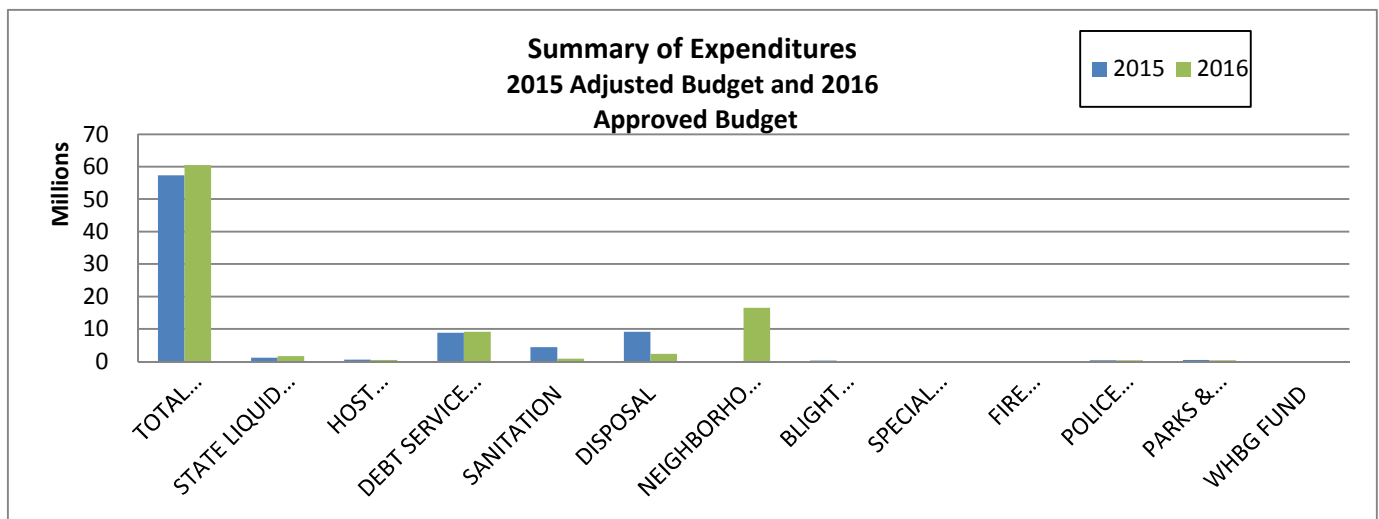
SUMMARY OF REVENUES
2016 APPROVED BUDGET

FUND	2015 ADJUSTED BUDGET	2016 APPROVED BUDGET	2015-2016 INCREASE/ (DECREASE)
GENERAL FUND			
Real Estate Taxes	17,036,358	16,715,001	(321,357)
Transfer Taxes	410,000	600,000	190,000
Hotel Taxes	1,125,000	840,000	(285,000)
Occupational Privilege Taxes	0	0	0
Local Services Taxes	2,025,678	4,664,344	2,638,666
Earned Income Taxes	11,295,400	10,716,430	(578,970)
Mercantile/Business Privilege Taxes	6,836,900	7,430,009	593,109
Departmental Revenues	5,802,653	4,241,316	(1,561,337)
Fines and Forfeits	1,985,000	744,009	(1,240,991)
Business Licenses and Permits	576,000	581,744	5,744
Interest Income	34,614	26,525	(8,089)
Property Income	62,200	33,700	(28,500)
Miscellaneous	2,389,000	2,894,791	505,791
Other Financing Sources	75,000	0	(75,000)
Intergovernmental	4,155,328	4,907,800	752,472
Interfund Transfers	6,503,261	5,604,000	(899,261)
Fund Balance Appropriation	654,925	543,000	(111,925)
TOTAL GENERAL FUND	60,967,317	60,542,668	(424,649)
STATE LIQUID FUELS TAX FUND	1,125,972	1,604,000	478,029
HOST MUNICIPALITY FEES FUND	594,500	415,639	(178,861)
DEBT SERVICE FUND	8,867,968	9,138,964	270,996
SANITATION UTILITY FUND	4,435,365	809,000	(3,626,365)
DISPOSAL FUND	9,128,358	2,356,823	(6,771,536)
NEIGHBORHOOD SERVICES	0	16,542,486	16,542,486
BLIGHT REMEDIATION FUND	401,931	41,000	(360,931)
SPECIAL EVENTS & PROJ REIMB FUND	1,820	0	0
FIRE PROTECTION FUND	98,412	151,251	52,839
POLICE PROTECTION FUND	590,846	453,656	(137,190)
PARKS & RECREATION FUND	591,058	420,000	(171,058)
WHBG FUND	8,000	10,000	2,000
TOTAL REVENUE	86,809,726	92,485,486	5,675,760



SUMMARY OF EXPENDITURES
2016 APPROVED BUDGET

FUND	2015 ADJUSTED BUDGET	2016 APPROVED BUDGET	2015-2016 INCREASE/ (DECREASE)
GENERAL FUND			
General Government	2,000,778	2,005,815	5,036
Administration	2,523,623	2,849,878	326,256
Community and Economic Development	912,839	1,207,749	294,909
Public Safety	24,470,183	25,442,591	972,408
Public Works	4,352,007	5,193,349	841,342
General Expenses	14,428,003	15,071,738	643,736
Transfers to Other Funds	8,608,230	8,759,227	150,997
TOTAL GENERAL FUND	57,295,664	60,530,347	3,234,683
STATE LIQUID FUELS TAX FUND	1,125,972	1,604,000	478,029
HOST MUNICIPALITY FEES FUND	594,037	415,639	(178,398)
DEBT SERVICE FUND	8,867,968	9,136,632	268,664
SANITATION	4,435,365	809,000	(3,626,365)
DISPOSAL	9,128,358	2,356,823	(6,771,536)
NEIGHBORHOOD SERVICES FUND	0	16,536,142	16,536,142
BLIGHT REMEDIATION FUND	306,000	41,000	(265,000)
SPECIAL EVENTS & PROJ REIMB FUND	0	0	0
FIRE PROTECTION FUND	23,560	63,000	39,440
POLICE PROTECTION FUND	411,072	339,384	(71,688)
PARKS & RECREATION FUND	478,948	408,626	(70,323)
WHBG FUND	8,000	9,500	1,500
TOTAL EXPENDITURES	82,674,943	92,250,092	9,575,148



GENERAL FUND
RESOURCE ALLOCATION SUMMARY
2016 APPROVED BUDGET

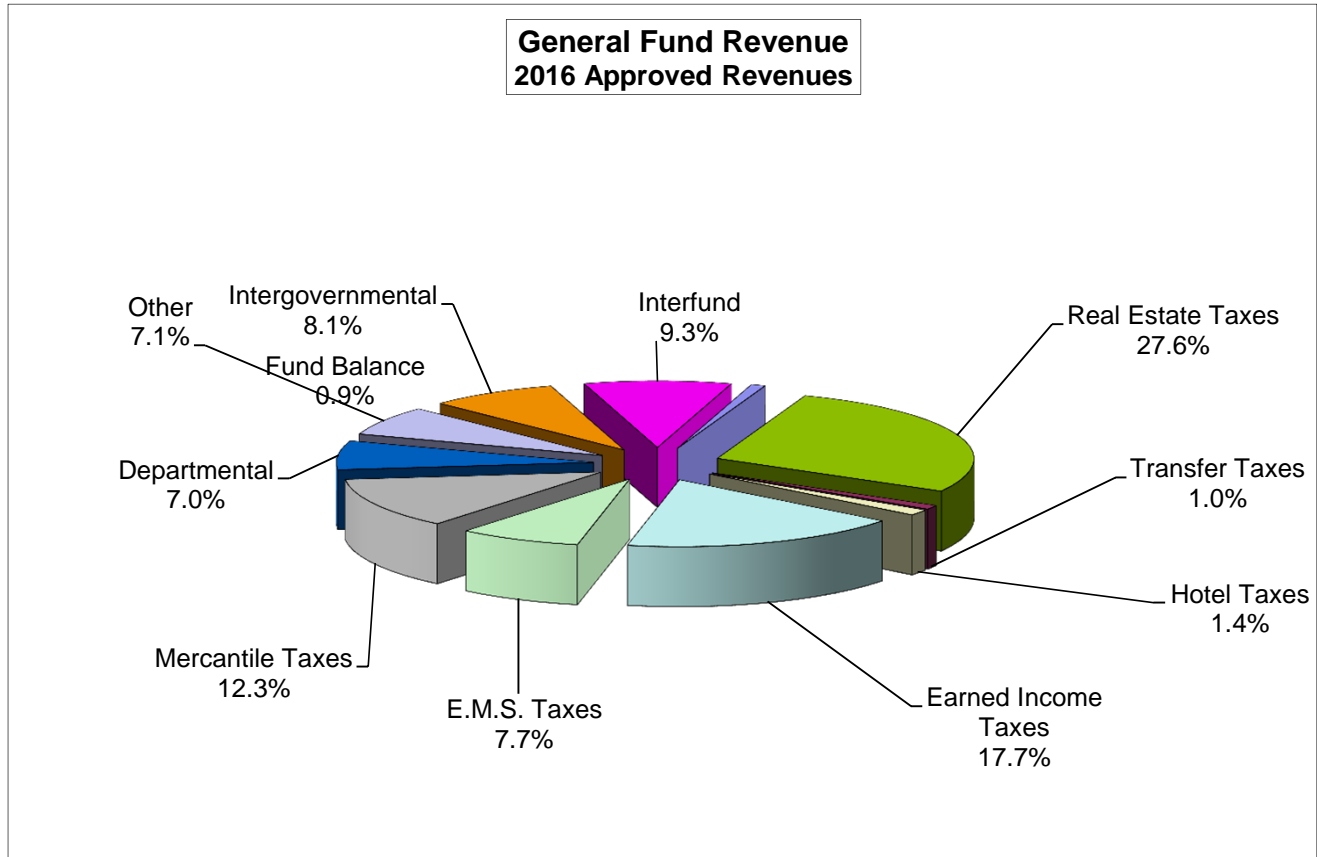
RESOURCES		APPROPRIATIONS	
REAL ESTATE TAXES	16,715,001	GENERAL GOVERNMENT	2,005,815
		ADMINISTRATION	2,849,878
TRANSFER TAXES	600,000	COMMUNITY AND ECONOMIC DEV.	1,207,749
		PUBLIC SAFETY	25,442,591
HOTEL TAXES	840,000	PUBLIC WORKS	5,193,349
OCCUPATIONAL PRIVILEGE TAXES	0		
LOCAL SERVICES TAXES	4,664,344	TOTAL DEPARTMENTS	36,699,382
EARNED INCOME TAXES	10,716,430		
MERCANTILE/BUSINESS PRIVILEGE	7,430,009	OTHER:	
DEPARTMENTAL REVENUES	4,241,316	GENERAL EXPENSES	15,071,738
FINES AND FORFEITS	744,009	TRANSFERS TO OTHER FUNDS	8,759,227
BUSINESS LICENSES AND PERMITS	581,744	TOTAL OTHER	23,830,965
INTEREST INCOME	26,525		
PROPERTY INCOME	33,700		
MISCELLANEOUS REVENUE	2,894,791		
OTHER FINANCING SOURCES	0		
INTERGOVERNMENTAL REVENUE	4,907,800		
INTERFUND REVENUE	5,604,000		
FUND BALANCE APPROPRIATION	543,000		
TOTAL RESOURCES	<u>60,542,668</u>	TOTAL APPROPRIATIONS	<u>60,530,347</u>

GENERAL FUND
REVENUE ANALYSIS SUMMARY
2016 APPROVED BUDGET

Account Name	2013 Actual	2014 Actual	2015 Actual YTD 12/21/2015	2015 Adjusted Budget	2016 Approved Budget
TAXES					
REAL ESTATE TAXES					
Real Estate Current	14,572,108	15,520,230	14,494,413	14,916,723	14,777,056
Real Estate Prior	1,839,799	2,481,109	2,024,190	2,119,635	1,937,945
TOTAL REAL ESTATE TAXES	16,411,907	18,001,339	16,518,604	17,036,358	16,715,001
OTHER TAXES					
Transfer Taxes	272,145	907,771	719,560	410,000	600,000
Hotel Taxes	350,000	527,320	840,000	1,125,000	840,000
Occupational Privilege Taxes	0	0	0	0	0
Local Services Taxes	1,812,338	2,637,709	1,916,110	2,025,678	4,664,344
Earned Income Taxes	7,539,647	10,689,449	9,820,775	11,295,400	10,716,430
Mercantile/Business Privilege	4,789,828	6,510,162	6,393,614	6,836,900	7,430,009
TOTAL OTHER TAXES	14,763,958	21,272,411	19,690,059	21,692,978	24,250,783
TOTAL TAXES	31,175,865	39,273,751	36,208,663	38,729,337	40,965,784
DEPARTMENTAL REVENUES					
Administration	2,799,482	1,512,523	1,078,202	1,312,198	1,056,497
Building and Housing Development	804,222	1,396,888	977,777	1,027,000	968,700
Public Safety	1,844,305	2,417,270	1,825,609	2,743,944	1,531,317
Public Works	1,502,655	910,264	409,151	703,465	670,125
Parks and Recreation	11,366	13,051	16,552	16,046	14,677
TOTAL DEPT. REVENUES	6,962,031	6,249,996	4,307,291	5,802,653	4,241,316

GENERAL FUND
REVENUE ANALYSIS SUMMARY
2016 APPROVED BUDGET

Account Name	2013 Actual	2014 Actual	2015 Actual YTD 12/21/2015	2015 Adjusted Budget	2016 Approved Budget
OTHER REVENUES					
Fines and Forfeits	1,302,101	2,300,226	1,488,199	1,985,000	744,009
Licenses and Permits	571,658	584,134	593,939	576,000	581,744
Interest Income	38,442	87,421	22,758	34,614	26,525
Property Income	32,984	78,983	208,547	62,200	33,700
Miscellaneous	1,771,091	3,131,084	2,835,238	2,389,000	2,894,791
Other Financing Sources	0	0	75,000	75,000	0
Intergovernmental	3,222,719	3,855,314	2,742,203	4,155,328	4,907,800
Interfund	5,214,496	6,153,261	1,758,219	6,503,261	5,604,000
TOTAL OTHER REVENUES	12,153,490	16,190,423	9,724,103	15,780,403	14,792,569
GENERAL FUND REVENUES	50,291,387	61,714,170	50,240,057	60,312,392	59,999,668
Fund Balance Appropriation	0	0	0	654,925	543,000
GENERAL FUND RESOURCES	50,291,387	61,714,170	50,240,057	60,967,317	60,542,668



GENERAL FUND
REVENUE ANALYSIS DETAIL
2016 APPROVED BUDGET

Account Name	2013 Actual	2014 Actual	2015 Actual YTD 12/21/2015	2015 Adjusted Budget	2016 Approved Budget
TAXES					
REAL ESTATE TAXES					
CURRENT YEAR LEVY					
Discount Period	12,506,662	12,623,766	12,568,695	12,621,272	12,447,175
Flat Period	1,392,597	1,422,165	1,502,861	1,420,567	1,348,781
Prior Year Flat	0	0	865	0	0
Penalty Period	842,010	1,570,221	727,477	1,025,851	1,125,000
Refund of Prior Year Taxes	0	0	(94,890)	0	(13,176)
TOTAL CURRENT YEAR LEVY	14,741,270	15,616,152	14,705,008	15,067,690	14,907,781
CURRENT YEAR DISCOUNT AND PENALTY					
Discount (2%)	(253,563)	(253,617)	(283,356)	(253,567)	(247,427)
Penalty (10%)	84,402	157,695	72,761	102,600	116,702
TOTAL DISCOUNT & PENALTY	(169,161)	(95,922)	(210,595)	(150,967)	(130,725)
TOTAL CURRENT YEAR TAXES	14,572,108	15,520,230	14,494,413	14,916,723	14,777,056
PRIOR YEARS' TAXES					
Tax Liens - Principal	0	0	(17)	0	0
Tax Liens - Interest	0	0	0	0	0
Tax Amount - 1st Year Prior	540,042	784,308	612,832	710,000	616,616
Tax Amount - 2nd Year Prior	854,403	1,024,510	925,794	910,000	849,939
Tax Amount - 3rd & More Prior Years	120,844	239,120	122,664	150,000	125,511
Penalty & Int - 1st Year Prior	71,957	110,825	78,101	79,635	83,143
Penalty & Int - 2nd Year Prior	204,856	240,723	218,087	210,000	199,774
Penalty & Int - 3rd & More Years	47,698	81,624	66,729	60,000	62,962
Tax Amount - Tax Sales	0	0	0	0	0
TOTAL PRIOR YEARS' TAXES	1,839,799	2,481,109	2,024,190	2,119,635	1,937,945
TOTAL REAL ESTATE TAXES	16,411,907	18,001,339	16,518,604	17,036,358	16,715,001
OTHER TAXES					
Transfer Taxes	272,145	907,771	719,560	410,000	600,000
Hotel Taxes	350,000	527,320	840,000	1,125,000	840,000

GENERAL FUND
REVENUE ANALYSIS DETAIL
2016 APPROVED BUDGET

Account Name	2013 Actual	2014 Actual	2015 Actual YTD 12/21/2015	2015 Adjusted Budget	2016 Approved Budget
LOCAL SERVICE TAXES					
Tax Amount - Current Year	1,316,223	2,097,652	1,290,751	1,494,000	4,130,366
Penalty - Current Tax	251	387	260	300	420
Tax Amount - Prior Year	497,000	541,004	653,825	532,663	534,685
Local Service Tax Commission	0	0	(28,760)	0	0
Penalty - Prior Year	87	185	33	200	488
L.S.T. Tax Commissions	(982)	(1,235)	0	(1,200)	(1,275)
Prior Year L.S.T. Commissions	(241)	(284)	0	(284)	(340)
TOTAL L.S.T.	1,812,338	2,637,709	1,916,110	2,025,678	4,664,344
EARNED INCOME TAXES					
Tax Amount - Current Year	7,661,497	10,866,149	9,965,009	11,500,000	10,866,516
Tax Amount - Prior Year	0	0	0	0	0
E.I.T. Commissions	(117,326)	(172,129)	(141,110)	(200,000)	(145,813)
E.I.T. DCTCC Fees	(4,524)	(4,570)	(3,124)	(4,600)	(4,272)
TOTAL E.I.T.	7,539,647	10,689,449	9,820,775	11,295,400	10,716,430
MERCANTILE/BUSINESS PRIVILEGE LICENSES					
Business Privilege - Current Year	132,200	185,440	135,160	170,000	190,000
Business Privilege - Prior Year	6,640	11,040	15,080	7,000	12,245
Landlord - Current Year	88,120	83,840	98,280	80,000	95,000
Landlord - Prior Year	9,120	6,440	17,840	5,000	16,932
License Commission	0	(1,382)	(428)	(1,500)	(428)
MERCANTILE/BUSINESS TAXES					
Current Year Tax	2,549,041	2,502,470	2,478,127	2,800,000	2,637,064
Prior Year Tax	67,457	194,788	311,962	100,000	225,000
Penalty	58,820	94,046	123,682	75,000	106,880
Interest	9,979	28,148	131,765	20,000	68,386
Tax Commission	0	(53,432)	(82,581)	(25,000)	(63,792)
Amusement Tax	204,868	296,567	276,860	265,000	291,920
Amusement Tax Penalty	251	927	144	500	292
Amusement Tax Interest	0	0	552.28	0	0
Parking Tax	1,613,906	3,100,722	2,842,664	3,300,000	3,800,000
Parking License Fee	13,271	16,721	11,573	13,900	12,500
Parking License Fee - Prior Year	476	3,266	2,131	1,000	2,131
Parking License Fee - Interest	668	3,477	2,007	1,000	10,082
General License Tax	35,010	37,085	28,795	25,000	25,798
TOTAL MERC./BUS. PRIV.	4,789,828	6,510,162	6,393,614	6,836,900	7,430,009
TOTAL OTHER TAXES	14,763,958	21,272,411	19,690,059	21,692,978	24,250,783
TOTAL TAXES	31,175,865	39,273,751	36,208,663	38,729,337	40,965,784

GENERAL FUND
REVENUE ANALYSIS DETAIL
2016 APPROVED BUDGET

Account Name	2013 Actual	2014 Actual	2015 Actual YTD 12/21/2015	2015 Adjusted Budget	2016 Approved Budget
DEPARTMENTAL REVENUES					
ADMINISTRATION					
Water Utility Fund	833,959	0	0	0	0
Grants Fund	103,400	73,400	0	72,918	0
Sanitation Utility Fund	500,025	506,063	506,063	506,063	0
Disposal Fund	0	531,369	305,000	305,000	0
Neighborhood Service Fund	0	0	0	0	811,063
Sewerage Utility Fund	846,131	0	0	0	0
Satisfaction Fees	538	709	306	750	443
Filing Fee Returns	903	1,215	489	1,200	701
Return of Advanced Costs	0	9	0	10	0
Metro	158,625	81,150	18,925	70,000	19,388
Life Partnership Registry	25	100	25	100	45
Liens - Court Costs	0	68	0	70	0
Collection Revenue (School)	167,100	126,345	94,591	168,000	99,831
Collection Fees (School Merc.)	106,737	96,145	109,061	105,000	71,144
Returned Check Fee	9,011	8,962	6,311	7,880	6,822
Other Administration Revenue	72,989	86,913	37,260	75,142	46,887
Documents/Publications - Mercantile	40	75	170	65	174
I.T. Chargebacks	0	0	0	0	0
TOTAL ADMINISTRATION	2,799,482	1,512,523	1,078,202	1,312,198	1,056,497
BUILDING & HOUSING DEVELOPMENT					
Rooming House	3,675	8,160	10,075	4,000	7,800
Appeal Hearing Fees	0	200	0	200	200
Mitigation Fees	0	0	0	4,800	4,800
License Renewal Fees	93,375	259,100	142,725	200,000	200,000
Permit Fees - Electrical	54,150	54,829	72,377	65,000	56,000
Permit Fees - Plumbing	41,275	55,375	59,950	48,000	59,000
Permit Fees - Building	347,871	486,916	354,052	380,000	290,000
Permit Fees - Low Voltage Electric	470	1,110	10,564	1,000	10,600
Permit Fees - Dumpster	2,225	3,100	2,975	2,000	2,700
Permit Fees - Demolition	10,488	16,514	27,467	10,000	28,000
Fire Prevention Code	28,923	53,995	43,481	25,000	25,000
Permit Fees - Special	2,139	1,330	2,020	1,000	2,000
Fees - Flood Plain Certification	1,240	2,690	1,465	2,000	1,500
Fees - Buyer Notification	18,200	23,135	18,760	15,000	17,000
Inspection Services	0	0	0	0	0
Emergency Order Liens - Principal	25	4,200	0	0	0
Emergency Order Liens - Interest	0	1,750	0	0	0
Fees - Planning	8,635	6,325	10,990	5,000	8,800
Fees - City Health Inspection	59,665	98,990	72,445	65,000	65,000
Fees - Zoning Hearing Board	15,290	10,970	11,640	10,000	9,800
Permit Fees - Zoning	51,032	59,734	45,860	48,000	40,000
Zoning Commission	0	(90)	(45)	0	0
Demolition Liens - Principal	0	0	0	0	0
Demolition Liens - Interest	0	0	0	0	0
Rental Inspection	63,545	245,730	88,850	140,000	140,000
Publications and Maps	2,000	2,825	900	1,000	500
HHA Reimbursement	0	0	0	0	0
Other Community Dev. Revenue	0	0	0	0	0
Certified Local Government Grant	0	0	0	0	0
Warrant Services Fees	0	0	1,225	0	0
TOTAL BUILDING & HOUSING DEV.	804,222	1,396,888	977,777	1,027,000	968,700

GENERAL FUND
REVENUE ANALYSIS DETAIL
2016 APPROVED BUDGET

Account Name	2013 Actual	2014 Actual	2015 Actual YTD 12/21/2015	2015 Adjusted Budget	2016 Approved Budget
PUBLIC SAFETY					
Temp "No Parking" Signs	0	0	0	0	0
Fire and Burglar Alarm	48,432	70,676	67,783	50,000	50,000
Vehicular Extraction Fees	470	2,382	4,744	400	4,950
Towing Fees	24,954	28,360	21,665	26,000	22,396
Police Investigation Reports	65,090	85,865	48,550	74,000	52,223
Booking Processing Fee	72,314	42,377	34,052	40,000	0
Fire Investigation Reports	800	1,215	1,425	800	1,667
Fire Inspection/Safety	0	1,150	100	550	0
Fees - Police Officer Application	0	0	0	0	0
Fees - Firefighter Application	0	0	0	0	0
SRO - Personnel	0	0	0	337,350	0
SRO - Equipment	0	0	0	23,810	0
SRO - Vehicle	0	0	0	200,000	0
SRO - Tuition	0	0	0	32,475	0
Meter Bag Rental	149,706	62,834	20,096	148,700	20,000
Fire Grants (SAFER)	494,203	394,102	278,538	216,372	0
Police Personnel Reimb	19,464	10,215	24,441	20,000	0
ARRA COPS Grant	164,644	333,212	191,699	84,985	136,918
ARRA Energy Block Grant	0	0	0	0	0
ARRA Justice Assistance Grant	0	0	0	0	0
GREAT GRANT	0	0	0	0	0
Police On Patrol	0	0	10,167	0	10,167
Domestic Violence Grant	4,660	5,465	0	5,000	2,301
Training Grant	0	0	0	50,000	0
Auto Theft Grant	0	0	0	0	0
Academy Grant	0	0	0	0	0
Weed and Seed Grant	0	0	0	0	0
Universal Hiring Grant	0	0	0	0	0
FEMA/USAR Contract	91,679	24,777	0	30,000	6,383
Probation/Parole Grant	0	0	0	0	0
Counter-Terrorism Grant	0	0	0	0	0
HHA Reimbursement	89,309	485,251	248,885	385,000	250,459
Other Public Safety Revenue	33,556	36,034	45,750	40,000	43,256
Fees - Permit Parking	32,495	38,625	42,540	35,000	39,731
Fines and Costs	72,919	72,570	36,463	74,000	48,028
Drug Task Force Reimbursement	73,943	73,072	104,026	80,000	74,082
Highway Safety Program Reimburse.	0	8,981	2,470	0	0
Vice Reimbursement	0	0	0	0	0
E911 Surcharge	0	0	0	0	0
HSD Reimbursement	0	0	0	0	0
Dog Licenses	7,452	9,736	7,704	10,000	7,959
Fees - Booting	1,925	14,595	8,775	10,000	10,799
Police Extra Duty Revenue	396,291	615,778	625,737	769,502	750,000
TOTAL PUBLIC SAFETY	1,844,305	2,417,270	1,825,609	2,743,944	1,531,317

GENERAL FUND
REVENUE ANALYSIS DETAIL
2016 APPROVED BUDGET

Account Name	2013 Actual	2014 Actual	2015 Actual YTD 12/21/2015	2015 Adjusted Budget	2016 Approved Budget
PUBLIC WORKS					
Street Cut Inspect	720	0	0	125,000	125,000
Street Cut Degradation Fees	0	0	0	2,000	0
Permit Fees - Sewer Tappage	34,353	0	0	0	0
VMC Charges - Dauphin County	5,547	1,652	0	750	0
VMC Charges - THA Covanta	8,403	78,277	1,473	0	1,473
VMC Charges - Water	53,809	9,992	0	0	0
VMC Charges- Fed Grant	2,411	16,984	2,375	0	971
VMC Charges - Steelton Borough	2,465	0	0	0	0
VMC Charges - Sanitation	231,648	287,432	246,626	260,000	276,000
VMC Charges - Sewer/A.W.T.F.	48,006	8,123	0	0	0
VMC Charges - State Liquid Fuels	145,000	144,895	131,781	145,000	145,000
VMC Charges - Hbg Parking Authority	27,744	5,181	0	0	0
VMC Charges - Hbg Redev. Authority	1,270	1,255	274	1,000	766
VMC Charges - Hbg School District	61,507	15,429	2,927	10,000	5,870
VMC Charges - Hbg Housing Authority	4,920	1,832	0	0	0
Sewer Maintenance Charges	753,731	163,099	0	0	0
Sewer Maintenance Liens - Principal	2,182	2,260	1,463	0	0
Sewer Maintenance Liens - Interest	547	918	691	0	0
Keep HBG Clean	10	7,797	0	0	0
Publications and Maps	28	4	0	25	0
Recycling Revenue - Demolition	0	0	0	0	0
CDBG Reimbursement - Demolition	114,938	94,862	21,526	115,000	115,000
Inlet Replacement	0	0	0	40,190	0
Other Public Works Revenue	3,419	70,270	15	4,500	45
TOTAL PUBLIC WORKS	1,502,655	910,264	409,151	703,465	670,125
PARKS AND RECREATION					
Revenue - Pool #1	8,207	8,816	8,658	8,816	7,945
Revenue - Pool #2	0	0	5,979	4,000	4,986
Fees - Shade Trees	215	285	155	230	161
Fees - Special Parking - City Island	0	0	0	0	0
Contribution/Donations	0	0	0	0	0
Explore Prog. Reimb. from HSD	0	0	0	0	0
Publication Advertising	0	0	0	0	0
Other Parks and Recreation Rev.	2,944	3,950	1,760	3,000	1,585
TOTAL PARKS AND RECREATION	11,366	13,051	16,552	16,046	14,677
TOTAL DEPARTMENT REVENUE	6,962,031	6,249,996	4,307,291	5,802,653	4,241,316

GENERAL FUND
REVENUE ANALYSIS DETAIL
2016 APPROVED BUDGET

Account Name	2013 Actual	2014 Actual	2015 Actual YTD 12/21/2015	2015 Adjusted Budget	2016 Approved Budget
OTHER REVENUES					
FINES AND FORFEITS					
DJ - Traffic Violations	102,411	97,296	103,268	110,000	103,240
DJ - Summary Criminal Offenses	272,105	246,905	213,479	300,000	226,699
DJ - Codes Violations	47,000	68,063	85,585	75,000	64,070
City Parking Violations	880,585	1,887,962	1,085,868	1,500,000	350,000
Witness Fees	0	0	0	0	0
Other Fines and Forfeits	0	0	0	0	0
TOTAL FINES AND FORFEITS	1,302,101	2,300,226	1,488,199	1,985,000	744,009
LICENSES AND PERMITS					
Alcoholic Beverage Licenses	30,650	29,650	33,400	36,000	36,300
Cable TV Franchise License	541,008	554,484	560,539	540,000	545,444
TOTAL LICENSES AND PERMITS	571,658	584,134	593,939	576,000	581,744
INTEREST INCOME					
Savings	17	45,948	0	2	0
Tax Appeal	63	480	0	200	5
Collection System	2	23	0	20	0
Education	475	1,732	0	480	0
Transfer Interest	0	0	0	0	0
E.M.S.Tax Rebate Account Interest	16	18	0	12	2
Interest on CDs	27,463	24,241	17,854	25,000	19,779
PNI Loan Interest	9,263	7,604	4,904	7,800	6,453
Other Investments	1,143	7,376	0	1,100	285
Interest Earnings	0	0	0	0	0
Insurance Service	0	0	0	0	0
Insurance Interest - W.C.	0	0	0	0	0
Water System Sale Proceeds	0	0	0	0	0
TOTAL INTEREST INCOME	38,442	87,421	22,758	34,614	26,525
PROPERTY INCOME					
Rental Income	2,363	2,100	2,025	2,400	2,113
HPA Rental Income	0	20,800	0	20,800	0
Easement Fees	30,621	31,083	31,587	39,000	31,587
Gain on Sale of Fixed Assets	0	25,000	174,935	0	0
TOTAL PROPERTY INCOME	32,984	78,983	208,547	62,200	33,700

GENERAL FUND
REVENUE ANALYSIS DETAIL
2016 APPROVED BUDGET

Account Name	2013 Actual	2014 Actual	2015 Actual YTD 12/21/2015	2015 Adjusted Budget	2016 Approved Budget
MISCELLANEOUS					
Reimbursement for Loss/Damage	0	0	0	0	0
Reimb for THA Shared Svcs	212,075	1,274,451	479,256	650,000	400,000
Stop Loss Recoveries	134,555	767,192	512,556	0	100,000
Work Comp-Excess Recovery	504,325	0	0	0	0
Reimbursement for Shares Extended	0	0	66,555	0	0
Receipt of Prior Year Revenue	2,084	0	0	0	0
Insurance Reimbursement for Loss	24,390	25,521	250,238	300,000	25,000
Contributions and Donations	3,200	102,880	227,202	230,000	245,000
Miscellaneous	0	0	0	0	0
Payments In Lieu of Taxes (PILOTS)	417,821	561,832	465,568	600,000	500,000
Harrisburg Broadcasting Network	2,225	7,950	0	0	0
Refund of Expenditures	70,187	2,449	132,383	29,000	81,133
Express Script Rebate	311,899	348,237	598,185	150,000	500,000
LED Electricity Rebate	0	0	0	0	294,808
Spec Proj Infrastructure	0	0	0	350,000	0
Medicare Part D Program	87,322	39,426	102,867	80,000	80,000
Medical-Employee Contribution	0	0	0	0	668,850
Miscellaneous Lien - Principal	1,006	1,146	428	0	0
Miscellaneous Lien - Interest	0	0	0	0	0
TOTAL MISCELLANEOUS	1,771,091	3,131,084	2,835,238	2,389,000	2,894,791
OTHER FINANCING SOURCES					
S.W.A.P. Revenue	0	0	0	0	0
City Guarantee Fees	0	0	0	0	0
Mortgage Refinancing Proceeds	0	0	0	0	0
T.R.A.N./Loan Proceeds	0	0	75,000	75,000	0
Pennvest	0	0	0	0	0
Settlement Recoveries	0	0	0	0	0
TOTAL OTHER FINANCING SOURCES	0	0	75,000	75,000	0
INTERGOVERNMENTAL					
The Harrisburg Authority (CRW)	0	169,510	0	0	0
Pension System State Aid	2,609,214	2,438,398	2,158,604	2,440,000	2,200,000
Gaming Funds	0	0	0	44,137	0
Public Utility Realty Taxes	36,557	39,469	45,699	38,000	45,000
Capital Fire Protection	496,000	496,000	0	496,000	496,000
Grant Proceeds	3,100	102,500	10,000	137,191	45,000
Equipment Grant	77,848	22,152	0	0	0
Ground Lease Payment	0	587,286	527,900	1,000,000	1,166,990
Priority Parking Distribution	0	0	0	0	954,810
TOTAL INTERGOVERNMENTAL	3,222,719	3,855,314	2,742,203	4,155,328	4,907,800

GENERAL FUND
REVENUE ANALYSIS DETAIL
2016 APPROVED BUDGET

Account Name	2013 Actual	2014 Actual	2015 Actual YTD 12/21/2015	2015 Adjusted Budget	2016 Approved Budget
INTERFUND TRANSFERS					
Capital Projects Fund	0	0	0	0	0
Trust and Agency Fund	0	0	8,958	0	0
Hydroelectric Dam Fund	0	0	0	0	0
State & Fed Grants	4,504,000	4,504,000	0	4,754,000	4,504,000
Federal Grants	0	0	0	0	0
Neighborhood Services Fund	0	0	0	0	1,100,000
Sanitation Utility Fund	710,496	1,649,261	1,749,261	1,749,261	0
Sewer Utility Fund	0	0	0	0	0
TOTAL INTERFUND TRANSFERS	5,214,496	6,153,261	1,758,219	6,503,261	5,604,000
TOTAL OTHER REVENUES	12,153,490	16,190,423	9,724,103	15,780,403	14,792,569
GENERAL FUND REVENUE	50,291,387	61,714,170	50,240,057	60,312,392	59,999,668
Fund Balance Appropriation	0	0	0	654,925	543,000
GENERAL FUND RESOURCES	50,291,387	61,714,170	50,240,057	60,967,317	60,542,668

2016 Approved Budget

Revenue Line Item

BUDGET UNIT: 01000100 GENERAL FUND

Account	2013 Actual	2014 Actual	2015 Actual YTD (12/21)	2015 Adjusted Budget	2016 Approved Budget
301001 DISCOUNT PERIOD	\$12,506,662.14	\$12,623,765.81	\$12,568,695.48	\$12,621,272.46	\$12,447,175.10
301002 FLAT PERIOD	\$1,392,597.25	\$1,422,165.08	\$1,502,860.93	\$1,420,566.94	\$1,348,781.45
301003 PENALTY PERIOD	\$842,010.11	\$1,570,221.32	\$727,476.98	\$1,025,850.91	\$1,125,000.00
301004 REFUND PRIOR YR RE TAX	\$0.00	\$0.00	(\$94,890.09)	\$0.00	(\$13,175.53)
302001 DISCOUNT AMOUNT	(\$253,563.27)	(\$253,617.33)	(\$283,355.84)	(\$253,567.46)	(\$247,426.88)
302003 PENALTY AMOUNT	\$84,401.92	\$157,695.20	\$72,761.08	\$102,600.00	\$116,701.70
303000 PRIOR YR FLAT AMT	\$0.00	\$0.00	\$864.93	\$0.00	\$0.00
304001 TAX LIENS - PRINCIPAL	\$0.00	\$0.00	(\$17.30)	\$0.00	\$0.00
305001 TAX AMOUNT-1ST PRIOR YEAR	\$540,042.31	\$784,308.20	\$612,832.04	\$710,000.00	\$616,616.19
305002 TAX AMOUNT-2ND PRIOR YEAR	\$854,402.96	\$1,024,509.90	\$925,794.46	\$910,000.00	\$849,939.18
305003 TAX AMOUNT-3RD PRIOR YEAR	\$120,843.51	\$239,120.17	\$122,663.58	\$150,000.00	\$125,510.95
306001 PENALTY/INT 1ST YR PRIOR	\$71,956.65	\$110,824.79	\$78,100.56	\$79,635.40	\$83,142.82
306002 PENALTY/INT 2ND YR PRIOR	\$204,855.66	\$240,722.52	\$218,087.45	\$210,000.00	\$199,773.89
306003 PENALTY/INT 3RD YR PRIOR	\$47,697.71	\$81,623.76	\$66,729.46	\$60,000.00	\$62,961.91
307000 TAX AMOUNT/TAX SALES	\$0.00	\$0.00	\$0.00	\$0.00	\$0.00
308000 PENALTY/INTEREST TAX SALE	\$0.00	\$0.00	\$0.00	\$0.00	\$0.00
301100 REAL ESTATE TAXES	\$16,411,906.95	\$18,001,339.42	\$16,518,603.72	\$17,036,358.25	\$16,715,000.79
309000 TRANSFER TAX REVENUE	\$272,144.62	\$907,771.24	\$719,560.20	\$410,000.00	\$600,000.00
309100 TRANSFER TAXES	\$272,144.62	\$907,771.24	\$719,560.20	\$410,000.00	\$600,000.00
310000 HOTEL TAX REVENUE	\$350,000.00	\$527,319.75	\$840,000.00	\$1,125,000.00	\$840,000.00
310100 HOTEL TAXES	\$350,000.00	\$527,319.75	\$840,000.00	\$1,125,000.00	\$840,000.00
311000 OPT CURRENT YR REVENUE	\$0.00	\$0.00	\$0.00	\$0.00	\$0.00
312003 OPT CURRENT YR PENALTY	\$0.00	\$0.00	\$0.00	\$0.00	\$0.00
313000 OPT PRIOR YR TAX	\$0.00	\$0.00	\$0.00	\$0.00	\$0.00
314050 OPT PRIOR YR PENALTY	\$0.00	\$0.00	\$0.00	\$0.00	\$0.00
315001 OPT CUR YR COMMISSION	\$0.00	\$0.00	\$0.00	\$0.00	\$0.00
315002 OPT PRIOR YR COMMISSION	\$0.00	\$0.00	\$0.00	\$0.00	\$0.00
311100 OCC PRIVILEGE TAXES	\$0.00	\$0.00	\$0.00	\$0.00	\$0.00
316000 EMERGENCY/MUN SERVICES	\$1,316,223.38	\$2,097,652.11	\$1,290,750.79	\$1,494,000.00	\$4,130,365.65
316003 CURR YR PENALTY	\$250.63	\$387.31	\$260.40	\$300.00	\$419.82
316005 E.M.S. TAX REBATE	\$0.00	\$0.00	\$0.00	\$0.00	\$0.00
316006 EMS TAX PRIOR YEAR	\$497,000.21	\$541,003.58	\$653,825.13	\$532,662.58	\$534,685.18
316007 PEN PRIOR YEAR	\$87.39	\$184.79	\$33.04	\$200.00	\$487.86
316009 LOCAL SVCS TAX-COMMISSION	\$0.00	\$0.00	(\$28,759.81)	\$0.00	\$0.00
318000 EMS TAX COMMISSIONS	(\$982.25)	(\$1,234.52)	\$0.00	(\$1,200.00)	(\$1,274.76)
318006 PRIOR YR EMS COMMISSION	(\$241.20)	(\$284.26)	\$0.00	(\$284.26)	(\$339.80)
316100 E.M.S. TAX	\$1,812,338.16	\$2,637,709.01	\$1,916,109.55	\$2,025,678.32	\$4,664,343.94
321000 EIT - CURR YR	\$7,661,496.54	\$10,866,148.80	\$9,965,008.79	\$11,500,000.00	\$10,866,515.69
323000 EIT - PRIOR YR	\$0.00	\$0.00	\$0.00	\$0.00	\$0.00
323001 EIT COMMISSIONS	(\$117,325.80)	(\$172,129.44)	(\$141,109.52)	(\$200,000.00)	(\$145,812.89)
323002 EIT EQUITY DISTRIBUTION	\$0.00	\$0.00	\$0.00	\$0.00	\$0.00
323003 EIT-DCTCC FEES	(\$4,523.68)	(\$4,570.21)	(\$3,123.85)	(\$4,600.00)	(\$4,272.31)
321100 EARNED INCOME TAX	\$7,539,647.06	\$10,689,449.15	\$9,820,775.42	\$11,295,400.00	\$10,716,430.49
324001 MERCANTILE/BUS LIC CUR YR	\$132,200.00	\$185,440.00	\$135,160.00	\$170,000.00	\$190,000.00
324002 MERCANTILE/BUS LIC PR YR	\$6,640.00	\$11,040.00	\$15,080.00	\$7,000.00	\$12,245.17
324004 MERC/LANDLORD LIC CURR YR	\$88,120.00	\$83,840.00	\$98,280.00	\$80,000.00	\$95,000.00
324005 MERC/LANDLORD LIC PRIORYR	\$9,120.00	\$6,440.00	\$17,840.00	\$5,000.00	\$16,931.53

2016 Approved Budget

Revenue Line Item

BUDGET UNIT: 01000100 GENERAL FUND

Account	2013 Actual	2014 Actual	2015 Actual YTD (12/21)	2015 Adjusted Budget	2016 Approved Budget
324009 MERC LIC COMMISSION	\$0.00	(\$1,381.50)	(\$428.00)	(\$1,500.00)	(\$428.00)
324100 MERC/BUS PRIVIL LICENSES	\$236,080.00	\$285,378.50	\$265,932.00	\$260,500.00	\$313,748.70
325001 MBP TAX - CURRENT YR	\$2,549,041.40	\$2,502,470.20	\$2,478,127.08	\$2,800,000.00	\$2,637,064.13
325002 MBP TAX - PRIOR YR	\$67,456.55	\$194,787.69	\$311,961.57	\$100,000.00	\$225,000.00
325003 MBP TAX - PENALTY	\$58,820.33	\$94,045.63	\$123,682.38	\$75,000.00	\$106,879.58
325004 MBP TAX - INTEREST	\$9,979.32	\$28,147.61	\$131,764.89	\$20,000.00	\$68,385.72
325009 MBP TAX COMMISSION	\$0.00	(\$53,432.39)	(\$82,580.74)	(\$25,000.00)	(\$63,791.84)
326001 MBP AMUSEMENT TAX	\$204,868.49	\$296,566.61	\$276,859.89	\$265,000.00	\$291,919.60
326002 MBP AMUSEMT TAX-PRIOR YR	\$0.00	\$0.00	\$0.00	\$0.00	\$0.00
326003 MBP AMUSEMENT TAX PENALTY	\$0.00	\$0.00	\$519.82	\$0.00	\$0.00
326004 MBP AMUSEMENT TAX - INT	\$0.00	\$0.00	\$32.46	\$0.00	\$0.00
326011 AMUSEMENT TAX PENALTY	\$251.10	\$926.53	\$143.70	\$500.00	\$291.98
327000 MBP PARKING TAXES CURRENT	\$1,613,906.19	\$3,100,722.37	\$2,842,664.31	\$3,300,000.00	\$3,800,000.00
327001 MBP PARKING FEE	\$13,271.00	\$16,721.00	\$11,573.00	\$13,900.00	\$12,500.00
327002 PARKING LICENSE FEE-PRIOR	\$476.25	\$3,266.00	\$2,131.00	\$1,000.00	\$2,131.00
327003 PARKING LICENSE FEE-PENAL	\$667.69	\$3,477.20	\$2,007.30	\$1,000.00	\$10,082.17
329000 MBP GENERAL LICENSE TAX	\$35,010.00	\$37,085.00	\$28,795.00	\$25,000.00	\$25,797.59
325100 MERC/BUS TAXES	\$4,553,748.32	\$6,224,783.45	\$6,127,681.66	\$6,576,400.00	\$7,116,259.93
340002 HBG WATER UTILITY FUND	\$833,959.00	\$0.00	\$0.00	\$0.00	\$0.00
340008 GRANTS FUND	\$103,399.50	\$73,399.50	\$0.00	\$72,917.92	\$0.00
340027 SANITATION UTILITY FUND	\$500,025.00	\$506,063.00	\$506,063.00	\$506,063.00	\$0.00
340028 LANDFILL/INCIN UTILITY FUND	\$0.00	\$531,369.28	\$305,000.00	\$305,000.00	\$0.00
340025 NEIGHBORHOOD SERVICES UTILITY	\$0.00	\$0.00	\$0.00	\$0.00	\$811,063.00
340029 SEWERAGE UTILITY FUND	\$846,131.00	\$0.00	\$0.00	\$0.00	\$0.00
340040 SATISFACTION FEES	\$538.10	\$708.50	\$306.27	\$750.00	\$442.54
340050 FILING FEE RETURNS	\$902.78	\$1,215.48	\$489.24	\$1,200.00	\$700.56
340055 ADVANCED COSTS RETURN	\$0.00	\$9.47	\$0.00	\$10.00	\$0.00
340060 METRO	\$158,625.00	\$81,150.00	\$18,925.00	\$70,000.00	\$19,388.36
340061 LIFE PARTNERSHIP REGISTRY	\$25.00	\$100.00	\$25.00	\$100.00	\$45.00
340065 LIENS - COURT COSTS	\$0.00	\$68.26	\$0.00	\$70.00	\$0.00
340080 COLLECTION REV (SCHOOL)	\$167,099.89	\$126,344.66	\$94,591.25	\$168,000.00	\$99,830.74
340081 COLLECTION FEES(SCHOOL)	\$106,737.35	\$96,145.34	\$109,060.68	\$105,000.00	\$71,144.36
340085 NSF CHECK FEE	\$9,010.59	\$8,961.83	\$6,311.38	\$7,880.00	\$6,821.93
340090 OTHER ADMINISTRATIVE	\$72,988.74	\$86,912.99	\$37,260.01	\$75,142.00	\$46,886.89
340091 MERCANTILE DOCS/PUBLICATE	\$40.00	\$75.00	\$170.00	\$65.00	\$173.80
340092 D.P. CHARGEBACKS	\$0.00	\$0.00	\$0.00	\$0.00	\$0.00
340100 DEPT OF ADMIN REVENUES	\$2,799,481.95	\$1,512,523.31	\$1,078,201.83	\$1,312,197.92	\$1,056,497.18
341001 ROOMING HOUSE	\$3,675.00	\$8,160.00	\$10,075.00	\$4,000.00	\$7,800.00
341002 APPEAL HEARING FEES	\$0.00	\$200.00	\$0.00	\$200.00	\$200.00
341003 MITIGATION FEES	\$0.00	\$0.00	\$0.00	\$4,800.00	\$4,800.00
341011 LICENSE RENEWAL FEES	\$93,375.00	\$259,100.00	\$142,725.00	\$200,000.00	\$200,000.00
341020 ELECTRICAL PERMIT FEE	\$54,150.00	\$54,829.00	\$72,377.00	\$65,000.00	\$56,000.00
341021 PLUMBING PERMIT FEE	\$41,275.00	\$55,375.00	\$59,950.00	\$48,000.00	\$59,000.00
341022 BUILDING PERMIT FEE	\$347,871.00	\$486,915.50	\$354,052.41	\$380,000.00	\$290,000.00
341023 LOW VOLTAGE ELEC. PERMITS	\$470.00	\$1,110.00	\$10,564.00	\$1,000.00	\$10,600.00
341024 DUMPSTER PERMIT FEES	\$2,225.00	\$3,100.00	\$2,975.00	\$2,000.00	\$2,700.00
341025 DEMOLITION PERMIT FEES	\$10,488.00	\$16,514.00	\$27,467.00	\$10,000.00	\$28,000.00

2016 Approved Budget

Revenue Line Item

BUDGET UNIT: 01000100 GENERAL FUND

Account	2013 Actual	2014 Actual	2015 Actual YTD (12/21)	2015 Adjusted Budget	2016 Approved Budget
341026 FIRE PREVENTION CODE	\$28,923.00	\$53,995.00	\$43,481.00	\$25,000.00	\$25,000.00
341027 SPECIAL PERMIT FEES	\$2,138.64	\$1,330.48	\$2,020.43	\$1,000.00	\$2,000.00
341028 FLOOD PLAIN CERTIFICATION	\$1,240.00	\$2,690.00	\$1,465.00	\$2,000.00	\$1,500.00
341030 BUYER NOTIFY FEES	\$18,200.00	\$23,135.00	\$18,760.00	\$15,000.00	\$17,000.00
341033 CODES INSPECT SERVICE	\$0.00	\$0.00	\$0.00	\$0.00	\$0.00
341040 EMG ORD LIENS /PRINCIPAL	\$25.00	\$4,200.00	\$0.00	\$0.00	\$0.00
341041 EMG ORD LIEN/INTEREST	\$0.00	\$1,749.50	\$0.00	\$0.00	\$0.00
341050 PLANNING FEES	\$8,635.14	\$6,325.38	\$10,990.00	\$5,000.00	\$8,800.00
341051 HEALTH INSPECT FEES	\$59,665.00	\$98,990.00	\$72,445.00	\$65,000.00	\$65,000.00
341060 ZONING HEARING BOARD FEES	\$15,290.00	\$10,970.00	\$11,640.00	\$10,000.00	\$9,800.00
341061 PERMIT FEES-ZONING SIGN	\$51,031.63	\$59,734.00	\$45,860.00	\$48,000.00	\$40,000.00
341069 ZONING COMMISSION	\$0.00	(\$90.00)	(\$45.00)	\$0.00	\$0.00
341070 DEMO LIENS-PRINCIPAL	\$0.00	\$0.00	\$0.00	\$0.00	\$0.00
341071 DEMO LIENS-PENALTY	\$0.00	\$0.00	\$0.00	\$0.00	\$0.00
341072 RENTAL INSPECTION INCOME	\$63,545.00	\$245,730.00	\$88,850.00	\$140,000.00	\$140,000.00
341080 SALE OF PUB/MAPS/GIS DATA	\$2,000.00	\$2,825.00	\$900.00	\$1,000.00	\$500.00
341089 HHA REIMBURSEMENT	\$0.00	\$0.00	\$0.00	\$0.00	\$0.00
341090 OTHER DBHD	\$0.00	\$0.00	\$0.00	\$0.00	\$0.00
341091 GOVERNMENT GRANTS	\$0.00	\$0.00	\$0.00	\$0.00	\$0.00
342011 WARRANT SERVICES FEES	\$0.00	\$0.00	\$1,225.00	\$0.00	\$0.00
341100 DBHD REVENUES	\$804,222.41	\$1,396,887.86	\$977,776.84	\$1,027,000.00	\$968,700.00
342007 TEMP. "NO PARKING" SIGNS	\$0.00	\$0.00	\$0.00	\$0.00	\$0.00
342008 BURG/FIRE ALARMS	\$48,432.00	\$70,676.01	\$67,783.00	\$50,000.00	\$50,000.00
342009 VEHICLE EXTRACTION FEES	\$470.00	\$2,381.50	\$4,743.75	\$400.00	\$4,949.94
342015 TOWING FEES	\$24,954.00	\$28,359.75	\$21,665.25	\$26,000.00	\$22,396.34
342020 POLICE INV REPORTS	\$65,090.00	\$85,865.00	\$48,550.00	\$74,000.00	\$52,223.30
342021 BOOKING PROCESSING FEE	\$72,313.88	\$42,376.89	\$34,052.15	\$40,000.00	\$0.00
342030 FIRE INV REPORTS	\$800.00	\$1,215.00	\$1,425.00	\$800.00	\$1,666.74
342031 FIRE INSPECTION/SAFETY	\$0.00	\$1,150.00	\$100.00	\$550.00	\$0.00
342042 POLICE APP PROCESS FEE	\$0.00	\$0.00	\$0.00	\$0.00	\$0.00
342043 FIREFIGHTER APP FEES	\$0.00	\$0.00	\$0.00	\$0.00	\$0.00
342044 SRO-PERSONNEL	\$0.00	\$0.00	\$0.00	\$337,350.00	\$0.00
342045 SRO-EQUIPMENT	\$0.00	\$0.00	\$0.00	\$23,810.00	\$0.00
342046 SRO-VEHICLE	\$0.00	\$0.00	\$0.00	\$200,000.00	\$0.00
342047 SRO-TUITION	\$0.00	\$0.00	\$0.00	\$32,475.00	\$0.00
342050 METER BAG RENTAL	\$149,705.50	\$62,833.50	\$20,096.00	\$148,700.00	\$20,000.00
342051 FIRE GRANTS (SAFER)	\$494,202.86	\$394,101.80	\$278,538.12	\$216,371.90	\$0.00
342061 POLICE PERSONNEL REIMB	\$19,463.60	\$10,215.06	\$24,440.62	\$20,000.00	\$0.00
342070 ARRA COPS	\$164,644.25	\$333,212.41	\$191,698.58	\$84,984.76	\$136,917.87
342071 ARRA ENERGY BLOCK GRANT	\$0.00	\$0.00	\$0.00	\$0.00	\$0.00
342072 ARRA JAG	\$0.00	\$0.00	\$0.00	\$0.00	\$0.00
342073 GREAT GRANT	\$0.00	\$0.00	\$0.00	\$0.00	\$0.00
342074 POLICE ON PATROL	\$0.00	\$0.00	\$10,166.53	\$0.00	\$10,166.53
342075 TRAINING GRANT	\$0.00	\$0.00	\$0.00	\$50,000.00	\$0.00
342079 DOMESTIC VIOLENCE GRANT	\$4,660.18	\$5,464.94	\$0.00	\$5,000.00	\$2,301.30
342080 AUTO THEFT GRANT	\$0.00	\$0.00	\$0.00	\$0.00	\$0.00
342081 ACADEMY GRANT	\$0.00	\$0.00	\$0.00	\$0.00	\$0.00

2016 Approved Budget

Revenue Line Item

BUDGET UNIT: 01000100 GENERAL FUND

Account	2013 Actual	2014 Actual	2015 Actual YTD (12/21)	2015 Adjusted Budget	2016 Approved Budget
342082 WEED 'N SEED GRANT	\$0.00	\$0.00	\$0.00	\$0.00	\$0.00
342083 UNIVERSAL HIRING GRANT	\$0.00	\$0.00	\$0.00	\$0.00	\$0.00
342084 PROBATION/PAROLE GRANT	\$0.00	\$0.00	\$0.00	\$0.00	\$0.00
342085 COUNTER-TERRORISM GRANT	\$0.00	\$0.00	\$0.00	\$0.00	\$0.00
342086 FEMA/USAR CONTRACT	\$91,679.45	\$24,777.26	\$0.00	\$30,000.00	\$6,382.78
342088 PSP REIMBURSEMENT	\$0.00	\$0.00	\$0.00	\$0.00	\$0.00
342089 HHA REIMBURSEMENT	\$89,309.46	\$485,250.50	\$248,885.27	\$385,000.00	\$250,458.78
342090 OTHER PUBLIC SAFETY	\$33,555.73	\$36,033.76	\$45,749.69	\$40,000.00	\$43,255.80
342091 PERMIT PARKING FEES	\$32,495.00	\$38,625.00	\$42,540.00	\$35,000.00	\$39,730.61
342092 FINE AND COSTS	\$72,918.92	\$72,569.64	\$36,463.16	\$74,000.00	\$48,027.57
342093 DRUG TASK FORCE REIMBURS	\$73,942.56	\$73,071.61	\$104,026.44	\$80,000.00	\$74,081.81
342094 HIGHWAY SAFETY GRANT	\$0.00	\$8,981.16	\$2,469.52	\$0.00	\$0.00
342095 VICE REIMBURSEMENTS	\$0.00	\$0.00	\$0.00	\$0.00	\$0.00
342096 E911 SURCHARGE	\$0.00	\$0.00	\$0.00	\$0.00	\$0.00
342097 SCHOOL DIST REIMBURSEMENT	\$0.00	\$0.00	\$0.00	\$0.00	\$0.00
342098 DOG AND CAT LICENSES	\$7,452.00	\$9,736.00	\$7,704.00	\$10,000.00	\$7,959.06
342099 BOOTING FEES	\$1,925.00	\$14,595.00	\$8,775.00	\$10,000.00	\$10,799.05
342901 POLICE EXTRA DUTY	\$396,290.91	\$615,778.12	\$625,737.34	\$769,501.96	\$750,000.00
342100 DEPT OF PUBLIC SAFETY	\$1,844,305.30	\$2,417,269.91	\$1,825,609.42	\$2,743,943.62	\$1,531,317.46
343002 STREET CUT INSPECT	\$720.00	\$0.00	\$0.00	\$125,000.00	\$125,000.00
343003 ST CUT DEGRADATION FEES	\$0.00	\$0.00	\$0.00	\$2,000.00	\$0.00
343010 SEWER TAPPAGE PERMIT	\$34,353.00	\$0.00	\$0.00	\$0.00	\$0.00
343029 VMC CHARGES - DAUPHIN CTY	\$5,546.54	\$1,651.95	\$0.00	\$750.00	\$0.00
343030 VMC CHARGES THA-COVANTA	\$8,402.59	\$78,277.37	\$1,473.20	\$0.00	\$1,473.20
343032 VMC CHRGS - WATER UTILITY	\$53,809.37	\$9,991.62	\$0.00	\$0.00	\$0.00
343035 VMC CHRGS - FED GRANT	\$2,410.82	\$16,983.95	\$2,375.01	\$0.00	\$970.93
343036 VMC CHARGES-STEELTON BOR	\$2,464.54	\$0.00	\$0.00	\$0.00	\$0.00
343037 VMC CHRGS/SANITATION FUND	\$231,647.54	\$287,432.35	\$246,626.40	\$260,000.00	\$276,000.00
343039 VMC CHRGS/SEWERAGE UTY	\$48,006.27	\$8,122.75	\$0.00	\$0.00	\$0.00
343040 VMC CHRGS/STATE LIQ FUEL	\$145,000.00	\$144,895.00	\$131,780.55	\$145,000.00	\$145,000.00
343043 VMC CHARGES-HBG PARK AUTH	\$27,743.83	\$5,180.95	\$0.00	\$0.00	\$0.00
343044 VMC CHARGES-HBG REDEVOP.	\$1,269.99	\$1,255.32	\$273.67	\$1,000.00	\$766.00
343045 VMC CHARGES-HBG SCHOOL	\$61,506.95	\$15,429.19	\$2,927.44	\$10,000.00	\$5,869.90
343046 VMC CHARGES-HBG HOUS AUTH	\$4,919.56	\$1,832.12	\$0.00	\$0.00	\$0.00
343050 SEWER MAINT CHARGE	\$753,730.86	\$163,099.20	\$0.00	\$0.00	\$0.00
343051 SEWER MAINT LIENS-PRINCIP	\$2,181.66	\$2,260.25	\$1,463.01	\$0.00	\$0.00
343052 SEWER MAINT LIENS-PENALTY	\$546.57	\$918.31	\$690.74	\$0.00	\$0.00
343070 KEEP HBG CLEAN	\$10.00	\$7,797.00	\$0.00	\$0.00	\$0.00
343080 PUBLICATIONS/MAPS REVENUE	\$28.00	\$4.00	\$0.00	\$25.00	\$0.00
343083 RECYCLING REV.-DEMOLITION	\$0.00	\$0.00	\$0.00	\$0.00	\$0.00
343084 CDBG REIMB. - DEMOLITION	\$114,938.12	\$94,862.06	\$21,526.08	\$115,000.00	\$115,000.00
343086 INLET REPLACEMENT	\$0.00	\$0.00	\$0.00	\$40,190.00	\$0.00
343090 OTHER PUB WORKS	\$3,419.20	\$70,270.27	\$15.00	\$4,500.00	\$44.65
343100 DEPT OF PUBLIC WORKS	\$1,502,655.41	\$910,263.66	\$409,151.10	\$703,465.00	\$670,124.68
345001 POOL #1	\$8,207.00	\$8,816.00	\$8,658.00	\$8,816.00	\$7,944.64
345002 POOL #2	\$0.00	\$0.00	\$5,979.00	\$4,000.00	\$4,986.00
345011 SHADE TREE FEES	\$215.00	\$285.00	\$155.00	\$230.00	\$160.63

2016 Approved Budget

Revenue Line Item

BUDGET UNIT: 01000100 GENERAL FUND

Account	2013 Actual	2014 Actual	2015 Actual YTD (12/21)	2015 Adjusted Budget	2016 Approved Budget
345029 PARK PERMIT FEES-OTHER	\$0.00	\$0.00	\$0.00	\$0.00	\$0.00
345081 SPEC PARK FEES-CITY ISLAN	\$0.00	\$0.00	\$0.00	\$0.00	\$0.00
345082 CONTRIBUTIONS/DONATIONS	\$0.00	\$0.00	\$0.00	\$0.00	\$0.00
345084 PUBLICATION ADVERTISING	\$0.00	\$0.00	\$0.00	\$0.00	\$0.00
345090 OTHER PARKS & REC	\$2,944.00	\$3,950.00	\$1,760.25	\$3,000.00	\$1,585.25
345100 DEPT OF PARKS & REC	\$11,366.00	\$13,051.00	\$16,552.25	\$16,046.00	\$14,676.52
346012 DJ-TRAFF VIOLATINS	\$102,410.67	\$97,296.19	\$103,268.03	\$110,000.00	\$103,239.66
346013 DJ-SUMMARY CRIMINAL OFF	\$272,105.47	\$246,905.20	\$213,478.99	\$300,000.00	\$226,699.14
346015 DJ-CODES VIOLATIONS	\$47,000.23	\$68,063.24	\$85,584.75	\$75,000.00	\$64,069.90
346020 PARK TICKETS-VIO FINE	\$880,585.00	\$1,887,961.59	\$1,085,867.65	\$1,500,000.00	\$350,000.00
346100 FINES & FORFEITS	\$1,302,101.37	\$2,300,226.22	\$1,488,199.42	\$1,985,000.00	\$744,008.70
347010 ALCOHOLIC BEVERAGE LICENS	\$30,650.00	\$29,650.00	\$33,400.00	\$36,000.00	\$36,300.33
347020 TV FRANCHISE LICENSE	\$541,008.22	\$554,484.01	\$560,538.56	\$540,000.00	\$545,443.77
347100 LICENSES & PERMITS	\$571,658.22	\$584,134.01	\$593,938.56	\$576,000.00	\$581,744.10
350000 SAVINGS ACCT INTEREST	\$17.28	\$45,947.72	\$0.00	\$2.00	\$0.14
350001 TAX APPEAL INT EARNINGS	\$62.75	\$480.03	\$0.00	\$200.00	\$4.95
350003 INT SAVINGS-COLL SYSTEM	\$1.88	\$23.03	\$0.00	\$20.00	\$0.37
350009 INTEREST EARNINGS EDCL	\$474.80	\$1,731.90	\$0.00	\$480.00	\$0.00
350024 TRAN INTEREST	\$0.00	\$0.00	\$0.00	\$0.00	\$0.00
350070 EMS TAX INTEREST	\$15.85	\$17.71	\$0.00	\$12.00	\$2.22
351000 INT ON CDS	\$27,463.41	\$24,240.67	\$17,853.56	\$25,000.00	\$19,779.15
351010 INTEREST INCOME- THA	\$0.00	\$0.00	\$0.00	\$0.00	\$0.00
351091 PNI LOAN INTEREST	\$9,262.91	\$7,604.06	\$4,904.17	\$7,800.00	\$6,453.05
352000 INT ON INVSTMTS/GRANT	\$1,142.64	\$7,375.80	\$0.00	\$1,100.00	\$285.34
352053 INT INSURANCE	\$0.00	\$0.00	\$0.00	\$0.00	\$0.00
352055 LIABILITY INSURANCE CLAIM	\$0.00	\$0.00	\$0.00	\$0.00	\$0.00
352099 INT WATER SALE PCDS	\$0.00	\$0.00	\$0.00	\$0.00	\$0.00
350100 INTEREST INCOME	\$38,441.52	\$87,420.92	\$22,757.73	\$34,614.00	\$26,525.23
355000 RENTAL INCOME	\$2,362.61	\$2,100.12	\$2,025.12	\$2,400.00	\$2,112.57
355001 HPA RENTAL INCOME	\$0.00	\$20,800.00	\$0.00	\$20,800.00	\$0.00
356000 EASEMENT FEES	\$30,621.00	\$31,083.00	\$31,587.00	\$39,000.00	\$31,587.00
358090 SALE OF ASSETS	\$0.00	\$25,000.00	\$174,935.21	\$0.00	\$0.00
355100 RENTAL INCOME	\$32,983.61	\$78,983.12	\$208,547.33	\$62,200.00	\$33,699.57
370040 CODIFIED ORDINANCES	\$0.00	\$0.00	\$0.00	\$0.00	\$0.00
380000 REIMB FOR LOSS /DAMAGE	\$0.00	\$0.00	\$0.00	\$0.00	\$0.00
380001 REIMB FOR THA SHARE SVCS	\$212,075.45	\$1,274,450.70	\$479,256.46	\$650,000.00	\$400,000.00
380002 STOP LOSS RECOVERIES	\$134,555.23	\$767,191.96	\$512,556.30	\$0.00	\$100,000.00
380003 WORK COMP-EXCESS RECOVERY	\$504,325.22	\$0.00	\$0.00	\$0.00	\$0.00
380007 REIMB FOR SHARED EXPENDS	\$0.00	\$0.00	\$66,554.50	\$0.00	\$0.00
380010 RECEIPT OF PRIOR YEAR REV	\$2,084.00	\$0.00	\$0.00	\$0.00	\$0.00
380033 INSURANCE REIMB FOR LOSS	\$24,390.39	\$25,520.82	\$250,237.81	\$300,000.00	\$25,000.00
382000 CONTRIBUTIONS AND DONAT	\$3,200.00	\$102,880.00	\$227,202.00	\$230,000.00	\$245,000.00
384000 MISCELLANEOUS CONT.	\$0.00	\$0.00	\$0.00	\$0.00	\$0.00
384001 P.I.L.O.T.S.	\$417,821.32	\$561,831.80	\$465,568.12	\$600,000.00	\$500,000.00
384007 HBG BROADCASTING NTKW	\$2,225.00	\$7,950.00	\$0.00	\$0.00	\$0.00
385000 REFUNDS OF EXPENDITURES	\$70,186.56	\$2,448.76	\$132,383.11	\$29,000.00	\$81,133.00
385003 EXPRESS SCRIPT REBATE	\$311,899.43	\$348,237.22	\$598,185.16	\$150,000.00	\$500,000.00

2016 Approved Budget

Revenue Line Item

BUDGET UNIT: 01000100 GENERAL FUND

Account	2013 Actual	2014 Actual	2015 Actual YTD (12/21)	2015 Adjusted Budget	2016 Approved Budget
385004 LED ELECTRICITY REBATE	\$0.00	\$0.00	\$0.00	\$0.00	\$294,808.00
389005 SPEC PROJ INFRASTRUCTURE	\$0.00	\$0.00	\$0.00	\$350,000.00	\$0.00
385006 MEDICARE PART D PROGRAM	\$87,321.72	\$39,426.12	\$102,866.71	\$80,000.00	\$80,000.00
385018 MEDICAL-EMPLOYEE CONTR	\$0.00	\$0.00	\$0.00	\$0.00	\$668,850.00
385090 MISCELLANEOUS	\$1,006.38	\$1,146.37	\$428.00	\$0.00	\$0.00
380100 MISCELLANEOUS	\$1,771,090.70	\$3,131,083.75	\$2,835,238.17	\$2,389,000.00	\$2,894,791.00
389013 OTHER FIN SOURCE-PENNVEST	\$0.00	\$0.00	\$0.00	\$0.00	\$0.00
389100 OTH FINAN - PARKING TRANS	\$0.00	\$0.00	\$75,000.00	\$75,000.00	\$0.00
389000 OTHER FIN SOURCES	\$0.00	\$0.00	\$75,000.00	\$75,000.00	\$0.00
390000 THE HBG AUTHORITY	\$0.00	\$169,509.75	\$0.00	\$0.00	\$0.00
392000 PENSION SYSTEM STATE AID	\$2,609,214.04	\$2,438,397.68	\$2,158,604.29	\$2,440,000.00	\$2,200,000.00
393000 GAMING FUNDS	\$0.00	\$0.00	\$0.00	\$44,136.50	\$0.00
394000 PUB UTILITY REALTY TAX	\$36,556.88	\$39,468.53	\$45,698.51	\$38,000.00	\$45,000.00
395000 CAPITAL FIRE PROTECTION	\$496,000.00	\$496,000.00	\$0.00	\$496,000.00	\$496,000.00
396000 GRANT PROCEEDS	\$3,100.00	\$102,500.00	\$10,000.00	\$137,191.25	\$45,000.00
396010 FED/STATE(FED)PASS THR GR	\$0.00	\$0.00	\$0.00	\$0.00	\$0.00
396042 EQUIPMENT GRANT	\$77,848.00	\$22,152.00	\$0.00	\$0.00	\$0.00
397000 HBG PRK AUTH COORD PKG	\$0.00	\$0.00	\$0.00	\$0.00	\$0.00
397002 GROUND LEASE PAYMENTS	\$0.00	\$587,286.28	\$527,899.80	\$1,000,000.00	\$1,166,990.00
397003 PRIORITY PARKING CITY PAYMENT	\$0.00	\$0.00	\$0.00	\$0.00	\$954,810.00
390100 INTERGOVERNMENTAL	\$3,222,718.92	\$3,855,314.24	\$2,742,202.60	\$4,155,327.75	\$4,907,800.00
398002 HBG WATER UTILITY FUND	\$0.00	\$0.00	\$0.00	\$0.00	\$0.00
398004 TRUST & AGENCY FUND	\$0.00	\$0.00	\$8,958.23	\$0.00	\$0.00
398006 CAPITOL PROJECTS FUND	\$0.00	\$0.00	\$0.00	\$0.00	\$0.00
398011 STATE & FED GRANTS FUND	\$4,504,000.00	\$4,504,000.00	\$0.00	\$4,754,000.00	\$4,504,000.00
398014 FEDERAL GRANTS	\$0.00	\$0.00	\$0.00	\$0.00	\$0.00
398025 NEIGHBORHOOD SVCS FUND	\$0.00	\$0.00	\$0.00	\$0.00	\$1,100,000.00
398027 SANITATION UTILITY FUND	\$710,496.00	\$1,649,261.00	\$1,749,261.00	\$1,749,261.00	\$0.00
398100 INTERFUND TRANSFERS	\$5,214,496.00	\$6,153,261.00	\$1,758,219.23	\$6,503,261.00	\$5,604,000.00
399099 ESTIMATED CASH CARRYOVER	\$0.00	\$0.00	\$0.00	\$654,924.95	\$543,000.00
399100 EST CASH CARRYOVER	\$0.00	\$0.00	\$0.00	\$654,924.95	\$543,000.00
01000100 GENERAL FUND	\$50,291,386.52	\$61,714,169.52	\$50,240,057.03	\$60,967,316.81	\$60,542,668.30

GENERAL FUND APPROPRIATIONS

GENERAL GOVERNMENT

DEPARTMENT OF ADMINISTRATION

DEPARTMENT OF COMMUNITY AND
ECONOMIC DEVELOPMENT

DEPARTMENT OF PUBLIC SAFETY

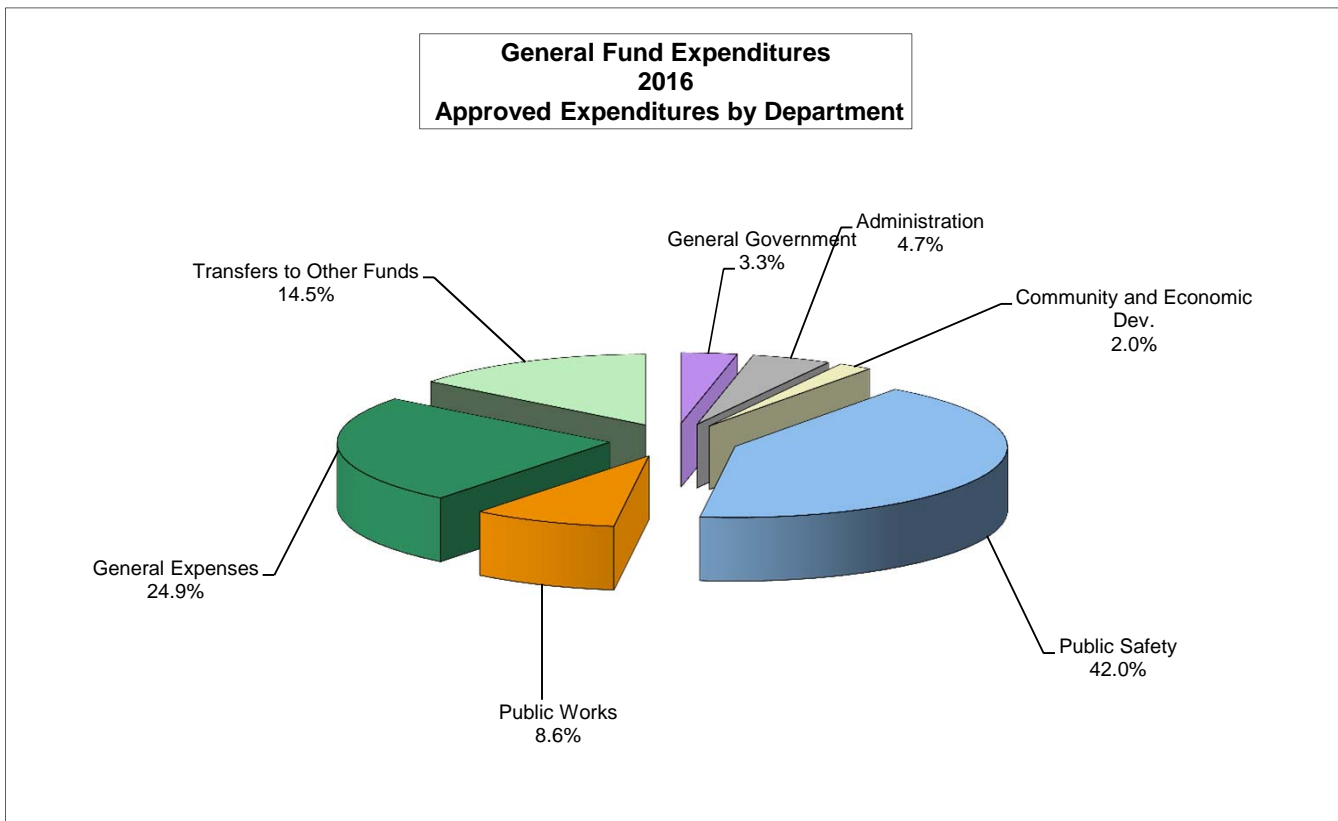
DEPARTMENT OF PUBLIC WORKS

GENERAL EXPENSES AND
TRANSFERS TO OTHER FUNDS

**GENERAL FUND
EXPENDITURE ANALYSIS SUMMARY
2016 APPROVED BUDGET**

Account Name	2013 Actual	2014 Actual	2015 Actual YTD (12/21)	2015 Adjusted Budget	2016 Approved Budget
General Government	1,624,224	1,513,068	1,546,345	2,000,778	2,005,815
Administration	2,114,155	2,056,355	1,842,047	2,523,623	2,849,878
Community and Economic Dev.	592,078	581,673	652,351	912,839	1,207,749
Public Safety	24,829,484	22,777,774	19,684,855	24,470,183	25,442,591
Public Works	3,029,065	2,958,443	3,149,871	4,352,007	5,193,349
General Expenses	12,338,092	14,065,371	12,612,290	14,428,003	15,071,738
Transfers to Other Funds	6,616	8,779,391	8,608,230	8,608,230	8,759,227
TOTAL GENERAL FUND	44,533,714	52,732,075	48,095,989	57,295,664	60,530,347

Personnel	38,728,719	36,006,793	31,474,541	37,313,313	40,266,693
Services	3,203,337	4,014,661	3,672,910	5,582,729	5,660,611
Supplies	1,216,694	1,364,064	981,307	1,528,551	2,403,060
Other	1,384,964	11,346,557	11,967,231	12,871,072	12,199,983
TOTAL GENERAL FUND	44,533,714	52,732,075	48,095,989	57,295,664	60,530,347



EXPENDITURE ANALYSIS SUMMARY
2016 APPROVED BUDGET

	2013 Actual	2014 Actual	2015 Actual YTD (12/21)	2015 Adjusted Budget	2016 Approved Budget
GENERAL GOVERNMENT					
<u>0101 OFFICE OF CITY COUNCIL</u>					
Personnel	225,475	261,133	262,795	279,352	285,811
Services	77,212	120,703	105,502	152,383	105,593
Supplies	4,536	17,234	19,848	26,360	29,450
Other	0	0	0	0	0
TOTALS	307,224	399,071	388,145	458,095	420,854
<u>0102 OFFICE OF THE MAYOR</u>					
Personnel	203,720	286,623	276,944	293,346	220,683
Services	4,352	4,028	4,459	11,914	15,514
Supplies	861	447	218	3,300	4,300
Other	4,492	7,510	1,491	2,000	2,000
TOTALS	213,425	298,609	283,112	310,560	242,497
<u>0103 OFFICE OF CITY CONTROLLER</u>					
Personnel	141,904	97,189	128,700	140,483	142,251
Services	1,000	1,291	1,293	8,793	12,025
Supplies	10	3,775	935	11,207	7,975
Other	0	0	0	0	0
TOTALS	142,914	102,254	130,928	160,483	162,251
<u>0104 OFFICE OF CITY TREASURER</u>					
Personnel	407,165	242,719	241,991	294,882	327,617
Services	69,858	50,887	34,722	62,000	80,655
Supplies	26,746	2,222	2,195	11,500	9,000
Other	0	0	0	20,000	8,000
TOTALS	503,770	295,828	278,907	388,382	425,272
<u>0105 OFFICE OF CITY SOLICITOR</u>					
Personnel	237,411	274,865	294,714	346,030	400,210
Services	192,721	119,846	150,309	300,475	316,763
Supplies	23,324	22,595	19,133	35,554	36,068
Other	3,436	0	1,095	1,200	1,900
TOTALS	456,891	417,306	465,252	683,258	754,941
TOTAL GENERAL GOVERNMENT					
Personnel	1,215,676	1,162,529	1,205,143	1,354,093	1,376,572
Services	345,143	296,755	296,285	535,565	530,550
Supplies	55,478	46,273	42,330	87,920	86,793
Other	7,928	7,510	2,586	23,200	11,900
TOTAL EXPENDITURES	1,624,224	1,513,068	1,546,345	2,000,778	2,005,815

POSITION ANALYSIS SUMMARY
2016 APPROVED BUDGET

	2013 Actual	2014 Actual	2015 Actual YTD (12/21)	2015 Adjusted Budget	2016 Approved Budget
GENERAL GOVERNMENT					
Office of City Council	8.00	9.00	9.00	9.00	9.00
Office of the Mayor	4.00	4.00	4.00	4.00	3.00
Office of City Controller	3.00	2.00	3.00	3.00	3.00
Office of City Treasurer	7.00	6.00	6.00	6.00	6.75
Office of City Solicitor	4.00	6.00	6.00	6.00	6.00
TOTAL POSITIONS	26.00	27.00	28.00	28.00	27.75

OFFICE OF CITY COUNCIL

Harrisburg's City Council is the Legislative Branch of City government. The City Council consists of seven members who are elected at large. The City Council President is elected by the Council members and presides over the Council meetings. In the event of illness or absence, the Vice-President presides over the meetings. City Council considers and evaluates legislative concerns through a study committee structure consisting of committees on Administration, Budget & Finance, Building & Housing, Community & Economic Development, Parks & Recreation, Public Safety, and Public Works. City Council also confirms all department directors and certain other Mayoral appointees. Council is also required, by the Third Class Optional City Code of Pennsylvania, to pass an annual budget by December 31 of each fiscal year.

EXPENDITURE ANALYSIS DETAIL 2016 APPROVED BUDGET

General Fund

0101 City Council

Allocation Plan

Position Control

<i>PERSONNEL</i>	2015	2016	<i>JOB CLASSIFICATION</i>	2015	2016	2015	2016
	Adjusted	Approved		Adjusted	Approved	Adjusted	Approved
Salaries-Mgmt	259,500	265,500	Council Members	7	7	141,500	141,500
Fringe Benefits	19,852	20,311	City Clerk	1	1	70,000	71,000
			Assistant City Clerk	1	1	48,000	53,000
TOTAL	279,352	285,811	Total Management	9	9	259,500	265,500
<i>SERVICES</i>							
Communications	8,100	8,100	FICA			19,852	20,311
Professional Services	94,000	40,000	Total Fringe Benefits			19,852	20,311
Utilities	0	0					
Insurance	0	0	TOTAL	9	9	279,352	285,811
Rentals	0	0					
Maintenance & Repairs	11,390	7,200					
Contracted Services	38,893	50,293					
TOTAL	152,383	105,593					
<i>SUPPLIES</i>							
Supplies	25,160	28,250					
Minor Capital Equipment	1,200	1,200					
TOTAL	26,360	29,450					
<i>OTHER</i>							
	0	0					
TOTAL APPROPRIATION	458,095	420,854					

GENERAL GOVERNMENT

CITY COUNCIL - 0101

<u>EMPLOYEE</u>	<u>POSITION</u>	<u>ANNIV. /</u>			<u>2015</u>	<u>2016</u>	<u>2016</u>	<u>2016</u>	<u>2016</u>	<u>2016</u>	<u>2016</u>	<u>FRINGE</u>	<u>TOTAL</u>
		<u>D.O.H.</u>	<u>END OF YR</u>	<u>GRADE/STEP</u>	<u>ANNUAL</u>	<u>2016</u>	<u>2016</u>	<u>2016</u>	<u>2016</u>	<u>2016</u>	<u>FICA</u>	<u>BENEFITS</u>	
	CITY CLERK	4	6	2009	\$ 70,000.00	1,000.00	0.00	0.00	71,000.00	0.00	5,431.50	0.00	76,431.50
	ASSISTANT CITY CLERK	6	10	2014	\$ 48,000.00	5,000.00	0.00	0.00	53,000.00	0.00	4,054.50	0.00	57,054.50
	PRESIDENT	1	3	2006	\$ 21,500.00	0.00	0.00	0.00	21,500.00	0.00	1,644.75	0.00	23,144.75
	VICE PRESIDENT	1	3	2012	\$ 20,000.00	0.00	0.00	0.00	20,000.00	0.00	1,530.00	0.00	21,530.00
	COUNCIL MEMBER	1	5	2004	\$ 20,000.00	0.00	0.00	0.00	20,000.00	0.00	1,530.00	0.00	21,530.00
	COUNCIL MEMBER	1	7	2008	\$ 20,000.00	0.00	0.00	0.00	20,000.00	0.00	1,530.00	0.00	21,530.00
	COUNCIL MEMBER	1	6	2014	\$ 20,000.00	0.00	0.00	0.00	20,000.00	0.00	1,530.00	0.00	21,530.00
	COUNCIL MEMBER	5	12	2014	\$ 20,000.00	0.00	0.00	0.00	20,000.00	0.00	1,530.00	0.00	21,530.00
	COUNCIL MEMBER	1	6	2014	\$ 20,000.00	0.00	0.00	0.00	20,000.00	0.00	1,530.00	0.00	21,530.00
9.00	MANAGEMENT TOTALS				259,500.00	6,000.00	0.00	0.00	265,500.00	0.00	20,310.75	0.00	285,810.75
9.00	TOTAL				259,500.00	6,000.00	0.00	0.00	265,500.00	0.00	20,310.75	0.00	285,810.75
TOTAL SALARIES, LUMP SUM, OVERTIME, FICA AND FRINGE BENEFITS									265,500.00	0.00	20,310.75	0.00	285,810.75

NOTE: MEDICAL, SEVERANCE, UNEMPLOYMENT COMPENSATION, AND WORKERS COMPENSATION COSTS ARE REFLECTED IN GENERAL EXPENSES (0188).

2016 Approved Budget

Expenditure Line Item

BUDGET UNIT: 01000101 OFFICE OF CITY COUNCIL

Account	2013 Actual	2014 Actual	2015 Actual YTD (12/21)	2015 Adjusted Budget	2016 Approved Budget
414000 SALARIES & WAGES	\$209,296.72	\$242,576.37	\$244,480.00	\$259,500.00	\$265,500.00
414100 SALARIES/WAGES	\$209,296.72	\$242,576.37	\$244,480.00	\$259,500.00	\$265,500.00
419001 SOCIAL SECURITY	\$16,178.76	\$18,556.99	\$18,314.54	\$19,851.75	\$20,310.75
419002 MEDICAL	\$0.00	\$0.00	\$0.00	\$0.00	\$0.00
419019 CONCESSIONS & VACANCIES	\$0.00	\$0.00	\$0.00	\$0.00	\$0.00
419100 FRINGE BENEFITS	\$16,178.76	\$18,556.99	\$18,314.54	\$19,851.75	\$20,310.75
419995 PERSONNEL	\$225,475.48	\$261,133.36	\$262,794.54	\$279,351.75	\$285,810.75
420010 ADVERTISING	\$6,955.80	\$3,070.15	\$2,560.40	\$7,000.00	\$7,000.00
420020 PRINTING	\$0.00	\$0.00	\$0.00	\$400.00	\$400.00
420030 PHOTOGRAPHY	\$0.00	\$415.00	\$0.00	\$500.00	\$500.00
420050 POSTAGE	\$41.05	\$124.55	\$7.58	\$200.00	\$200.00
420100 COMMUNICATIONS	\$6,996.85	\$3,609.70	\$2,567.98	\$8,100.00	\$8,100.00
421010 LEGAL	\$0.00	\$89,546.32	\$85,872.24	\$94,000.00	\$40,000.00
421030 CONSULTING	\$46,668.13	\$0.00	\$0.00	\$0.00	\$0.00
421100 PROFESSIONAL SRVC	\$46,668.13	\$89,546.32	\$85,872.24	\$94,000.00	\$40,000.00
425000 OFFICE EQUIPMENT	\$175.50	\$0.00	\$118.00	\$2,200.00	\$200.00
425050 COMMUNICATIONS EQUIPMENT	\$324.51	\$0.00	\$300.00	\$500.00	\$500.00
425090 MAINT SERV CONTRACT	\$4,736.52	\$5,971.62	\$5,205.09	\$8,690.00	\$6,500.00
425100 MAINT & REPAIRS	\$5,236.53	\$5,971.62	\$5,623.09	\$11,390.00	\$7,200.00
429001 TUITION/TRAINING	\$0.00	\$0.00	\$0.00	\$300.00	\$0.00
429009 ADMIN/TRUSTEE FEE	\$10.04	\$39.90	\$0.00	\$80.00	\$80.00
429014 CONTRACTED PERSONNEL SVS.	\$2,697.60	\$5,240.75	\$0.00	\$15,700.00	\$0.00
429015 TRAVEL	\$11,108.32	\$10,113.74	\$7,626.03	\$16,600.00	\$20,000.00
429016 CONFERENCES	\$682.00	\$2,368.20	\$0.00	\$2,400.00	\$2,400.00
429017 MEMBERSHIPS	\$3,813.00	\$3,813.00	\$3,813.00	\$3,813.00	\$27,813.00
429090 MISC CONTRACTED SRVCS	\$0.00	\$0.00	\$0.00	\$0.00	\$0.00
429100 CONTRACTED SRVC	\$18,310.96	\$21,575.59	\$11,439.03	\$38,893.00	\$50,293.00
429995 SERVICES	\$77,212.47	\$120,703.23	\$105,502.34	\$152,383.00	\$105,593.00
430003 SUBSCRIPTIONS	\$0.00	\$0.00	\$0.00	\$0.00	\$0.00
430004 AUDIO-VISUAL	\$0.00	\$0.00	\$0.00	\$0.00	\$10,000.00
430009 OFFICE	\$0.00	\$199.85	\$177.22	\$250.00	\$250.00
430099 MISC SUPPLIES AND EXP	\$3,426.86	\$7,299.05	\$19,671.17	\$24,910.00	\$18,000.00
430100 SUPPLIES & EXP	\$3,426.86	\$7,498.90	\$19,848.39	\$25,160.00	\$28,250.00
439015 OFFICE EQUIPMENT	\$1,109.43	\$9,735.20	\$0.00	\$1,200.00	\$1,200.00
439100 MINOR CAPITAL	\$1,109.43	\$9,735.20	\$0.00	\$1,200.00	\$1,200.00
439995 SUPPLIES	\$4,536.29	\$17,234.10	\$19,848.39	\$26,360.00	\$29,450.00
453050 EQUIPMENT-PHOTOGRAPHY	\$0.00	\$0.00	\$0.00	\$0.00	\$0.00
453100 CAPITAL OUTLAY	\$0.00	\$0.00	\$0.00	\$0.00	\$0.00
499995 OTHER	\$0.00	\$0.00	\$0.00	\$0.00	\$0.00
01000101 CITY COUNCIL	\$307,224.24	\$399,070.69	\$388,145.27	\$458,094.75	\$420,853.75

OFFICE OF THE MAYOR

The Mayor is the Chief Executive Officer of Harrisburg's government. The Mayor is an elected official, is full-time, and is the sole appointing authority of all department and office directors and Mayor's Office staff. Department heads must be confirmed by a majority of City Council before appointment is permanent. Senior City government officials, including department and office heads, comprise the Mayor's Cabinet. The Mayor has broad discretionary, executive, and administrative authority under the provisions of the Third Class Optional City Code of Pennsylvania, the City's Charter, and the Codified Ordinances of the City of Harrisburg. The Mayor also heads the Executive/Administrative Branch of City government. The Mayor is automatically a member of several public or quasi-public boards of directors, including the Tri-County Planning Commission and the Harrisburg Area Transportation Study Group (HATS). The Mayor is the sole appointing authority of members of most boards, commissions and task forces, with City Council confirmation required for many of these appointees.

The Mayor has broad policy-making authority, and by Executive Order or other action, can direct the use of municipal resources, including the setting of priorities for the use of resources. The Office can assume an initiative role in matters, projects, and policies of a Citywide or regional nature. In the event of a civil emergency or natural disaster, the Mayor, under State and City laws, has the sole authority to declare a state of emergency and to direct or redirect governmental and other response to such events. Administratively, the Mayor has contracting authority and no valid or binding contract involving the municipal government exists without the Mayor's and City Controller's signatures.

EXPENDITURE ANALYSIS DETAIL 2016 APPROVED BUDGET

General Fund

0102 Mayor's Office

Allocation Plan			Position Control				
PERSONNEL			JOB CLASSIFICATION	2015 Adjusted	2016 Approved	2015 Adjusted	2016 Approved
Salaries-Mgmt	272,500	205,000					
Fringe Benefits	20,846	15,683					
TOTAL	293,346	220,683					
SERVICES							
Communications	6,400	5,600	Total Management	4	3	272,500	205,000
Professional Services	0	0	FICA			20,846	15,683
Utilities	0	0	Total Fringe Benefits			20,846	15,683
Insurance	0	0					
Rentals	0	0	TOTAL	4	3	293,346	220,683
Maintenance & Repairs	500	500					
Contracted Services	5,014	9,414					
TOTAL	11,914	15,514					
SUPPLIES							
Supplies	3,300	4,300					
Minor Capital Equipment	0	0					
TOTAL	3,300	4,300					
OTHER							
	2,000	2,000					
TOTAL APPROPRIATION	310,560	242,497					

GENERAL GOVERNMENT

MAYOR - 0102

<u>EMPLOYEE</u>	<u>POSITION</u>	<u>ANNIV. / D.O.B.</u>	<u>2015 END OF YR SALARY</u>	<u>2016 GRADE/STEP INCREASE</u>	<u>2016 ANNUAL INCREASE</u>	<u>2016 LONG.</u>	<u>2016 SALARY</u>	<u>2016 LUMP SUM</u>	<u>FICA</u>	<u>FRINGE BENEFITS</u>	<u>TOTAL</u>
	MAYOR	1 6 2014	\$ 80,000.00	0.00	0.00	0.00	80,000.00	0.00	6,120.00	0.00	86,120.00
	SR ADVISOR TO MAYOR FOR ED/YOUTH/CIVIC ENGGMT	1 6 2014	\$ 70,000.00	0.00	0.00	0.00	70,000.00	0.00	5,355.00	0.00	75,355.00
	SPECIAL ASSISTANT TO THE MAYOR	3 9 2015	\$ 52,500.00	2,500.00	0.00	0.00	55,000.00	0.00	4,207.50	0.00	59,207.50
0.00	MANAGEMENT TOTALS		202,500.00	2,500.00	0.00	0.00	205,000.00	0.00	15,682.50	0.00	220,682.50
0.00	TOTAL		202,500.00	2,500.00	0.00	0.00	205,000.00	0.00	15,682.50	0.00	220,682.50
TOTAL SALARIES, LUMP SUM, OVERTIME, FICA AND FRINGE BENEFITS							205,000.00	0.00	15,682.50	0.00	220,682.50

NOTE: MEDICAL, SEVERANCE, UNEMPLOYMENT COMPENSATION, AND WORKERS COMPENSATION COSTS ARE REFLECTED IN GENERAL EXPENSES (0188).

2016 Approved Budget

Expenditure Line Item

BUDGET UNIT: 01000102 OFFICE OF THE MAYOR

Account	2013 Actual	2014 Actual	2015 Actual YTD (12/21)	2015 Adjusted Budget	2016 Approved Budget
414000 SALARIES & WAGES	\$188,959.16	\$266,254.71	\$257,872.17	\$272,500.00	\$205,000.00
415000 TEMPORARY	\$0.00	\$0.00	\$0.00	\$0.00	\$0.00
414100 SALARIES/WAGES	\$188,959.16	\$266,254.71	\$257,872.17	\$272,500.00	\$205,000.00
419001 SOCIAL SECURITY	\$14,761.29	\$20,368.73	\$19,071.34	\$20,846.25	\$15,682.50
419002 MEDICAL	\$0.00	\$0.00	\$0.00	\$0.00	\$0.00
419100 FRINGE BENEFITS	\$14,761.29	\$20,368.73	\$19,071.34	\$20,846.25	\$15,682.50
419995 PERSONNEL	\$203,720.45	\$286,623.44	\$276,943.51	\$293,346.25	\$220,682.50
420010 ADVERTISING	\$0.00	\$0.00	\$0.00	\$300.00	\$300.00
420020 PRINTING	\$1,582.00	\$45.00	\$0.00	\$3,475.00	\$2,500.00
420030 PHOTOGRAPHY	\$0.00	\$0.00	\$0.00	\$300.00	\$300.00
420040 TELEPHONE	\$788.27	\$1,642.91	\$1,694.06	\$2,025.00	\$1,750.00
420041 E-MAIL/INTERNET	\$0.00	\$0.00	\$0.00	\$0.00	\$0.00
420050 POSTAGE	\$689.88	\$116.54	\$40.28	\$300.00	\$750.00
420100 COMMUNICATIONS	\$3,060.15	\$1,804.45	\$1,734.34	\$6,400.00	\$5,600.00
421030 CONSULTING	\$0.00	\$1,768.59	\$0.00	\$0.00	\$0.00
421050 OTHER PROFESSIONAL FEES	\$0.00	\$0.00	\$0.00	\$0.00	\$0.00
421100 PROFESSIONAL SRVC	\$0.00	\$1,768.59	\$0.00	\$0.00	\$0.00
425000 OFFICE EQUIPMENT	\$0.00	\$0.00	\$0.00	\$500.00	\$500.00
425090 MAINT SERV CONTRACT	\$0.00	\$0.00	\$0.00	\$0.00	\$0.00
425100 MAINT & REPAIRS	\$0.00	\$0.00	\$0.00	\$500.00	\$500.00
429001 TUITION/TRAINING	\$0.00	\$0.00	\$0.00	\$0.00	\$1,000.00
429009 ADMIN/TRUSTEE FEE	\$0.00	\$79.80	\$30.45	\$80.00	\$80.00
429015 TRAVEL	\$1,291.51	\$0.00	\$1,194.69	\$1,500.00	\$2,500.00
429016 CONFERENCES	\$0.00	\$0.00	\$0.00	\$0.00	\$2,300.00
429017 MEMBERSHIPS	\$0.00	\$375.00	\$1,500.00	\$3,434.00	\$3,534.00
429090 MISC CONTRACTED SRVCS	\$0.00	\$0.00	\$0.00	\$0.00	\$0.00
429100 CONTRACTED SRVC	\$1,291.51	\$454.80	\$2,725.14	\$5,014.00	\$9,414.00
429995 SERVICES	\$4,351.66	\$4,027.84	\$4,459.48	\$11,914.00	\$15,514.00
430006 PHOTOGRAPHY	\$0.00	\$0.00	\$0.00	\$0.00	\$0.00
430009 OFFICE	\$716.21	\$350.00	\$218.25	\$3,000.00	\$4,000.00
430099 MISC SUPPLIES AND EXP	\$144.99	\$97.30	\$0.00	\$300.00	\$300.00
430100 SUPPLIES & EXP	\$861.20	\$447.30	\$218.25	\$3,300.00	\$4,300.00
439995 SUPPLIES	\$861.20	\$447.30	\$218.25	\$3,300.00	\$4,300.00
453049 LEASE PURCHASE	\$4,491.76	\$7,510.19	\$1,491.10	\$2,000.00	\$2,000.00
453100 CAPITAL OUTLAY	\$4,491.76	\$7,510.19	\$1,491.10	\$2,000.00	\$2,000.00
499995 OTHER	\$4,491.76	\$7,510.19	\$1,491.10	\$2,000.00	\$2,000.00
01000102 OFFICE OF THE MAYOR	\$213,425.07	\$298,608.77	\$283,112.34	\$310,560.25	\$242,496.50

OFFICE OF THE CITY CONTROLLER

The Office of City Controller is an autonomous office of City government headed by the City Controller, an independently elected official. This office is responsible for the review and approval of all expenditures and obligations of the City. Performing the internal audit function requires that all purchase orders, warrants, contracts, and agreements be reviewed for compliance with the Third Class City Code, other State laws, City of Harrisburg administrative policies, and City ordinances. The signature of the City Controller is a legal requirement on all of the aforementioned documents. This office also issues monthly financial reports to the Mayor and City Council, which analyze revenues and expenditures for all budgeted funds.

EXPENDITURE ANALYSIS DETAIL 2016 APPROVED BUDGET

General Fund

0103 City Controller's Office

Allocation Plan			Position Control				
PERSONNEL			JOB CLASSIFICATION	2015 Adjusted	2016 Approved	2015 Adjusted	2016 Approved
Salaries-Mgmt	90,000	90,000	City Controller	1	1	20,000	20,000
Salaries-BU	40,500	42,142	Chief Deputy Controller	1	1	70,000	70,000
Fringe Benefits	9,983	10,109					
TOTAL	140,483	142,251	Total Management	2	2	90,000	90,000
SERVICES							
			Auditor	1	1	37,575	41,602
Communications	1,253	1,525	Payroll Related Expenses			2,925	540
Professional Services	7,500	10,000	Total Bargaining Unit	1	1	40,500	42,142
Utilities	0	0					
Insurance	0	0	FICA			9,983	10,109
Rentals	0	0					
Maintenance & Repairs	40	500	Total Fringe Benefits			9,983	10,109
Contracted Services	0	0					
TOTAL	8,793	12,025	TOTAL	3	3	140,483	142,251
SUPPLIES							
Supplies	366	625					
Minor Capital Equipment	10,841	7,350					
TOTAL	11,207	7,975					
OTHER							
	0	0					
TOTAL APPROPRIATION	160,483	162,251					

GENERAL GOVERNMENT

CITY CONTROLLER - 0103

<u>EMPLOYEE</u>	<u>POSITION</u>	<u>ANNIV. / D.O.B.</u>	<u>2015 END OF YR SALARY</u>	<u>2016 GRADE/STEP INCREASE</u>	<u>2016 ANNUAL INCREASE</u>	<u>2016 LONG.</u>	<u>2016 SALARY</u>	<u>2016 LUMP SUM</u>	<u>FICA</u>	<u>FRINGE BENEFITS</u>	<u>TOTAL</u>
	CHIEF DEPUTY CONTROLLER	2 1 1999	\$ 70,000.00	0.00	0.00	0.00	70,000.00	0.00	5,355.00	0.00	75,355.00
	CITY CONTROLLER	1 6 2014	\$ 20,000.00	0.00	0.00	0.00	20,000.00	0.00	1,530.00	0.00	21,530.00
2.00	MANAGEMENT TOTALS		90,000.00	0.00	0.00	0.00	90,000.00	0.00	6,885.00	0.00	96,885.00
	AUDITOR	1 12 2015	\$ 39,928.63	1,261.29	411.90	0.00	41,602.00	0.00	3,182.55	0.00	44,784.55
1.00	BARGAINING UNIT TOTALS		39,928.63	1,261.29	411.90	0.00	41,602.00	0.00	3,182.55	0.00	44,784.55
	WORKING OUT OF CLASS	1 12 2015	\$ 2,925.00	0.00	0.00	0.00	\$ 540.00	0.00	41.31	0.00	581.31
3.00	TOTAL		132,853.63	1,261.29	411.90	0.00	132,142.00	0.00	10,108.86	0.00	142,250.86
OVERTIME							0.00	0.00	0.00	0.00	0.00
TOTAL SALARIES, LUMP SUM, OVERTIME, FICA AND FRINGE BENEFITS							132,142.00	0.00	10,108.86	0.00	142,250.86

NOTE: MEDICAL, SEVERANCE, UNEMPLOYMENT COMPENSATION, AND WORKERS COMPENSATION COSTS ARE REFLECTED IN GENERAL EXPENSES (0188).

2016 Approved Budget

Expenditure Line Item

BUDGET UNIT: 01000103 OFFICE OF CITY CONTROLLER

Account	2013 Actual	2014 Actual	2015 Actual YTD (12/21)	2015 Adjusted Budget	2016 Approved Budget
414000 SALARIES & WAGES	\$131,792.76	\$90,282.35	\$119,841.15	\$130,499.36	\$132,142.00
414100 SALARIES/WAGES	\$131,792.76	\$90,282.35	\$119,841.15	\$130,499.36	\$132,142.00
419001 SOCIAL SECURITY	\$10,110.76	\$6,906.40	\$8,858.77	\$9,983.20	\$10,108.86
419002 MEDICAL	\$0.00	\$0.00	\$0.00	\$0.00	\$0.00
419019 CONCESSIONS & VACANCIES	\$0.00	\$0.00	\$0.00	\$0.00	\$0.00
419100 FRINGE BENEFITS	\$10,110.76	\$6,906.40	\$8,858.77	\$9,983.20	\$10,108.86
419995 PERSONNEL	\$141,903.52	\$97,188.75	\$128,699.92	\$140,482.56	\$142,250.86
420041 E-MAIL/INTERNET	\$0.00	\$1,250.00	\$1,250.00	\$1,250.00	\$1,500.00
420050 POSTAGE	\$2.50	\$0.94	\$3.11	\$3.11	\$25.00
420100 COMMUNICATIONS	\$2.50	\$1,250.94	\$1,253.11	\$1,253.11	\$1,525.00
421010 LEGAL	\$500.00	\$0.00	\$0.00	\$0.00	\$0.00
421030 CONSULTING	\$0.00	\$0.00	\$0.00	\$7,500.00	\$10,000.00
421100 PROFESSIONAL SRVC	\$500.00	\$0.00	\$0.00	\$7,500.00	\$10,000.00
425090 MAINT SERV CONTRACT	\$497.73	\$39.95	\$39.95	\$39.95	\$500.00
425100 MAINT & REPAIRS	\$497.73	\$39.95	\$39.95	\$39.95	\$500.00
429995 SERVICES	\$1,000.23	\$1,290.89	\$1,293.06	\$8,793.06	\$12,025.00
430002 SOFTWARE	\$0.00	\$337.25	\$0.00	\$0.00	\$125.00
430009 OFFICE	\$9.98	\$0.00	\$365.84	\$365.84	\$500.00
430100 SUPPLIES & EXP	\$9.98	\$337.25	\$365.84	\$365.84	\$625.00
439015 OFFICE EQUIPMENT	\$0.00	\$3,437.42	\$569.65	\$10,841.10	\$7,350.00
439100 MINOR CAPITAL	\$0.00	\$3,437.42	\$569.65	\$10,841.10	\$7,350.00
439995 SUPPLIES	\$9.98	\$3,774.67	\$935.49	\$11,206.94	\$7,975.00
01000103 CITY CONTROLLER	\$142,913.73	\$102,254.31	\$130,928.47	\$160,482.56	\$162,250.86

OFFICE OF THE CITY TREASURER

The Office of City Treasurer is headed by the City Treasurer, an independently elected official. The City Treasurer is responsible for the collection, safekeeping, and investment of City revenues; including all fees, fines, and taxes. The City Treasurer also serves as collector for Harrisburg School District taxes. Computer technology advancements have improved the collection of payments and the reporting of such receipts. Examples include: direct debit; processing scannable tax, utility bills and parking tickets; various banking software; acceptance of credit and debit cards for all payments; automatic payment plan options; electronic funds transfer acceptance; computerized processing of multiple payments; computerized returned check procedures; and the use of computer generated lists to process payments. Additional improvements still in the testing phase include: internet payments, on-line bill payment, on-line electronic check acceptance.

All monies collected are invested utilizing several money management techniques to optimize interest earnings while ensuring the safety of funds. Economic trends and monitoring of the financial markets allow for maximized yield investment strategies.

The City Treasurer must sign all checks disbursed for payroll and the receipt of goods or services, in addition to coordinating all electronic fund transfers and receipts. This office is responsible for obtaining all information necessary for issuing Municipal Fire Certificates in accordance with the City and State fire insurance escrow laws. Treasury prepares and distributes to departments monthly reports for City investments, paid invoices, credit card activity, and the cumulative history of insufficient funds checks. On a daily basis, Treasury monitors the City's bank accounts electronically. The Treasurer also executes funding transfers for debt service payments on all outstanding City bond and note issues. This office has the authority to manage all bank accounts of the City, including the transfer of funds between different bank accounts and the reconciliation to the City's general ledger.

EXPENDITURE ANALYSIS DETAIL 2016 APPROVED BUDGET

General Fund

0104 City Treasurer's Office

Allocation Plan				Position Control			
PERSONNEL	2015 Adjusted	2016 Approved	JOB CLASSIFICATION	2015 Adjusted	2016 Approved	2015 Adjusted	2016 Approved
Salaries-Mgmt	144,000	146,000	City Treasurer	1	1	20,000	20,000
Salaries-BU	127,927	158,336	Deputy Treasurer	1	1	68,000	70,000
Overtime	2,000	0	Assistant Deputy Treasurer	1	1	56,000	56,000
Fringe Benefits	20,955	23,282					
TOTAL	294,882	327,617	Total Management	3	3	144,000	146,000
SERVICES							
Communications	13,000	13,000	Cashier IV	1	1	41,585	42,018
Professional Services	10,000	15,000	Auditor	1	1	43,162	43,600
Utilities	0	0	Billing Administrator	0	0.75	0	31,116
Insurance	3,000	12,155	Accounting Clerk V	1	1	43,180	41,602
Rentals	0	0					
Maintenance & Repairs	35,500	40,000	Total Bargaining Unit	3	3.75	127,927	158,336
Contracted Services	500	500					
TOTAL	62,000	80,655	Overtime			2,000	0
SUPPLIES			FICA			20,955	23,282
Supplies	9,500	7,000	Total Fringe Benefits			20,955	23,282
Minor Capital Equipment	2,000	2,000					
TOTAL	11,500	9,000	TOTAL	6.00	6.75	294,882	327,617
OTHER							
	20,000	8,000					
TOTAL APPROPRIATION	388,382	425,272					

GENERAL GOVERNMENT

CITY TREASURER - 0104

<u>EMPLOYEE</u>	<u>POSITION</u>	<u>ANNIV. / D.O.B.</u>	<u>2015 END OF YR SALARY</u>	<u>2016 GRADE/STEP INCREASE</u>	<u>2016 ANNUAL INCREASE</u>	<u>2016 LONG.</u>	<u>2016 SALARY</u>	<u>2016 LUMP SUM</u>	<u>FICA</u>	<u>FRINGE BENEFITS</u>	<u>TOTAL</u>
	DEPUTY TREASURER	1 8 2007	\$ 68,000.00	2,000.00	0.00	0.00	70,000.00	0.00	5,355.00	0.00	75,355.00
	ASSISTANT DEPUTY TREASURER	12 1 2014	\$ 56,000.00	0.00	0.00	0.00	56,000.00	0.00	4,284.00	0.00	60,284.00
	CITY TREASURER	11 25 2014	\$ 20,000.00	0.00	0.00	0.00	20,000.00	0.00	1,530.00	0.00	21,530.00
3.00	MANAGEMENT TOTALS		144,000.00	2,000.00	0.00	0.00	146,000.00	0.00	11,169.00	0.00	157,169.00
	AUDITOR	8 12 1996	\$ 42,530.11	0.00	425.30	644.33	43,600.00	0.00	3,335.40	0.00	46,935.40
	CASHIER IV	9 27 1999	\$ 41,189.92	0.00	411.90	416.02	42,018.00	0.00	3,214.38	0.00	45,232.38
	BILLING ADMINISTRATOR (75%)	1 1 2016	\$ -	0.00	0.00	0.00	31,115.81	0.00	2,380.36	0.00	33,496.16
	ACCOUNTING CLERK V	5 4 2015	\$ 33,939.34	7,250.58	411.90	0.00	41,602.00	0.00	3,182.55	0.00	44,784.55
3.75	BARGAINING UNIT TOTALS		117,659.37	7,250.58	1,249.10	1,060.35	158,335.81	0.00	12,112.69	0.00	170,448.49
6.75	TOTAL		261,659.37	9,250.58	1,249.10	1,060.35	304,335.81	0.00	23,281.69	0.00	327,617.49
OVERTIME							0.00	0.00	0.00	0.00	0.00
TOTAL SALARIES, LUMP SUM, OVERTIME, FICA AND FRINGE BENEFITS							304,335.81	0.00	23,281.69	0.00	327,617.49

NOTE: MEDICAL, SEVERANCE, UNEMPLOYMENT COMPENSATION, AND WORKERS COMPENSATION COSTS ARE REFLECTED IN GENERAL EXPENSES (0188).

2016 Approved Budget

Expenditure Line Item

BUDGET UNIT: 01000104 OFFICE OF CITY TREASURER

Account	2013 Actual	2014 Actual	2015 Actual YTD (12/21)	2015 Adjusted Budget	2016 Approved Budget
414000 SALARIES & WAGES	\$378,060.81	\$216,030.87	\$225,229.18	\$271,927.00	\$304,335.81
415000 TEMPORARY	\$0.00	\$8,215.00	\$0.00	\$0.00	\$0.00
416000 OVERTIME	\$0.00	\$1,224.64	\$0.00	\$2,000.00	\$0.00
414100 SALARIES/WAGES	\$378,060.81	\$225,470.51	\$225,229.18	\$273,927.00	\$304,335.81
419001 SOCIAL SECURITY	\$29,104.44	\$17,248.60	\$16,761.39	\$20,955.42	\$23,281.69
419002 MEDICAL	\$0.00	\$0.00	\$0.00	\$0.00	\$0.00
419100 FRINGE BENEFITS	\$29,104.44	\$17,248.60	\$16,761.39	\$20,955.42	\$23,281.69
419995 PERSONNEL	\$407,165.25	\$242,719.11	\$241,990.57	\$294,882.42	\$327,617.49
420010 ADVERTISING	\$496.00	\$0.00	\$0.00	\$500.00	\$500.00
420020 PRINTING	\$1,306.87	\$2,062.04	\$3,206.50	\$4,000.00	\$3,000.00
420040 TELEPHONE	\$443.31	\$480.12	\$477.84	\$2,000.00	\$3,000.00
420050 POSTAGE	\$5,970.34	\$1,833.43	\$2,410.36	\$6,500.00	\$6,500.00
420100 COMMUNICATIONS	\$8,216.52	\$4,375.59	\$6,094.70	\$13,000.00	\$13,000.00
421010 LEGAL	\$0.00	\$0.00	\$0.00	\$10,000.00	\$15,000.00
421100 PROFESSIONAL SRVC	\$0.00	\$0.00	\$0.00	\$10,000.00	\$15,000.00
423090 PUBLIC OFF PREM	\$1,440.00	\$1,742.00	\$3,000.00	\$3,000.00	\$12,155.00
423091 PUBLIC OFF DEDUCT	\$0.00	\$0.00	\$0.00	\$0.00	\$0.00
423100 INSURANCE	\$1,440.00	\$1,742.00	\$3,000.00	\$3,000.00	\$12,155.00
425000 OFFICE EQUIPMENT	\$1,675.20	\$1,108.51	\$0.00	\$4,000.00	\$7,000.00
425030 BUILDING MAINT	\$397.65	\$710.00	\$1,080.00	\$4,500.00	\$3,000.00
425090 MAINT SERV CONTRACT	\$58,063.66	\$23,953.00	\$24,431.00	\$27,000.00	\$30,000.00
425100 MAINT & REPAIRS	\$60,136.51	\$25,771.51	\$25,511.00	\$35,500.00	\$40,000.00
429009 ADMIN/TRUSTEE FEE	\$10.34	\$30.45	\$41.10	\$50.00	\$0.00
429014 CONTRACTED PERSONNEL SVS.	\$0.00	\$18,892.75	\$0.00	\$0.00	\$0.00
429015 TRAVEL	\$0.00	\$0.00	\$0.00	\$0.00	\$0.00
429016 CONFERENCES	\$0.00	\$0.00	\$0.00	\$0.00	\$0.00
429017 MEMBERSHIPS	\$55.00	\$75.00	\$75.00	\$450.00	\$500.00
429025 DISASTER RECOVERY SYSTEM	\$0.00	\$0.00	\$0.00	\$0.00	\$0.00
429100 CONTRACTED SRVC	\$65.34	\$18,998.20	\$116.10	\$500.00	\$500.00
429995 SERVICES	\$69,858.37	\$50,887.30	\$34,721.80	\$62,000.00	\$80,655.00
430002 SOFTWARE	\$15,031.00	\$0.00	\$0.00	\$0.00	\$0.00
430003 SUBSCRIPTIONS	\$0.00	\$0.00	\$0.00	\$0.00	\$0.00
430008 DATA PROCESSING	\$0.00	\$0.00	\$0.00	\$2,000.00	\$2,000.00
430009 OFFICE	\$1,573.21	\$775.84	\$2,194.58	\$6,000.00	\$2,000.00
430042 TOOLS & HARDWARE	\$108.00	\$155.95	\$0.00	\$500.00	\$1,000.00
430099 MISC SUPPLIES AND EXP	\$694.20	\$0.00	\$0.00	\$1,000.00	\$2,000.00
430100 SUPPLIES & EXP	\$17,406.41	\$931.79	\$2,194.58	\$9,500.00	\$7,000.00
439015 OFFICE EQUIPMENT	\$9,340.05	\$1,289.76	\$0.00	\$2,000.00	\$2,000.00
439100 MINOR CAPITAL	\$9,340.05	\$1,289.76	\$0.00	\$2,000.00	\$2,000.00
439995 SUPPLIES	\$26,746.46	\$2,221.55	\$2,194.58	\$11,500.00	\$9,000.00
453049 LEASE PURCHASE	\$0.00	\$0.00	\$0.00	\$20,000.00	\$8,000.00
453100 CAPITAL OUTLAY	\$0.00	\$0.00	\$0.00	\$20,000.00	\$8,000.00
499995 OTHER	\$0.00	\$0.00	\$0.00	\$20,000.00	\$8,000.00
01000104 CITY TREASURER	\$503,770.08	\$295,827.96	\$278,906.95	\$388,382.42	\$425,272.49

OFFICE OF THE CITY SOLICITOR

The City Solicitor's Office is responsible for handling all legal matters affecting the City. This entails providing legal counsel to the Mayor, the City Controller, the City Treasurer, and City Council.

This office manages all legal action taken by the City and defends or supervises the defense of actions filed against the City, including all labor law matters. It reviews and provides administrative legal support for all bond issuances prepares and files all proofs of claim on behalf of the City in bankruptcy proceedings and represents the City in all such proceedings. It also plays a significant role in major projects undertaken by the City and handles real estate transfers and loan closings for the Department of Community and Economic Development.

Law Bureau staff prosecutes codes violations, violations of City ordinances, bad check cases, and other criminal offenses in the name of the Commonwealth, and participate in all tax assessment appeals filed by property owners. The Office drafts or reviews, for form and legality, all legislation considered by Council and all City contracts. The City Solicitor provides legal opinions to department directors, bureau chiefs, and their staff, to assure legal compliance in matters affecting their departments and assists the Department of Administration's efforts to recover delinquent taxes and utilities. The City Solicitor's opinion on legal matters is final within City government.

EXPENDITURE ANALYSIS DETAIL 2016 APPROVED BUDGET

General Fund

0105 City Solicitor's Office

Allocation Plan			Position Control				
<i>PERSONNEL</i>			<i>JOB CLASSIFICATION</i>	2015 Adjusted	2016 Approved	2015 Adjusted	2016 Approved
Salaries-Mgmt	269,817	322,000	City Solicitor	1	1	85,000	85,000
Salaries-BU	49,267	49,770	Deputy City Solicitor	1	1	69,000	72,000
Overtime	0	0	Assistant City Solicitor	1	1	55,000	55,000
Temporary	240	0	Confidential Legal Secretary II	1	1	44,370	45,000
Fringe Benefits	26,706	28,440	Assistant Solicitor/ Trial Council	1	1	46,447	65,000
			Reallocation			(30,000)	0
TOTAL	346,030	400,210	Total Management	5	5	269,817	322,000
<i>SERVICES</i>			Paralegal III	1	1	49,267	49,770
Communications	3,760	5,100	Total Bargaining Unit	1	1	49,267	49,770
Professional Services	280,914	298,021	Temporary				
Utilities	0	0					
Insurance	0	0				240	0
Rentals	0	0					
Maintenance & Repairs	2,800	0				0	0
Contracted Services	13,001	13,642	Overtime				
TOTAL	300,475	316,763	FICA			26,706	28,440
<i>SUPPLIES</i>			Concessions			0	0
Supplies	35,554	36,068	Total Fringe Benefits			26,706	28,440
Minor Capital Equipment	0	0	TOTAL	6	6	346,030	400,210
TOTAL	35,554	36,068					
<i>OTHER</i>							
	1,200	1,900					
TOTAL APPROPRIATION	683,258	754,941					

GENERAL GOVERNMENT

CITY SOLICITOR - 0105

EMPLOYEE	POSITION	ANNIV. /		2015	2016	2016	2016	2016	2016	2016	2016	FRINGE	TOTAL	
		D.O.H.		END OF YR	GRADE/STEP	ANNUAL	LONG.	SALARY	LUMP SUM	FICA	BENEFITS			
		CITY SOLICITOR	1	6	2014	\$ 85,000.00	0.00	0.00	0.00	85,000.00	0.00	6,502.50	0.00	91,502.50
		DEPUTY CITY SOLICITOR	7	29	2014	\$ 69,000.00	3,000.00	0.00	0.00	72,000.00	0.00	5,508.00	0.00	77,508.00
		ASSISTANT CITY SOLICITOR	2	1	2016	\$ 52,000.00	3,000.00	0.00	0.00	55,000.00	0.00	4,207.50	0.00	59,207.50
		CONFIDENTIAL LEGAL SECRETARY II	9	12	2011	\$ 44,370.00	630.00	0.00	0.00	45,000.00	0.00	3,442.50	0.00	48,442.50
		ASSISTANT SOLICITOR/ TRIAL	1	1	2015	\$ 46,446.82	18,553.18	0.00	0.00	65,000.00	0.00	4,972.50	0.00	69,972.50
5.00	MANAGEMENT TOTALS					296,816.82	25,183.18	0.00	0.00	322,000.00	0.00	24,633.00	0.00	346,633.00
		PARALEGAL III	6	11	1990	\$ 48,310.84	0.00	483.11	975.88	49,770.00	0.00	3,807.41	0.00	53,577.41
1.00	BARGAINING UNIT					48,310.84	0.00	483.11	975.88	49,770.00	0.00	3,807.41	0.00	53,577.41
6.00	TOTAL					345,127.66	25,183.18	483.11	975.88	371,770.00	0.00	28,440.41	0.00	400,210.41
OVERTIME										0.00	0.00	0.00	0.00	0.00
TOTAL SALARIES, LUMP SUM, OVERTIME, FICA AND FRINGE BENEFITS										371,770.00	0.00	28,440.41	0.00	400,210.41

NOTE: MEDICAL, SEVERANCE, UNEMPLOYMENT COMPENSATION, AND WORKERS COMPENSATION COSTS ARE REFLECTED IN GENERAL EXPENSES (0188).

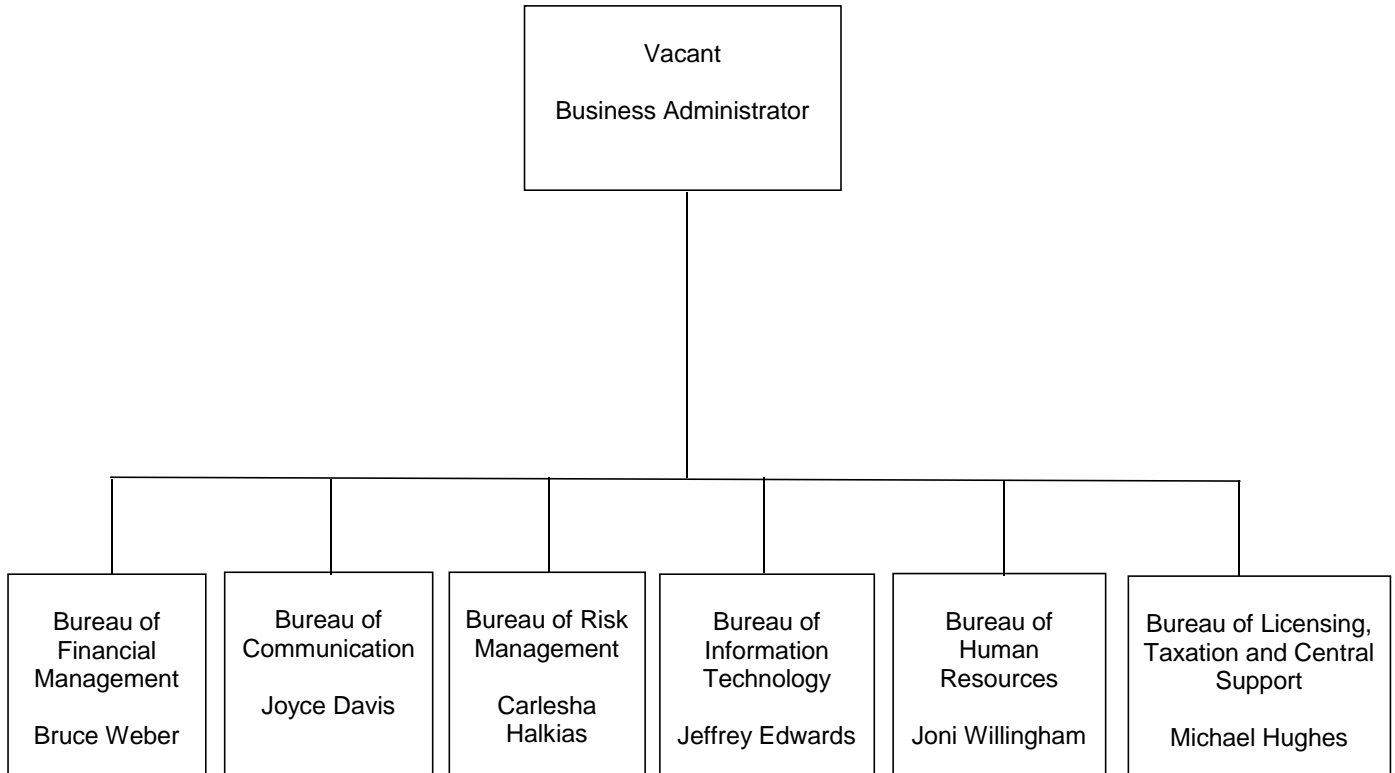
2016 Approved Budget

Expenditure Line Item

BUDGET UNIT: 01000105 OFFICE OF CITY SOLICITOR

Account	2013 Actual	2014 Actual	2015 Actual YTD (12/21)	2015 Adjusted Budget	2016 Approved Budget
414000 SALARIES & WAGES	\$220,482.49	\$251,386.85	\$274,153.95	\$319,084.31	\$371,770.00
415000 TEMPORARY	\$0.00	\$3,945.00	\$240.00	\$240.00	\$0.00
414100 SALARIES/WAGES	\$220,482.49	\$255,331.85	\$274,393.95	\$319,324.31	\$371,770.00
419001 SOCIAL SECURITY	\$16,928.38	\$19,532.80	\$20,320.27	\$26,706.18	\$28,440.41
419002 MEDICAL	\$0.00	\$0.00	\$0.00	\$0.00	\$0.00
419019 CONCESSIONS & VACANCIES	\$0.00	\$0.00	\$0.00	\$0.00	\$0.00
419100 FRINGE BENEFITS	\$16,928.38	\$19,532.80	\$20,320.27	\$26,706.18	\$28,440.41
419995 PERSONNEL	\$237,410.87	\$274,864.65	\$294,714.22	\$346,030.49	\$400,210.41
420010 ADVERTISING	\$0.00	\$0.00	\$308.00	\$500.00	\$1,000.00
420020 PRINTING	\$0.00	\$1,374.10	\$442.35	\$1,254.00	\$2,000.00
420040 TELEPHONE	\$773.02	\$792.76	\$1,146.66	\$1,406.00	\$1,500.00
420050 POSTAGE	\$613.93	\$110.46	\$199.50	\$600.00	\$600.00
420100 COMMUNICATIONS	\$1,386.95	\$2,277.32	\$2,096.51	\$3,760.00	\$5,100.00
421010 LEGAL	\$184,020.27	\$105,199.27	\$144,127.33	\$280,000.00	\$296,770.50
421030 CONSULTING	\$0.00	\$0.00	\$0.00	\$0.00	\$0.00
421060 STENOGRAPHER	\$0.00	\$0.00	\$0.00	\$350.00	\$500.00
421080 FILING FEES	\$39.00	\$156.25	\$213.15	\$564.00	\$750.00
421100 PROFESSIONAL SRVC	\$184,059.27	\$105,355.52	\$144,340.48	\$280,914.00	\$298,020.50
425090 MAINT SERV CONTRACT	\$0.00	\$0.00	\$249.46	\$2,800.00	\$0.00
425100 MAINT & REPAIRS	\$0.00	\$0.00	\$249.46	\$2,800.00	\$0.00
429001 TUITION/TRAINING	\$799.00	\$826.00	\$353.00	\$1,958.00	\$3,600.00
429009 ADMIN/TRUSTEE FEE	\$0.00	\$39.90	\$30.45	\$42.00	\$42.00
429014 CONTRACTED PERSONNEL SVS.	\$5,736.41	\$9,856.48	\$1,438.26	\$9,200.00	\$7,000.00
429015 TRAVEL	\$0.00	\$0.00	\$0.00	\$0.00	\$0.00
429016 CONFERENCES	\$0.00	\$0.00	\$0.00	\$0.00	\$0.00
429017 MEMBERSHIPS	\$739.00	\$1,491.00	\$1,800.50	\$1,800.50	\$3,000.00
429100 CONTRACTED SRVC	\$7,274.41	\$12,213.38	\$3,622.21	\$13,000.50	\$13,642.00
429995 SERVICES	\$192,720.63	\$119,846.22	\$150,308.66	\$300,474.50	\$316,762.50
430002 SOFTWARE	\$225.18	\$0.00	\$0.00	\$350.00	\$350.00
430003 SUBSCRIPTIONS	\$23,080.96	\$18,575.39	\$18,754.75	\$34,553.50	\$35,068.00
430009 OFFICE	\$17.57	\$603.82	\$378.73	\$650.00	\$650.00
430100 SUPPLIES & EXP	\$23,323.71	\$19,179.21	\$19,133.48	\$35,553.50	\$36,068.00
439015 OFFICE EQUIPMENT	\$0.00	\$3,415.80	\$0.00	\$0.00	\$0.00
439100 MINOR CAPITAL	\$0.00	\$3,415.80	\$0.00	\$0.00	\$0.00
439995 SUPPLIES	\$23,323.71	\$22,595.01	\$19,133.48	\$35,553.50	\$36,068.00
453015 OFFICE EQUIPMENT	\$3,436.00	\$0.00	\$0.00	\$0.00	\$0.00
453049 LEASE PURCHASE	\$0.00	\$0.00	\$1,095.27	\$1,200.00	\$1,900.00
453100 CAPITAL OUTLAY	\$3,436.00	\$0.00	\$1,095.27	\$1,200.00	\$1,900.00
499995 OTHER	\$3,436.00	\$0.00	\$1,095.27	\$1,200.00	\$1,900.00
01000105 CITY SOLICITOR	\$456,891.21	\$417,305.88	\$465,251.63	\$683,258.49	\$754,940.91

DEPARTMENT OF ADMINISTRATION



EXPENDITURE ANALYSIS SUMMARY
2016 APPROVED BUDGET

	2013 Actual	2014 Actual	2015 Actual YTD (12/21)	2015 Adjusted Budget	2016 Approved Budget
--	----------------	----------------	-------------------------------	----------------------------	----------------------------

DEPARTMENT OF ADMINISTRATION

0110 OFFICE OF THE BUSINESS ADMINISTRATOR

Personnel	152,731	59,628	29,229	50,123	64,590
Services	6,642	9,204	1,428	14,450	11,810
Supplies	244	1,472	143	2,700	2,700
Other	0	0	0	0	0
TOTALS	159,617	70,305	30,799	67,273	79,100

0112 BUREAU OF FINANCIAL MANAGEMENT

Personnel	335,328	297,747	332,261	362,247	422,107
Services	132,548	226,552	164,084	275,640	288,591
Supplies	1,881	6,608	8,233	11,532	13,532
Other	0	0	0	0	0
TOTALS	469,757	530,907	504,578	649,419	724,231

0114 BUREAU OF COMMUNICATION

Personnel	0	0	101,126	105,497	231,448
Services	0	0	7,094	11,849	11,849
Supplies	0	0	1,516	7,305	7,305
Other	0	0	0	0	0
TOTALS	0	0	109,737	124,651	250,602

0115 BUREAU OF RISK MANAGEMENT

Personnel	0	0	68,472	74,279	77,508
Services	0	0	325	1,115	720
Supplies	0	0	537	1,105	1,500
Other	0	0	0	0	0
TOTALS	0	0	69,334	76,499	79,728

EXPENDITURE ANALYSIS SUMMARY
2016 APPROVED BUDGET

	2013 Actual	2014 Actual	2015 Actual YTD (12/21)	2015 Adjusted Budget	2016 Approved Budget
<u>0116 BUREAU OF INFORMATION TECHNOLOGY</u>					
Personnel	412,356	291,490	329,865	349,840	445,856
Services	96,964	241,391	136,927	224,200	238,446
Supplies	16,633	93,472	82,844	103,415	128,628
Other	0	68,505	0	261,000	151,000
TOTALS	<u>525,953</u>	<u>694,859</u>	<u>549,635</u>	<u>938,455</u>	<u>963,931</u>
<u>0117 BUREAU OF HUMAN RESOURCES</u>					
Personnel	317,619	236,102	218,556	230,739	244,734
Services	44,121	34,884	30,153	46,055	47,375
Supplies	1,372	488	0	2,400	2,300
Other	0	0	1,095	1,196	1,196
TOTALS	<u>363,113</u>	<u>271,474</u>	<u>249,804</u>	<u>280,389</u>	<u>295,605</u>
<u>0124 BUREAU OF LICENSING, TAXATION & CENTRAL SUPPORT</u>					
Personnel	378,583	154,437	180,977	192,292	251,116
Services	187,458	309,097	122,640	146,539	176,372
Supplies	29,675	21,024	23,448	46,912	28,100
Other	0	4,254	1,095	1,195	1,095
TOTALS	<u>595,716</u>	<u>488,811</u>	<u>328,159</u>	<u>386,938</u>	<u>456,683</u>
TOTAL DEPARTMENT OF ADMINISTRATION					
Personnel	1,596,616	1,039,404	1,260,485	1,365,015	1,737,359
Services	467,733	821,128	462,650	719,848	775,163
Supplies	49,806	123,064	116,721	175,369	184,065
Other	0	72,759	2,191	263,391	153,291
TOTAL EXPENDITURES	<u><u>2,114,155</u></u>	<u><u>2,056,355</u></u>	<u><u>1,842,047</u></u>	<u><u>2,523,623</u></u>	<u><u>2,849,878</u></u>

POSITION ANALYSIS SUMMARY
2016 APPROVED BUDGET

	2013 Actual	2014 Actual	2015 Actual YTD (12/21)	2015 Adjusted Budget	2016 Approved Budget
ADMINISTRATION					
Office of the Business Administrator	2.00	1.00	2.00	2.00	2.00
Financial Management	7.00	6.00	7.00	7.00	7.00
Communication	0.00	0.00	2.00	2.00	4.00
Risk Management	0.00	0.00	1.00	1.00	1.00
Information Technology	9.00	4.00	7.00	7.00	7.00
Human Resources	6.00	4.00	4.00	4.00	4.00
Licensing, Taxation and Central Support	8.00	3.00	4.00	4.00	5.00
TOTAL POSITIONS	32.00	18.00	27.00	27.00	30.00

OFFICE OF THE BUSINESS ADMINISTRATOR

The Department of Administration is headed by the Chief of Staff/Business Administrator who is appointed by the Mayor and confirmed by City Council. The Department of Administration performs the fiscal, technological, personnel, and central administrative functions of the City. The Chief of Staff/Business Administrator has the authority to oversee the direct management of all City departments which are under the administrative jurisdiction of the Mayor, as well as inter-action with agencies which are outside of the Executive Branch and directly manages four bureaus: Financial Management, Information Technology, Human Resources and Operations and Revenue. The Chief of Staff/Business Administrator serves as the Mayor's designee on various Boards and Commissions.

The Chief of Staff/Business Administrator conducts scheduled labor management meetings with each of the union groups throughout the year and resolves issues which could result in grievances whenever possible, acts as the Third-Step Hearing Officer for Union grievances in the Mayor's stead. Also, the Chief of Staff/Business Administrator has the responsibility for contract negotiations with all three union groups.

EXPENDITURE ANALYSIS DETAIL 2016 APPROVED BUDGET

General Fund

0110 Office of Business Administrator

Allocation Plan

Position Control

	2015 Adjusted	2016 Approved
PERSONNEL		
Salaries-Mgmt	44,385	60,000
Fringe Benefits	5,738	4,590
TOTAL	50,123	64,590
SERVICES		
Communications	1,710	1,710
Professional Services	5,000	5,000
Utilities	0	0
Insurance	0	0
Rentals	0	0
Maintenance & Repairs	2,040	400
Contracted Services	5,700	4,700
TOTAL	14,450	11,810
SUPPLIES		
Supplies	2,700	2,700
Minor Capital Equipment	0	0
TOTAL	2,700	2,700
OTHER	0	0
TOTAL APPROPRIATION	67,273	79,100

	2015 Adjusted	2016 Approved	2015 Adjusted	2016 Approved
JOB CLASSIFICATION				
Business Administrator	1	1	75,000	0
Administrator for Parking	1	1	60,000	60,000
Reallocation			(90,615)	0
Total Management	2	2	44,385	60,000
FICA			5,738	4,590
Concessions			0	0
Total Fringe Benefits			5,738	4,590
TOTAL	2	2	50,123	64,590

BUSINESS ADMINISTRATOR

BUSINESS ADMINISTRATOR - 0110

EMPLOYEE	POSITION	ANNIV. / D.O.B.	2015 END OF YR	2016 GRADE/STEP	2016 ANNUAL INCREASE	2016 LONG.	2016 SALARY	2016 LUMP SUM	FICA	FRINGE BENEFITS	TOTAL
	BUSINESS ADMINISTRATOR	1 1 2016	\$ -	0.00	0.00	0.00	0.00	0.00	0.00	0.00	0.00
	ADMINISTRATOR FOR PARKING	7 1 2015	\$ 60,000.00	0.00	0.00	0.00	60,000.00	0.00	4,590.00	0.00	64,590.00
2.00	MANAGEMENT TOTALS		60,000.00	0.00	0.00	0.00	60,000.00	0.00	4,590.00	0.00	64,590.00
2.00	TOTAL		60,000.00	0.00	0.00	0.00	60,000.00	0.00	4,590.00	0.00	64,590.00
TOTAL SALARIES, LUMP SUM, OVERTIME, FICA AND FRINGE BENEFITS							60,000.00	0.00	4,590.00	0.00	64,590.00

NOTE: MEDICAL, SEVERANCE, UNEMPLOYMENT COMPENSATION, AND WORKERS COMPENSATION COSTS ARE REFLECTED IN GENERAL EXPENSES (0188).

2016 Approved Budget

Expenditure Line Item

BUDGET UNIT: 01010110 OFFICE OF BUSINESS ADMINISTRATOR

Account	2013 Actual	2014 Actual	2015 Actual YTD (12/21)	2015 Adjusted Budget	2016 Approved Budget
414000 SALARIES & WAGES	\$140,206.48	\$55,390.94	\$27,230.86	\$44,385.00	\$60,000.00
415000 TEMPORARY	\$1,384.56	\$0.00	\$0.00	\$0.00	\$0.00
414100 SALARIES/WAGES	\$141,591.04	\$55,390.94	\$27,230.86	\$44,385.00	\$60,000.00
419001 SOCIAL SECURITY	\$11,139.86	\$4,237.43	\$1,998.34	\$5,737.50	\$4,590.00
419002 MEDICAL	\$0.00	\$0.00	\$0.00	\$0.00	\$0.00
419019 CONCESSIONS & VACANCIES	\$0.00	\$0.00	\$0.00	\$0.00	\$0.00
419100 FRINGE BENEFITS	\$11,139.86	\$4,237.43	\$1,998.34	\$5,737.50	\$4,590.00
419995 PERSONNEL	\$152,730.90	\$59,628.37	\$29,229.20	\$50,122.50	\$64,590.00
420010 ADVERTISING	\$0.00	\$0.00	\$828.33	\$950.00	\$700.00
420020 PRINTING	\$275.00	\$0.00	\$0.00	\$350.00	\$350.00
420040 TELEPHONE	\$807.66	\$481.63	\$63.66	\$260.00	\$510.00
420050 POSTAGE	\$37.42	\$16.87	\$6.97	\$150.00	\$150.00
420100 COMMUNICATIONS	\$1,120.08	\$498.50	\$898.96	\$1,710.00	\$1,710.00
421010 LEGAL	\$161.00	\$0.00	\$0.00	\$0.00	\$0.00
421030 CONSULTING	\$0.00	\$0.00	\$0.00	\$0.00	\$0.00
421050 OTHER PROFESSIONAL FEES	\$0.00	\$0.00	\$0.00	\$0.00	\$0.00
421070 ARBITRATION	\$3,532.70	\$2,474.00	\$224.00	\$5,000.00	\$5,000.00
421100 PROFESSIONAL SRVC	\$3,693.70	\$2,474.00	\$224.00	\$5,000.00	\$5,000.00
425090 MAINT SERV CONTRACT	\$274.13	\$277.07	\$304.72	\$2,040.00	\$400.00
425100 MAINT & REPAIRS	\$274.13	\$277.07	\$304.72	\$2,040.00	\$400.00
429001 TUITION/TRAINING	\$1,554.00	\$0.00	\$0.00	\$3,000.00	\$3,000.00
429009 ADMIN/TRUSTEE FEE	\$0.00	\$0.00	\$0.00	\$0.00	\$0.00
429014 CONTRACTED PERSONNEL SVS.	\$0.00	\$5,954.66	\$0.00	\$2,000.00	\$0.00
429015 TRAVEL	\$0.00	\$0.00	\$0.00	\$300.00	\$300.00
429016 CONFERENCES	\$0.00	\$0.00	\$0.00	\$400.00	\$1,400.00
429017 MEMBERSHIPS	\$0.00	\$0.00	\$0.00	\$0.00	\$0.00
429090 MISC CONTRACTED SRVCS	\$0.00	\$0.00	\$0.00	\$0.00	\$0.00
429100 CONTRACTED SRVC	\$1,554.00	\$5,954.66	\$0.00	\$5,700.00	\$4,700.00
429995 SERVICES	\$6,641.91	\$9,204.23	\$1,427.68	\$14,450.00	\$11,810.00
430002 SOFTWARE	\$0.00	\$0.00	\$0.00	\$900.00	\$900.00
430003 SUBSCRIPTIONS	\$0.00	\$0.00	\$0.00	\$0.00	\$0.00
430008 DATA PROCESSING	\$0.00	\$0.00	\$0.00	\$0.00	\$0.00
430009 OFFICE	\$244.19	\$1,472.28	\$142.53	\$1,800.00	\$1,800.00
430099 MISC SUPPLIES AND EXP	\$0.00	\$0.00	\$0.00	\$0.00	\$0.00
430100 SUPPLIES & EXP	\$244.19	\$1,472.28	\$142.53	\$2,700.00	\$2,700.00
439015 OFFICE EQUIPMENT	\$0.00	\$0.00	\$0.00	\$0.00	\$0.00
439100 MINOR CAPITAL	\$0.00	\$0.00	\$0.00	\$0.00	\$0.00
439995 SUPPLIES	\$244.19	\$1,472.28	\$142.53	\$2,700.00	\$2,700.00
01010110 BUSINESS ADMINISTRATOR	\$159,617.00	\$70,304.88	\$30,799.41	\$67,272.50	\$79,100.00

BUREAU OF FINANCIAL MANAGEMENT

The Bureau of Financial Management is responsible for the overall fiscal management of the City. This includes the management of all funds, accounting for all assets and financial activity, the production of all financial documents, and the administration of Debt Service, General Expenses, and Transfers to Other Funds. This bureau also aids in the administration of the City's three pension plans. For the Bureau to complete these tasks, it is organized into four offices. They are Accounting, Budget and Analysis, Purchasing, and Grants Management.

The Accounting Office manages the cash flow and accounts payable functions for the City. This office also oversees the City's computerized accounting and financial reporting systems, and is responsible for preparation of the annual audit and development of the Comprehensive Annual Financial Report.

The Office of Budget and Analysis is responsible for the preparation, development, distribution, and monitoring of the City's annual budget which is submitted to Council at the last Legislative Session in November. This office also prepares the Mid-Year Fiscal Report, which highlights the financial status of all budgeted funds as of June 30th of the current year compared to June 30th of the previous year. The Mid-Year report also projects the financial performance for the current year-end.

The Purchasing Office is responsible for overseeing the procurement of most City materials, supplies, and services. All procurement documentation is compiled and stored within the Purchasing Office. Furthermore, this office must assure fair and equitable distribution of City contracts and agreements for capital and non-capital products and services, including the preparation and advertising of public bids and the awarding of those contracts. This office also administers insurance claims and collection activities.

The Grants Management Office assists with grants administration on a City-wide basis, including grants writing and periodic reporting.

EXPENDITURE ANALYSIS DETAIL 2016 APPROVED BUDGET

General Fund

0112 Financial Management

Allocation Plan			Position Control				
PERSONNEL	2015	2016	JOB CLASSIFICATION	2015	2016	2015	2016
	Adjusted	Approved		Adjusted	Approved	Adjusted	Approved
Salaries-Mgmt	288,500	347,500	Director of Financial Mgmt.	1	1	70,000	70,000
Salaries-BU	44,167	44,611	Accounting Manager	1	1	57,500	60,000
Fringe Benefits	29,580	29,996	Budget Manager	1	1	57,500	55,000
			Purchasing & Ins/Colct Manager	1	1	55,000	55,000
			Grants Manager	1	1	57,500	55,000
			Staff Accountant/Financial Analyst	1	1	45,000	52,500
			Reallocation			(54,000)	
TOTAL	362,247	422,107	Total Management	6	6	288,500	347,500
SERVICES			Auditor II	1	1	44,167	44,611
			Total Bargaining Unit	1	1	44,167	44,611
			FICA			29,580	29,996
			Concessions			0	0
			Total Fringe Benefits			29,580	29,996
			TOTAL	7	7	362,247	422,107

FINANCIAL MANAGEMENT

FINANCIAL MANAGEMENT - 0112

<u>EMPLOYEE</u>	<u>POSITION</u>	<u>ANNIV. / D.O.H.</u>	<u>2015 END OF YR SALARY</u>	<u>2016 GRADE/STEP INCREASE</u>	<u>2016 ANNUAL INCREASE</u>	<u>2016 LONG.</u>	<u>2016 SALARY</u>	<u>2016 LUMP SUM</u>	<u>FICA</u>	<u>FRINGE BENEFITS</u>	<u>TOTAL</u>
	DIRECTOR OF FINANCIAL MANAGEMENT	1 6 2014	\$ 70,000.00	0.00	0.00	0.00	70,000.00	0.00	5,355.00	0.00	75,355.00
	ACCOUNTING MANAGER	11 5 2012	\$ 57,500.00	2,500.00	0.00	0.00	60,000.00	0.00	4,590.00	0.00	64,590.00
	PURCHASING & INSURANCE CLAIMS/COLCT. MANAGER	1 12 2015	\$ 55,000.00	0.00	0.00	0.00	55,000.00	0.00	4,207.50	0.00	59,207.50
	BUDGET MANAGER	8 11 2015	\$ 46,750.00	8,250.00	0.00	0.00	55,000.00	0.00	4,207.50	0.00	59,207.50
	GRANTS MANAGER	7 27 2015	\$ 45,050.00	9,950.00		0.00	55,000.00	0.00	4,207.50	0.00	59,207.50
	STAFF ACCOUNTANT/FINANCIAL ANALYST	1 1 2015	\$ 45,000.00	7,500.00	0.00	0.00	52,500.00	0.00	4,016.25	0.00	56,516.25
6.00	MANAGEMENT TOTALS		319,300.00	28,200.00	0.00	0.00	347,500.00	0.00	26,583.75	0.00	374,083.75
	AUDITOR II	4 17 2006	\$ 43,949.10	0.00	439.49	221.94	44,611.00	0.00	3,412.74	0.00	48,023.74
1.00	BARGAINING UNIT TOTALS		43,949.10	0.00	439.49	221.94	44,611.00	0.00	3,412.74	0.00	48,023.74
7.00	TOTAL		363,249.10	28,200.00	439.49	221.94	392,111.00	0.00	29,996.49	0.00	422,107.49
OVERTIME							0.00	0.00	0.00	0.00	0.00
TOTAL SALARIES, LUMP SUM, OVERTIME, FICA AND FRINGE BENEFITS							392,111.00	0.00	29,996.49	0.00	422,107.49

NOTE: MEDICAL, SEVERANCE, UNEMPLOYMENT COMPENSATION, AND WORKERS COMPENSATION COSTS ARE REFLECTED IN GENERAL EXPENSES (0188).

2016 Approved Budget

Expenditure Line Item

BUDGET UNIT: 01010112 BUREAU OF FINANCIAL MANAGEMENT

Account	2013 Actual	2014 Actual	2015 Actual YTD (12/21)	2015 Adjusted Budget	2016 Approved Budget
414000 SALARIES & WAGES	\$311,032.84	\$276,588.12	\$309,357.32	\$332,666.67	\$392,111.00
415000 TEMPORARY	\$0.00	\$0.00	\$0.00	\$0.00	\$0.00
414100 SALARIES/WAGES	\$311,032.84	\$276,588.12	\$309,357.32	\$332,666.67	\$392,111.00
419001 SOCIAL SECURITY	\$24,294.88	\$21,159.01	\$22,904.00	\$29,580.00	\$29,996.49
419002 MEDICAL	\$0.00	\$0.00	\$0.00	\$0.00	\$0.00
419019 CONCESSIONS & VACANCIES	\$0.00	\$0.00	\$0.00	\$0.00	\$0.00
419100 FRINGE BENEFITS	\$24,294.88	\$21,159.01	\$22,904.00	\$29,580.00	\$29,996.49
419995 PERSONNEL	\$335,327.72	\$297,747.13	\$332,261.32	\$362,246.67	\$422,107.49
420010 ADVERTISING	\$1,039.75	\$363.68	\$0.00	\$1,200.00	\$1,200.00
420020 PRINTING	\$127.52	\$886.85	\$0.00	\$1,000.00	\$1,000.00
420040 TELEPHONE	\$182.40	\$346.41	\$395.21	\$700.00	\$700.00
420050 POSTAGE	\$1,930.20	\$1,159.41	\$1,269.02	\$2,000.00	\$2,000.00
420100 COMMUNICATIONS	\$3,279.87	\$2,756.35	\$1,664.23	\$4,900.00	\$4,900.00
421010 LEGAL	\$0.00	\$0.00	\$0.00	\$0.00	\$0.00
421020 AUDIT	\$80,755.00	\$134,160.00	\$117,905.00	\$135,000.00	\$135,000.00
421030 CONSULTING	\$25,420.70	\$67,400.20	\$21,620.00	\$107,000.00	\$100,000.00
421050 OTHER PROFESSIONAL FEES	\$1,055.00	\$0.00	\$0.00	\$2,000.00	\$2,000.00
421100 PROFESSIONAL SRVC	\$107,230.70	\$201,560.20	\$139,525.00	\$244,000.00	\$237,000.00
425000 OFFICE EQUIPMENT	\$0.00	\$0.00	\$0.00	\$0.00	\$0.00
425090 MAINT SERV CONTRACT	\$21,117.66	\$21,840.45	\$22,695.65	\$25,040.00	\$25,791.20
425100 MAINT & REPAIRS	\$21,117.66	\$21,840.45	\$22,695.65	\$25,040.00	\$25,791.20
429001 TUITION/TRAINING	\$375.00	\$79.52	\$137.77	\$800.00	\$5,000.00
429009 ADMIN/TRUSTEE FEE	\$48.78	\$10.34	\$60.90	\$100.00	\$100.00
429014 CONTRACTED PERSONNEL SVS.	\$0.00	\$0.00	\$0.00	\$0.00	\$0.00
429015 TRAVEL	\$11.30	\$0.00	\$0.00	\$0.00	\$0.00
429017 MEMBERSHIPS	\$485.00	\$305.00	\$0.00	\$800.00	\$800.00
429090 MISC CONTRACTED SRVCS	\$0.00	\$0.00	\$0.00	\$0.00	\$15,000.00
429100 CONTRACTED SRVC	\$920.08	\$394.86	\$198.67	\$1,700.00	\$20,900.00
429995 SERVICES	\$132,548.31	\$226,551.86	\$164,083.55	\$275,640.00	\$288,591.20
430002 SOFTWARE	\$0.00	\$0.00	\$0.00	\$0.00	\$0.00
430003 SUBSCRIPTIONS	\$252.00	\$6,132.00	\$6,132.00	\$6,532.00	\$8,532.00
430008 DATA PROCESSING	\$0.00	\$0.00	\$0.00	\$0.00	\$0.00
430009 OFFICE	\$1,629.09	\$475.80	\$798.92	\$2,000.00	\$2,000.00
430014 WEARING APPAREL	\$0.00	\$0.00	\$0.00	\$0.00	\$0.00
430099 MISC SUPPLIES AND EXP	\$0.00	\$0.00	\$0.00	\$0.00	\$0.00
430100 SUPPLIES & EXP	\$1,881.09	\$6,607.80	\$6,930.92	\$8,532.00	\$10,532.00
439015 OFFICE EQUIPMENT	\$0.00	\$0.00	\$1,302.15	\$3,000.00	\$3,000.00
439100 MINOR CAPITAL	\$0.00	\$0.00	\$1,302.15	\$3,000.00	\$3,000.00
439995 SUPPLIES	\$1,881.09	\$6,607.80	\$8,233.07	\$11,532.00	\$13,532.00
453015 OFFICE EQUIPMENT	\$0.00	\$0.00	\$0.00	\$0.00	\$0.00
453100 CAPITAL OUTLAY	\$0.00	\$0.00	\$0.00	\$0.00	\$0.00
463000 MATCHING SHARE GRANTS	\$0.00	\$0.00	\$0.00	\$0.00	\$0.00
460100 SUBSIDIES & GRANTS	\$0.00	\$0.00	\$0.00	\$0.00	\$0.00
499995 OTHER	\$0.00	\$0.00	\$0.00	\$0.00	\$0.00
01010112 FINANCIAL MANAGEMENT	\$469,757.12	\$530,906.79	\$504,577.94	\$649,418.67	\$724,230.69

BUREAU OF COMMUNICATION

The Bureau of Communications provides information about City government to the public and to City employees. It is responsible for graphic, photo, video, audio and information services. It organizes news conferences and issues news releases and media advisories. It produces items for the web as well as television programs and commercials. The Bureau manages the government access cable television channel and station, WHBG, as well as ensures compliance with the City's Cable Television Franchise agreement. It arranges public appearances for City officials and conducts citizen outreach campaigns.

EXPENDITURE ANALYSIS DETAIL 2016 APPROVED BUDGET

General Fund

0114 Communication

Allocation Plan

Position Control

	2015 Adjusted	2016 Approved
PERSONNEL		
Salaries-Mgmt	98,000	215,000
Fringe Benefits	7,497	16,448
TOTAL	105,497	231,448
SERVICES		
Communications	2,044	1,449
Professional Services	0	0
Utilities	0	0
Insurance	0	0
Rentals	0	0
Maintenance & Repairs	400	400
Contracted Services	9,405	10,000
TOTAL	11,849	11,849
SUPPLIES		
Supplies	5,305	5,305
Minor Capital Equipment	2,000	2,000
TOTAL	7,305	7,305
OTHER	0	0
TOTAL APPROPRIATION	124,651	250,602

JOB CLASSIFICATION	2015 Adjusted	2016 Approved	2015 Adjusted	2016 Approved
Communications Director	0	1	0	70,000
Community Services Coordinator	1	1	50,000	50,000
Production Tech Mgr (WHDG)	1	1	48,000	50,000
Social Media/Web Content Manager	0	1	0	45,000
Total Management	2	4	98,000	215,000
FICA			7,497	16,448
Total Fringe Benefits			7,497	16,448
TOTAL	2	4	105,497	231,448

BUREAU OF COMMUNICATION

Bureau of Communication - 0114

<u>EMPLOYEE</u>	<u>POSITION</u>	<u>ANNIV. /</u> <u>D.O.H.</u>	<u>2015</u> <u>END OF YR</u> <u>SALARY</u>	<u>2016</u> <u>GRADE/STEP</u> <u>INCREASE</u>	<u>2016</u> <u>ANNUAL</u> <u>INCREASE</u>	<u>2016</u> <u>LONG.</u>	<u>2016</u> <u>SALARY</u>	<u>2016</u> <u>LUMP SUM</u>	<u>FICA</u>	<u>FRINGE</u> <u>BENEFITS</u>	<u>TOTAL</u>
	COMMUNICATIONS DIRECTOR	1 6 2014	\$ 70,000.00	0.00	0.00	0.00	70,000.00	0.00	5,355.00	0.00	75,355.00
	COMMUNITY SERVICES COORDINATOR	3 11 2014	\$ 50,000.00	0.00	0.00	0.00	50,000.00	0.00	3,825.00	0.00	53,825.00
	SOCIAL MEDIA/ WEB CONTENT MANAGER	1 1 2016	\$ -	0.00	0.00	0.00	45,000.00	0.00	3,442.50	0.00	48,442.50
	PRODUCTION TECHNICIAN MANAGER	10 23 2012	\$ 48,000.00	2,000.00	0.00	0.00	50,000.00	0.00	3,825.00	0.00	53,825.00
4.00	MANAGEMENT TOTALS		168,000.00	2,000.00	0.00	0.00	215,000.00	0.00	16,447.50	0.00	231,447.50
4.00	TOTAL		168,000.00	2,000.00	0.00	0.00	215,000.00	0.00	16,447.50	0.00	231,447.50
TOTAL SALARIES, LUMP SUM, OVERTIME, FICA AND FRINGE BENEFITS							215,000.00	0.00	16,447.50	0.00	231,447.50

NOTE: MEDICAL, SEVERANCE, UNEMPLOYMENT COMPENSATION, AND WORKERS COMPENSATION COSTS ARE REFLECTED IN GENERAL EXPENSES (0188).

2016 Approved Budget

Expenditure Line Item

BUDGET UNIT: 01010114 BUREAU OF COMMUNICATION

Account	2013 Actual	2014 Actual	2015 Actual YTD (12/21)	2015 Adjusted Budget	2016 Approved Budget
414000 SALARIES & WAGES	\$0.00	\$0.00	\$94,138.46	\$98,000.00	\$215,000.00
414100 SALARIES/WAGES	\$0.00	\$0.00	\$94,138.46	\$98,000.00	\$215,000.00
419001 SOCIAL SECURITY	\$0.00	\$0.00	\$6,987.42	\$7,497.00	\$16,447.50
419100 FRINGE BENEFITS	\$0.00	\$0.00	\$6,987.42	\$7,497.00	\$16,447.50
419995 PERSONNEL	\$0.00	\$0.00	\$101,125.88	\$105,497.00	\$231,447.50
420010 ADVERTISING	\$0.00	\$0.00	\$0.00	\$220.00	\$220.00
420040 TELEPHONE	\$0.00	\$0.00	\$1,440.73	\$1,724.00	\$1,129.00
420050 POSTAGE	\$0.00	\$0.00	\$1.42	\$100.00	\$100.00
420100 COMMUNICATIONS	\$0.00	\$0.00	\$1,442.15	\$2,044.00	\$1,449.00
425000 OFFICE EQUIPMENT	\$0.00	\$0.00	\$0.00	\$100.00	\$100.00
425090 MAINT SERV CONTRACT	\$0.00	\$0.00	\$0.00	\$300.00	\$300.00
425100 MAINT & REPAIRS	\$0.00	\$0.00	\$0.00	\$400.00	\$400.00
429001 TUITION/TRAINING	\$0.00	\$0.00	\$0.00	\$0.00	\$3,000.00
429090 MISC CONTRACTED SRVCS	\$0.00	\$0.00	\$5,652.33	\$9,405.00	\$7,000.00
429100 CONTRACTED SRVC	\$0.00	\$0.00	\$5,652.33	\$9,405.00	\$10,000.00
429995 SERVICES	\$0.00	\$0.00	\$7,094.48	\$11,849.00	\$11,849.00
430004 AUDIO-VISUAL	\$0.00	\$0.00	\$22.98	\$3,005.00	\$3,005.00
430009 OFFICE	\$0.00	\$0.00	\$0.00	\$300.00	\$300.00
430099 MISC SUPPLIES AND EXP	\$0.00	\$0.00	\$221.45	\$2,000.00	\$2,000.00
430100 SUPPLIES & EXP	\$0.00	\$0.00	\$244.43	\$5,305.00	\$5,305.00
439015 OFFICE EQUIPMENT	\$0.00	\$0.00	\$1,271.98	\$2,000.00	\$2,000.00
439100 MINOR CAPITAL	\$0.00	\$0.00	\$1,271.98	\$2,000.00	\$2,000.00
439995 SUPPLIES	\$0.00	\$0.00	\$1,516.41	\$7,305.00	\$7,305.00
01010114 COMMUNICATION	\$0.00	\$0.00	\$109,736.77	\$124,651.00	\$250,601.50

BUREAU OF RISK MANAGEMENT

The Bureau of Risk Management is responsible for the management of risk, evaluation of risk transfer alternatives, and the acquisition of insurance coverage for City government. With the assistance of the Human Resource Generalist, this Bureau also manages the worker's compensation self-insured program, and in conjunction with the City Solicitor's Office, manages all related litigation cases.

The Bureau is charged with the monitoring of City Government services and business practices to ensure that the City of Harrisburg is in compliance with federal and state anti-discrimination laws and regulations relating to equal opportunity and affirmative action programs. This office executes and assesses the City of Harrisburg's affirmative action/equal opportunity program.

EXPENDITURE ANALYSIS DETAIL 2016 APPROVED BUDGET

General Fund

0115 Risk Management

Allocation Plan			Position Control			

BUREAU OF RISK MANAGEMENT

RISK MANAGEMENT - 0115

<u>EMPLOYEE</u>	<u>POSITION</u>	<u>ANNIV. / D.O.H.</u>	<u>2015 END OF YR SALARY</u>	<u>2016 GRADE/STEP INCREASE</u>	<u>2016 ANNUAL INCREASE</u>	<u>2016 LONG.</u>	<u>2016 SALARY</u>	<u>2016 LUMP SUM</u>	<u>FICA</u>	<u>FRINGE BENEFITS</u>	<u>TOTAL</u>
	DIRECTOR OF RISK MANAGEMENT/AFFIRMATIVE ACTION	1 12 2015	69,000.00	3,000.00	0.00	0.00	72,000.00	0.00	5,508.00	0.00	77,508.00
1.00	MANAGEMENT TOTALS		69,000.00	3,000.00	0.00	0.00	72,000.00	0.00	5,508.00	0.00	77,508.00
1.00	TOTAL		69,000.00	3,000.00	0.00	0.00	72,000.00	0.00	5,508.00	0.00	77,508.00
TOTAL SALARIES, OVERTIME, FICA AND FRINGE BENEFITS							72,000.00	0.00	5,508.00	0.00	77,508.00

NOTE: MEDICAL, SEVERANCE, UNEMPLOYMENT COMPENSATION, AND WORKERS COMPENSATION COSTS ARE REFLECTED IN GENERAL EXPENSES (0188).

2016 Approved Budget

Expenditure Line Item

BUDGET UNIT: 01010115 BUREAU OF RISK MANAGEMENT

Account	2013 Actual	2014 Actual	2015 Actual YTD (12/21)	2015 Adjusted Budget	2016 Approved Budget
414000 SALARIES & WAGES	\$0.00	\$0.00	\$63,692.40	\$69,000.00	\$72,000.00
414100 SALARIES/WAGES	\$0.00	\$0.00	\$63,692.40	\$69,000.00	\$72,000.00
419001 SOCIAL SECURITY	\$0.00	\$0.00	\$4,779.10	\$5,278.50	\$5,508.00
419100 FRINGE BENEFITS	\$0.00	\$0.00	\$4,779.10	\$5,278.50	\$5,508.00
419995 PERSONNEL	\$0.00	\$0.00	\$68,471.50	\$74,278.50	\$77,508.00
420040 TELEPHONE	\$0.00	\$0.00	\$325.00	\$720.00	\$720.00
420100 COMMUNICATIONS	\$0.00	\$0.00	\$325.00	\$720.00	\$720.00
429001 TUITION/TRAINING	\$0.00	\$0.00	\$0.00	\$395.00	\$0.00
429100 CONTRACTED SRVC	\$0.00	\$0.00	\$0.00	\$395.00	\$0.00
429995 SERVICES	\$0.00	\$0.00	\$325.00	\$1,115.00	\$720.00
430099 MISC SUPPLIES AND EXP	\$0.00	\$0.00	\$537.26	\$764.00	\$0.00
430100 SUPPLIES & EXP	\$0.00	\$0.00	\$537.26	\$764.00	\$0.00
439015 OFFICE EQUIPMENT	\$0.00	\$0.00	\$0.00	\$341.00	\$1,500.00
439100 MINOR CAPITAL	\$0.00	\$0.00	\$0.00	\$341.00	\$1,500.00
439995 SUPPLIES	\$0.00	\$0.00	\$537.26	\$1,105.00	\$1,500.00
01010115 RISK MANAGEMENT	\$0.00	\$0.00	\$69,333.76	\$76,498.50	\$79,728.00

BUREAU OF INFORMATION TECHNOLOGY

The Bureau of Information Technology is responsible for the administration of the City's blend of mainframe and network computer systems.

The bureau programs, controls, troubleshoots and monitors a wide array of mainframe-based systems used throughout the City's operations. Examples of these systems include the computerized billing system for property real estate taxes, mercantile taxes and licenses; billings for water, sewer, disposal and refuse charges; human resource management; Treasury accounts receivable system, insurance claims management; field reports for all service calls for police; and Codes licenses, permits, inspections and complaints.

This bureau provides and maintains the METRO police information system, established and owned by the City, which allows numerous suburban, municipal and county agencies to tie into a common police database.

This bureau also provides technical support and maintenance for the City's network of personal computers and laptops; and is responsible for the installation, maintenance, and troubleshooting of servers, routers, switches, and firewalls for the City's Local Area Network (LAN) and Wide Area Network (WAN). Responsibilities extend to troubleshooting of computer software, hardware, peripherals, and related equipment.

Daily responsibilities include: monitoring, configuring, and troubleshooting server backups and restoring systems; monitoring virus activity through a central management console; implementing LAN and local printer services; moving, adding, deleting and upgrading software.

EXPENDITURE ANALYSIS DETAIL 2016 APPROVED BUDGET

General Fund

0116 Information Technology

Allocation Plan			Position Control				
PERSONNEL			JOB CLASSIFICATION	2015 Adjusted	2016 Approved	2015 Adjusted	2016 Approved
Salaries-Mgmt	277,458	367,653	Director of IT	1	1	77,653	77,653
Salaries-BU	47,521	46,519	Network Administrator	1	1	65,000	65,000
Fringe Benefits	24,861	31,684	SR. IDMS Programmer	1	1	60,000	60,000
			IDMS DBA/System/Lead Prgm	1	1	70,000	70,000
			Help Desk/PC Specialist	1	1	44,805	45,000
			IDMS Programmer	1	1	50,000	50,000
			Reallocation			(90,000)	
TOTAL	349,840	445,856	Total Management	6	6	277,458	367,653
SERVICES			Computer Operator III	1	1	47,521	46,519
Communications	11,995	7,325	Total Bargaining Unit	1	1	47,521	46,519
Professional Services	19,000	33,000					
Utilities	0	0	FICA			24,861	31,684
Insurance	0	0	Concessions			0	0
Rentals	0	0	Total Fringe Benefits			24,861	31,684
Maintenance & Repairs	183,965	183,921					
Contracted Services	9,240	14,200	TOTAL	7	7	349,840	445,856
TOTAL	224,200	238,446					
SUPPLIES							
Supplies	98,915	124,128					
Minor Capital Equipment	4,500	4,500					
TOTAL	103,415	128,628					
OTHER							
	261,000	151,000					
TOTAL APPROPRIATION	938,455	963,931					

BUSINESS ADMINISTRATOR

INFORMATION TECHNOLOGY 0116

<u>EMPLOYEE</u>	<u>POSITION</u>	<u>ANNIV. /</u>			<u>2015</u>	<u>2016</u>	<u>2016</u>	<u>2016</u>	<u>2016</u>	<u>2016</u>	<u>2016</u>	<u>FRINGE</u>	<u>TOTAL</u>
		<u>D.O.B.</u>	<u>END OF YR</u>	<u>GRADE/STEP</u>	<u>ANNUAL</u>	<u>INCREASE</u>	<u>INCREASE</u>	<u>LONG.</u>	<u>SALARY</u>	<u>LUMP SUM</u>	<u>FICA</u>	<u>BENEFITS</u>	
	DIRECTOR - BUREAU OF INFORMATION TECHNOLOGY	11	16	1992	\$ 77,653.00	0.00	0.00	0.00	77,653.00	0.00	5,940.45	0.00	83,593.45
	IDMS DBA/SYSTEM/LEAD PROGRAMMER	8	13	2003	\$ 70,000.00	0.00	0.00	0.00	70,000.00	0.00	5,355.00	0.00	75,355.00
	NETWORK ADMINISTRATOR	5	18	2015	\$ 60,000.00	5,000.00	0.00	0.00	65,000.00	0.00	4,972.50	0.00	69,972.50
	SENIOR IDMS PROGRAMMER	5	18	2015	\$ 55,000.00	5,000.00	0.00	0.00	60,000.00	0.00	4,590.00	0.00	64,590.00
	IDMS PROGRAMMER	7	27	2015	\$ 45,000.00	5,000.00	0.00	0.00	50,000.00	0.00	3,825.00	0.00	53,825.00
	HELP DESK/PC SPECIALIST	9	8	2014	\$ 36,000.00	9,000.00	0.00	0.00	45,000.00	0.00	3,442.50	0.00	48,442.50
6.00	MANAGEMENT TOTALS				343,653.00	24,000.00	0.00	0.00	367,653.00	0.00	28,125.45	0.00	395,778.45
	COMPUTER OPERATOR III	6	15	1992	\$ 45,155.24	0.00	451.55	912.14	46,519.00	0.00	3,558.70	0.00	50,077.70
1.00	BARGAINING UNIT TOTALS				45,155.24	0.00	451.55	912.14	46,519.00	0.00	3,558.70	0.00	50,077.70
7.00	TOTAL				388,808.24	24,000.00	451.55	912.14	414,172.00	0.00	31,684.16	0.00	445,856.16
OVERTIME									0.00	0.00	0.00	0.00	0.00
TOTAL SALARIES, LUMP SUM, OVERTIME, FICA AND FRINGE BENEFITS									414,172.00	0.00	31,684.16	0.00	445,856.16

NOTE: MEDICAL, SEVERANCE, UNEMPLOYMENT COMPENSATION, AND WORKERS COMPENSATION COSTS ARE REFLECTED IN GENERAL EXPENSES (0188).

2016 Approved Budget

Expenditure Line Item

BUDGET UNIT: 01010116 BUREAU OF INFORMATION TECHNOLOGY

Account	2013 Actual	2014 Actual	2015 Actual YTD (12/21)	2015 Adjusted Budget	2016 Approved Budget
414000 SALARIES & WAGES	\$382,954.14	\$270,775.77	\$307,033.98	\$324,978.94	\$414,172.00
414100 SALARIES/WAGES	\$382,954.14	\$270,775.77	\$307,033.98	\$324,978.94	\$414,172.00
419001 SOCIAL SECURITY	\$29,401.38	\$20,714.25	\$22,830.64	\$24,860.89	\$31,684.16
419002 MEDICAL	\$0.00	\$0.00	\$0.00	\$0.00	\$0.00
419019 CONCESSIONS & VACANCIES	\$0.00	\$0.00	\$0.00	\$0.00	\$0.00
419100 FRINGE BENEFITS	\$29,401.38	\$20,714.25	\$22,830.64	\$24,860.89	\$31,684.16
419995 PERSONNEL	\$412,355.52	\$291,490.02	\$329,864.62	\$349,839.83	\$445,856.16
420010 ADVERTISING	\$0.00	\$140.97	\$766.35	\$1,800.00	\$1,000.00
420020 PRINTING	\$0.00	\$0.00	\$0.00	\$0.00	\$0.00
420040 TELEPHONE	\$756.14	\$838.11	\$1,659.23	\$1,770.00	\$1,750.00
420041 E-MAIL/INTERNET	\$5,700.00	\$6,119.81	\$7,180.00	\$8,350.00	\$4,500.00
420050 POSTAGE	\$34.82	\$20.73	\$6.24	\$75.00	\$75.00
420100 COMMUNICATIONS	\$6,490.96	\$7,119.62	\$9,611.82	\$11,995.00	\$7,325.00
421030 CONSULTING	\$27,875.06	\$31,768.09	\$2,865.85	\$19,000.00	\$33,000.00
421100 PROFESSIONAL SRVC	\$27,875.06	\$31,768.09	\$2,865.85	\$19,000.00	\$33,000.00
425030 BUILDING MAINT	\$0.00	\$0.00	\$892.50	\$1,000.00	\$1,000.00
425080 SERVICE CONTRACTS	\$0.00	\$0.00	\$0.00	\$0.00	\$0.00
425090 MAINT SERV CONTRACT	\$62,597.99	\$201,893.72	\$116,159.30	\$177,965.19	\$177,921.19
425099 OTHER CONT MAINT	\$0.00	\$560.00	\$155.50	\$5,000.00	\$5,000.00
425100 MAINT & REPAIRS	\$62,597.99	\$202,453.72	\$117,207.30	\$183,965.19	\$183,921.19
429001 TUITION/TRAINING	\$0.00	\$50.00	\$2,750.00	\$3,100.00	\$7,000.00
429009 ADMIN/TRUSTEE FEE	\$0.00	\$0.00	\$30.45	\$50.00	\$0.00
429015 TRAVEL	\$0.00	\$0.00	\$0.00	\$190.00	\$1,300.00
429017 MEMBERSHIPS	\$0.00	\$0.00	\$0.00	\$400.00	\$400.00
429070 STORAGE	\$0.00	\$0.00	\$4,461.50	\$5,500.00	\$5,500.00
429090 MISC CONTRACTED SRVCS	\$0.00	\$0.00	\$0.00	\$0.00	\$0.00
429100 CONTRACTED SRVC	\$0.00	\$50.00	\$7,241.95	\$9,240.00	\$14,200.00
429995 SERVICES	\$96,964.01	\$241,391.43	\$136,926.92	\$224,200.19	\$238,446.19
430001 EDUCATIONAL	\$0.00	\$0.00	\$0.00	\$0.00	\$0.00
430002 SOFTWARE	\$15,031.00	\$67,197.49	\$73,749.09	\$77,028.84	\$101,632.24
430003 SUBSCRIPTIONS	\$0.00	\$0.00	\$0.00	\$0.00	\$0.00
430008 DATA PROCESSING	\$1,478.07	\$6,911.26	\$3,649.97	\$10,000.00	\$11,610.00
430009 OFFICE	\$124.15	\$0.00	\$150.48	\$886.00	\$886.00
430015 WEB SERVICES	\$0.00	\$0.00	\$1,143.19	\$10,000.00	\$10,000.00
430051 TIRES & BATTERIES	\$0.00	\$0.00	\$0.00	\$0.00	\$0.00
430099 MISC SUPPLIES AND EXP	\$0.00	\$0.00	\$0.00	\$1,000.00	\$0.00
430100 SUPPLIES & EXP	\$16,633.22	\$74,108.75	\$78,692.73	\$98,914.84	\$124,128.24
439015 OFFICE EQUIPMENT	\$0.00	\$19,363.61	\$4,151.20	\$4,500.00	\$4,500.00
439100 MINOR CAPITAL	\$0.00	\$19,363.61	\$4,151.20	\$4,500.00	\$4,500.00
439995 SUPPLIES	\$16,633.22	\$93,472.36	\$82,843.93	\$103,414.84	\$128,628.24
453000 OPERATIONS EQUIPMENT	\$0.00	\$0.00	\$0.00	\$0.00	\$0.00
450100 CAPITAL OUTLAY	\$0.00	\$0.00	\$0.00	\$0.00	\$0.00
453049 LEASE PURCHASE	\$0.00	\$0.00	\$0.00	\$10,500.00	\$35,000.00
453051 EQUIPMENT-DATA PROCESSING	\$0.00	\$68,505.00	\$0.00	\$250,500.00	\$116,000.00
453100 CAPITAL OUTLAY	\$0.00	\$68,505.00	\$0.00	\$261,000.00	\$151,000.00
499995 OTHER	\$0.00	\$68,505.00	\$0.00	\$261,000.00	\$151,000.00
01010116 INFORMATION TECHNOLOGY	\$525,952.75	\$694,858.81	\$549,635.47	\$938,454.86	\$963,930.59

BUREAU OF HUMAN RESOURCES

The Bureau of Human Resources is comprised of two primary functions: Human Resources Administration and Payroll. Human Resources oversees and administers a wide range of centralized personnel services for City Government including, but not limited to: recruitment for management positions; testing, screening, hiring and processing individuals to fill vacant bargaining-unit positions; enforces civil service rules and regulations and administers the promotional processes, where applicable, for the Harrisburg Police, Fire and Non-Uniform Civil Service Commission; unemployment compensation matters; conducts new hire orientation sessions and exit interviews; labor relations matters; benefits administration, including management of health care for active employees and retirees, pension plans, and leave benefits; worker's compensation program; and drug and alcohol testing. The Bureau assists the Business Administrator and the department directors in developing job descriptions for management and bargaining-unit positions.

Payroll is responsible for processing the City's biweekly payroll, maintaining payroll records and managing federal, state and local tax deductions as well as other mandatory payroll deductions and voluntary contributions. Staff is also responsible for ensuring all withholding reporting requirements are met. Staff works closely with all timekeepers to ensure smooth and accurate payroll processing. Staff also effectuates scheduled salary increases for bargaining-unit employees and merit pay increases based on performance evaluations for management personnel.

EXPENDITURE ANALYSIS DETAIL 2016 APPROVED BUDGET

General Fund

0117 Human Resources

Allocation Plan

Position Control

	2015 Adjusted	2016 Approved
PERSONNEL		
Salaries-Mgmt	214,342	227,342
Fringe Benefits	16,397	17,392
TOTAL	230,739	244,734
SERVICES		
Communications	2,850	2,750
Professional Services	6,328	6,700
Utilities	0	0
Insurance	0	0
Rentals	0	0
Maintenance & Repairs	0	0
Contracted Services	36,877	37,925
TOTAL	46,055	47,375
SUPPLIES		
Supplies	2,400	2,300
Minor Capital Equipment	0	0
TOTAL	2,400	2,300
OTHER		
	1,196	1,196
TOTAL APPROPRIATION	280,390	295,605

JOB CLASSIFICATION	2015 Adjusted	2016 Approved	2015 Adjusted	2016 Approved
Director of Human Resources	1	1	60,000	70,000
Personnel Manager	1	1	57,342	57,342
Benefit Admin/ADA Cmpl Officer	1	1	54,000	55,000
Human Resources Generalist	1	1	43,000	45,000
Total Management	4	4	214,342	227,342
FICA			16,397	17,392
Concessions				0
Total Fringe Benefits			16,397	17,392
TOTAL	4	4	230,739	244,734

HUMAN RESOURCES

HUMAN RESOURCES - 0117

EMPLOYEE	POSITION	ANNIV. / D.O.H.	2015 END OF YR SALARY	2016 GRADE/STEP INCREASE	2016 ANNUAL INCREASE	2016 LONG.	2016 SALARY	2016 LUMP SUM	FICA	FRINGE BENEFITS	TOTAL
	DIRECTOR OF HUMAN RESOURCES	11 13 2007	\$ 60,000.00	10,000.00	0.00	0.00	70,000.00	0.00	5,355.00	0.00	75,355.00
	PERSONNEL MANAGER	1 22 1990	\$ 57,342.00	0.00	0.00	0.00	57,342.00	0.00	4,386.66	0.00	61,728.66
	BENEFIT ADMIN/ADA CMPL OFFICER	6 1 2009	\$ 54,000.00	1,000.00	0.00	0.00	55,000.00	0.00	4,207.50	0.00	59,207.50
	HUMAN RESOURCES GENERALIST	9 22 2014	\$ 43,000.00	2,000.00	0.00	0.00	45,000.00	0.00	3,442.50	0.00	48,442.50
4.00	MANAGEMENT TOTALS		214,342.00	13,000.00	0.00	0.00	227,342.00	0.00	17,391.66	0.00	244,733.66
4.00	TOTAL		214,342.00	13,000.00	0.00	0.00	227,342.00	0.00	17,391.66	0.00	244,733.66
TOTAL SALARIES, LUMP SUM, OVERTIME, FICA AND FRINGE BENEFITS							227,342.00	0.00	17,391.66	0.00	244,733.66

NOTE: MEDICAL, SEVERANCE, UNEMPLOYMENT COMPENSATION, AND WORKERS COMPENSATION COSTS ARE REFLECTED IN GENERAL EXPENSES (0188).

2016 Approved Budget

Expenditure Line Item

BUDGET UNIT: 01010117 BUREAU OF HUMAN RESOURCES

Account	2013 Actual	2014 Actual	2015 Actual YTD (12/21)	2015 Adjusted Budget	2016 Approved Budget
414000 SALARIES & WAGES	\$294,591.91	\$219,323.41	\$203,433.10	\$214,341.63	\$227,342.00
414100 SALARIES/WAGES	\$294,591.91	\$219,323.41	\$203,433.10	\$214,341.63	\$227,342.00
419001 SOCIAL SECURITY	\$23,027.20	\$16,778.35	\$15,122.64	\$16,397.13	\$17,391.66
419002 MEDICAL	\$0.00	\$0.00	\$0.00	\$0.00	\$0.00
419019 CONCESSIONS & VACANCIES	\$0.00	\$0.00	\$0.00	\$0.00	\$0.00
419100 FRINGE BENEFITS	\$23,027.20	\$16,778.35	\$15,122.64	\$16,397.13	\$17,391.66
419995 PERSONNEL	\$317,619.11	\$236,101.76	\$218,555.74	\$230,738.76	\$244,733.66
420010 ADVERTISING	\$0.00	\$0.00	\$0.00	\$350.00	\$350.00
420020 PRINTING	\$115.39	\$0.00	\$244.94	\$1,000.00	\$1,200.00
420050 POSTAGE	\$1,865.07	\$831.37	\$990.51	\$1,500.00	\$1,200.00
420100 COMMUNICATIONS	\$1,980.46	\$831.37	\$1,235.45	\$2,850.00	\$2,750.00
421010 LEGAL	\$0.00	\$0.00	\$0.00	\$0.00	\$0.00
421050 OTHER PROFESSIONAL FEES	\$0.00	\$0.00	\$0.00	\$500.00	\$400.00
421051 NON-CDL DRUG/ALC/MED TEST	\$1,032.81	\$1,012.41	\$1,467.45	\$1,783.31	\$1,800.00
421052 CDL DRUG/ALC/MED TESTING	\$2,316.19	\$1,532.09	\$2,762.55	\$3,127.91	\$3,500.00
421053 CREDIT REPORTS	\$605.64	\$600.00	\$685.20	\$916.69	\$1,000.00
421054 CRIMINAL HIST RPTS	\$0.00	\$0.00	\$0.00	\$0.00	\$0.00
421055 CHILD ABUSE HIST CLEARANC	\$0.00	\$0.00	\$0.00	\$0.00	\$0.00
421100 PROFESSIONAL SRVC	\$3,954.64	\$3,144.50	\$4,915.20	\$6,327.91	\$6,700.00
425090 MAINT SERV CONTRACT	\$0.00	\$0.00	\$0.00	\$0.00	\$0.00
425100 MAINT & REPAIRS	\$0.00	\$0.00	\$0.00	\$0.00	\$0.00
429001 TUITION/TRAINING	\$403.08	\$0.00	\$125.00	\$398.09	\$500.00
429009 ADMIN/TRUSTEE FEE	\$0.00	\$79.80	\$0.00	\$119.00	\$75.00
429014 CONTRACTED PERSONNEL SVS.	\$37,603.12	\$30,828.32	\$23,877.18	\$36,000.00	\$37,000.00
429016 CONFERENCES	\$0.00	\$0.00	\$0.00	\$0.00	\$0.00
429017 MEMBERSHIPS	\$180.00	\$0.00	\$0.00	\$360.00	\$350.00
429090 MISC CONTRACTED SRVCS	\$0.00	\$0.00	\$0.00	\$0.00	\$0.00
429100 CONTRACTED SRVC	\$38,186.20	\$30,908.12	\$24,002.18	\$36,877.09	\$37,925.00
429995 SERVICES	\$44,121.30	\$34,883.99	\$30,152.83	\$46,055.00	\$47,375.00
430001 EDUCATIONAL	\$0.00	\$0.00	\$0.00	\$600.00	\$500.00
430002 SOFTWARE	\$0.00	\$0.00	\$0.00	\$500.00	\$500.00
430003 SUBSCRIPTIONS	\$0.00	\$0.00	\$0.00	\$300.00	\$300.00
430006 PHOTOGRAPHY	\$1,217.39	\$252.99	\$0.00	\$500.00	\$500.00
430009 OFFICE	\$154.90	\$234.82	\$0.00	\$500.00	\$500.00
430100 SUPPLIES & EXP	\$1,372.29	\$487.81	\$0.00	\$2,400.00	\$2,300.00
439995 SUPPLIES	\$1,372.29	\$487.81	\$0.00	\$2,400.00	\$2,300.00
453049 LEASE PURCHASE	\$0.00	\$0.00	\$1,095.27	\$1,195.50	\$1,196.00
453100 CAPITAL OUTLAY	\$0.00	\$0.00	\$1,095.27	\$1,195.50	\$1,196.00
499995 OTHER	\$0.00	\$0.00	\$1,095.27	\$1,195.50	\$1,196.00
01010117 HUMAN RESOURCES	\$363,112.70	\$271,473.56	\$249,803.84	\$280,389.26	\$295,604.66

BUREAU OF LICENSING, TAXATION AND CENTRAL SUPPORT

The Tax and Enforcement unit bills and collects mercantile, business privilege, parking, and amusement taxes as well as various license fees for the City and the Harrisburg School District. This unit also administers the dog licensing program and manages all activities associated with the City's burglar and fire alarm program. A civil collection program is in place to collect all delinquent taxes.

The Bureau also includes the Duplication Center which is responsible for the daily handling of incoming and outgoing mail, processing printing jobs for all City departments and the distribution of office supplies.

EXPENDITURE ANALYSIS DETAIL 2016 APPROVED BUDGET

General Fund

0124 Licensing, Taxation and Central Support

Allocation Plan

Position Control

		2015 Adjusted	2016 Approved			2015 Adjusted	2016 Approved	2015 Adjusted	2016 Approved
PERSONNEL				JOB CLASSIFICATION					
	Salaries-Mgmt	60,900	70,000		Tax & Enforcement Administrator	1	1	60,900	70,000
	Salaries-BU	117,227	163,271						
	Overtime	500	0		Total Management	1	1	60,900	70,000
	Fringe Benefits	13,665	17,845						
	TOTAL	192,292	251,116						
SERVICES					Revenue Generalist	1	1	38,308	38,698
	Communications	108,384	133,610		Paralegal	0	1	0	42,380
	Professional Services	6,000	6,000		Administrative Assistant I	1	1	39,473	40,257
	Utilities	0	0		Reproduction Technician II	0	1	0	41,936
	Insurance	0	0		Central Support Assistant II	1	0	39,446	0
	Rentals	0	0		Total Bargaining Unit	3	4	117,227	163,271
	Maintenance & Repairs	31,164	35,971						
	Contracted Services	991	791		Overtime			500	0
	TOTAL	146,539	176,372					13,665	17,845
SUPPLIES					FICA			0	0
	Supplies	36,506	20,500		Concessions				
	Minor Capital Equipment	10,406	7,600		Total Fringe Benefits			13,665	17,845
	TOTAL	46,912	28,100						
OTHER					TOTAL	4	5	192,292	251,116
		1,195	1,095						
	TOTAL APPROPRIATION	386,938	456,683						

BUREAU OF LICENSING, TAXATION AND CENTRAL SUPPORT

Licensing, Taxation and Central Support 0124

<u>EMPLOYEE</u>	<u>POSITION</u>	<u>ANNIV. / D.O.B.</u>	<u>2015 END OF YR SALARY</u>	<u>2016 GRADE/STEP INCREASE</u>	<u>2016 ANNUAL INCREASE</u>	<u>2016 LONG.</u>	<u>2016 SALARY</u>	<u>2016 LUMP SUM</u>	<u>FICA</u>	<u>FRINGE BENEFITS</u>	<u>TOTAL</u>
	TAX & ENFORCEMENT ADMINISTRATOR	10 21 1996	\$ 60,900.00	9,100.00	0.00	0.00	70,000.00	0.00	5,355.00	0.00	75,355.00
1.00	MANAGEMENT TOTALS		60,900.00	9,100.00	0.00	0.00	70,000.00	0.00	5,355.00	0.00	75,355.00
	REPRODUCTION TECHNICIAN II	7 20 1987	\$ 38,680.46	2,025.92	407.06	822.27	41,936.00	0.00	3,208.10	0.00	45,144.10
	ADMINISTRATIVE ASSISTANT I	1 5 2015	\$ 38,680.46	1,177.49	398.58	0.00	40,257.00	0.00	3,079.66	0.00	43,336.66
	PARALEGAL	1 1 2016	\$ -	0.00	0.00	0.00	42,380.31	0.00	3,242.09	0.00	45,622.40
	REVENUE SPECIALIST	7 8 1991	\$ 37,563.65	0.00	375.64	758.79	38,698.00	0.00	2,960.40	0.00	41,658.40
4.00	BARGAINING UNIT TOTALS		114,924.57	3,203.41	1,181.28	1,581.05	163,271.31	0.00	12,490.25	0.00	175,761.56
5.00	TOTAL		175,824.57	12,303.41	1,181.28	1,581.05	233,271.31	0.00	17,845.25	0.00	251,116.00
OVERTIME							0.00	0.00	0.00	0.00	0.00
TOTAL SALARIES, LUMP SUM, OVERTIME, FICA AND FRINGE BENEFITS							233,271.31	0.00	17,845.25	0.00	251,116.00

NOTE: MEDICAL, SEVERANCE, UNEMPLOYMENT COMPENSATION, AND WORKERS COMPENSATION COSTS ARE REFLECTED IN GENERAL EXPENSES (0188).

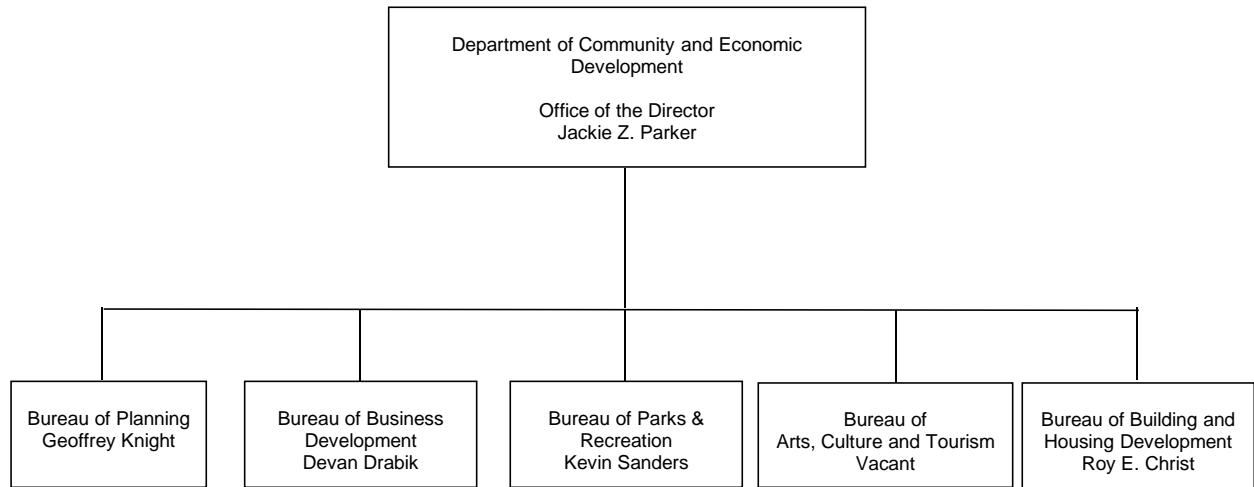
2016 Approved Budget

Expenditure Line Item

BUDGET UNIT: 01010124 BUREAU OF LICENSING, TAXATION & CENTRAL SUPPORT

Account	2013 Actual	2014 Actual	2015 Actual YTD (12/21)	2015 Adjusted Budget	2016 Approved Budget
414000 SALARIES & WAGES	\$351,401.82	\$143,154.80	\$168,531.57	\$178,127.09	\$233,271.31
416000 OVERTIME	\$248.57	\$307.42	\$0.00	\$500.00	\$0.00
414100 SALARIES/WAGES	\$351,650.39	\$143,462.22	\$168,531.57	\$178,627.09	\$233,271.31
419001 SOCIAL SECURITY	\$26,932.65	\$10,974.91	\$12,445.29	\$13,664.72	\$17,845.25
419002 MEDICAL	\$0.00	\$0.00	\$0.00	\$0.00	\$0.00
419019 CONCESSIONS & VACANCIES	\$0.00	\$0.00	\$0.00	\$0.00	\$0.00
419100 FRINGE BENEFITS	\$26,932.65	\$10,974.91	\$12,445.29	\$13,664.72	\$17,845.25
419995 PERSONNEL	\$378,583.04	\$154,437.13	\$180,976.86	\$192,291.81	\$251,116.00
420010 ADVERTISING	\$0.00	\$0.00	\$0.00	\$0.00	\$0.00
420020 PRINTING	\$4,330.20	\$4,371.93	\$3,907.55	\$4,880.00	\$3,150.00
420040 TELEPHONE	\$545.44	\$416.52	\$398.56	\$460.00	\$460.00
420050 POSTAGE	\$126,962.68	\$106,630.23	\$93,863.89	\$103,044.00	\$130,000.00
420100 COMMUNICATIONS	\$131,838.32	\$111,418.68	\$98,170.00	\$108,384.00	\$133,610.00
421010 LEGAL	\$0.00	\$0.00	\$0.00	\$0.00	\$0.00
421040 COLLECTION(OPT & LIENS)	\$3,663.00	\$0.00	\$1,565.88	\$2,000.00	\$2,000.00
421080 FILING FEES	\$871.00	\$0.00	\$1,585.42	\$4,000.00	\$4,000.00
421100 PROFESSIONAL SRVC	\$4,534.00	\$0.00	\$3,151.30	\$6,000.00	\$6,000.00
422080 SEWERAGE MAINT CHARGES	\$0.00	\$157,104.00	\$0.00	\$0.00	\$0.00
422100 UTILITIES & SRVC	\$0.00	\$157,104.00	\$0.00	\$0.00	\$0.00
425090 MAINT SERV CONTRACT	\$49,942.22	\$39,783.25	\$20,608.30	\$31,164.00	\$35,971.00
425100 MAINT & REPAIRS	\$49,942.22	\$39,783.25	\$20,608.30	\$31,164.00	\$35,971.00
429009 ADMIN/TRUSTEE FEE	\$0.00	\$39.90	\$0.00	\$41.10	\$41.00
429016 CONFERENCES	\$150.00	\$250.00	\$241.48	\$400.00	\$400.00
429017 MEMBERSHIPS	\$50.00	\$0.00	\$50.00	\$50.00	\$50.00
429018 PERMITS	\$0.00	\$0.00	\$0.00	\$0.00	\$0.00
429090 MISC CONTRACTED SRVCS	\$943.27	\$500.96	\$418.42	\$500.00	\$300.00
429100 CONTRACTED SRVC	\$1,143.27	\$790.86	\$709.90	\$991.10	\$791.00
429995 SERVICES	\$187,457.81	\$309,096.79	\$122,639.50	\$146,539.10	\$176,372.00
430002 SOFTWARE	\$0.00	\$0.00	\$0.00	\$9,506.00	\$0.00
430003 SUBSCRIPTIONS	\$0.00	\$0.00	\$0.00	\$0.00	\$0.00
430005 DUPLICATING	\$19,995.40	\$15,813.77	\$14,046.41	\$20,000.00	\$14,500.00
430006 PHOTOGRAPHY	\$0.00	\$0.00	\$0.00	\$0.00	\$0.00
430009 OFFICE	\$9,679.34	\$5,209.99	\$5,898.99	\$7,000.00	\$6,000.00
430014 WEARING APPAREL	\$0.00	\$0.00	\$0.00	\$0.00	\$0.00
430099 MISC SUPPLIES AND EXP	\$0.00	\$0.00	\$0.00	\$0.00	\$0.00
430100 SUPPLIES & EXP	\$29,674.74	\$21,023.76	\$19,945.40	\$36,506.00	\$20,500.00
439015 OFFICE EQUIPMENT	\$0.00	\$0.00	\$3,502.30	\$10,406.00	\$7,600.00
439100 MINOR CAPITAL	\$0.00	\$0.00	\$3,502.30	\$10,406.00	\$7,600.00
439995 SUPPLIES	\$29,674.74	\$21,023.76	\$23,447.70	\$46,912.00	\$28,100.00
453000 OPERATIONS EQUIPMENT	\$0.00	\$0.00	\$0.00	\$0.00	\$0.00
450100 CAPITAL OUTLAY	\$0.00	\$0.00	\$0.00	\$0.00	\$0.00
453049 LEASE PURCHASE	\$0.00	\$4,253.77	\$1,095.32	\$1,195.00	\$1,095.00
453100 CAPITAL OUTLAY	\$0.00	\$4,253.77	\$1,095.32	\$1,195.00	\$1,095.00
486000 PYMT OF PRIOR YR EXPEND.	\$0.00	\$0.00	\$0.00	\$0.00	\$0.00
480100 NON-EXP ITEMS	\$0.00	\$0.00	\$0.00	\$0.00	\$0.00
499995 OTHER	\$0.00	\$4,253.77	\$1,095.32	\$1,195.00	\$1,095.00
01010124 HUMAN RESOURCES	\$595,715.59	\$488,811.45	\$328,159.38	\$386,937.91	\$456,683.00

**DEPARTMENT OF COMMUNITY AND
ECONOMIC DEVELOPMENT**



EXPENDITURE ANALYSIS SUMMARY
2016 APPROVED BUDGET

	2013 Actual	2014 Actual	2015 Actual YTD (12/21)	2015 Adjusted Budget	2016 Approved Budget
DEPARTMENT OF COMMUNITY AND ECONOMIC DEVELOPMENT					
<u>0134 OFFICE OF THE DIRECTOR</u>					
Personnel	82,497	0	25,563	26,913	172,323
Services	0	0	0	0	2,500
Supplies	0	0	0	0	0
Other	0	0	0	50,000	52,000
TOTALS	82,497	0	25,563	76,913	226,823
<u>0135 BUREAU OF PLANNING</u>					
Personnel	19,837	63,019	86,824	97,703	93,871
Services	41,094	41,117	183,662	220,557	60,600
Supplies	164	139	135	288	7,800
Other	0	0	0	0	0
TOTALS	61,095	104,275	270,621	318,548	162,271
<u>0139 BUREAU OF BUSINESS DEVELOPMENT</u>					
Personnel	41,453	48,195	42,522	59,208	59,208
Services	2,769	2,327	0	0	3,000
Supplies	5,837	8,572	0	0	750
Other	0	0	0	0	0
TOTALS	50,058	59,094	42,522	59,208	62,958
<u>0180 BUREAU OF PARKS & RECREATION</u>					
Personnel	392,568	377,728	265,398	365,023	435,197
Services	4,917	37,318	40,207	77,510	201,525
Supplies	942	3,259	6,945	11,000	103,900
Other	0	0	1,095	1,195	15,075
TOTALS	398,428	418,304	313,645	454,728	755,697
<u>0181 BUREAU OF ARTS, CULTURE AND TOURISM</u>					
Personnel	0	0	0	3,443	0
Services	0	0	0	0	0
Supplies	0	0	0	0	0
Other	0	0	0	0	0
TOTALS	0	0	0	3,443	0

EXPENDITURE ANALYSIS SUMMARY
2016 APPROVED BUDGET

	2013 Actual	2014 Actual	2015 Actual YTD (12/21)	2015 Adjusted Budget	2016 Approved Budget
TOTAL DEPARTMENT OF COMMUNITY AND ECONOMIC DEVELOPMENT					
Personnel	536,355	488,942	420,307	552,289	760,599
Services	48,780	80,761	223,869	298,067	267,625
Supplies	6,943	11,970	7,080	11,288	112,450
Other	0	0	1,095	51,195	67,075
TOTAL EXPENDITURES	<u>592,078</u>	<u>581,673</u>	<u>652,351</u>	<u>912,839</u>	<u>1,207,749</u>

POSITION ANALYSIS SUMMARY
2016 APPROVED BUDGET

	2013 Actual	2014 Actual	2015 Actual YTD (12/21)	2015 Adjusted Budget	2016 Approved Budget
COMMUNITY AND ECONOMIC DEVELOPMENT					
Office of the Director	1.00	0.00	0.28	0.28	2.80
Planning	1.00	2.00	1.65	1.65	1.60
Business Development	1.00	2.00	1.00	1.00	1.00
Parks & Recreation	4.00	2.00	4.00	4.00	4.00
Arts, Culture and Tourism	0.00	0.00	1.00	1.00	0.00
	<u>7.00</u>	<u>6.00</u>	<u>7.93</u>	<u>7.93</u>	<u>9.40</u>
TOTAL POSITIONS	7.00	6.00	7.93	7.93	9.40

OFFICE OF THE DIRECTOR

The Department of Community and Economic Development works to improve neighborhoods, promote business and residential development, and expand resources available for local projects.

The Director oversees the Bureaus of Planning, Business Development, Housing (Grant Funded), Arts, Culture and Tourism and Parks & Recreation.

The Office of the Director represents the City on numerous boards for planning, transportation, housing, health, and employment. The Office conducts feasibility studies; develops specifications; conducts public bids or requests for proposals; and provides management oversight on such projects as the Market Place Townhomes, Broad Street Market and Maclay Street Apartments.

EXPENDITURE ANALYSIS DETAIL 2016 APPROVED BUDGET

General Fund

0134 Director

Allocation Plan			Position Control					
PERSONNEL	2015	2016	JOB CLASSIFICATION	2015	2016	2015	2016	
	Adjusted	Approved		Adjusted	Approved	Adjusted	Approved	
Salaries-Mgmt	25,000	160,077	Director	0.28	0.80	25,000	72,000	
Fringe Benefits	1,913	12,246	Lerta Administrator	0	1.00	0	38,077	
			Marketing Event Manager	0	1.00	0	50,000	
TOTAL	26,913	172,323	Total Management	0.28	2.80	25,000	160,077	
SERVICES								
	Communications	0	2,500	FICA			1,913	12,246
	Professional Services	0	0	Total Fringe Benefits			1,913	12,246
	Utilities	0	0					
	Insurance	0	0					
	Rentals	0	0	TOTAL	0.28	2.80	26,913	172,323
	Maintenance & Repairs	0	0					
	Contracted Services	0	0					
TOTAL	0	2,500						
SUPPLIES								
Supplies	0	0						
Minor Capital Equipment	0	0						
TOTAL	0	0						
OTHER								
	50,000	52,000						
	TOTAL APPROPRIATION	76,913	226,823					

COMMUNITY AND ECONOMIC DEVELOPMENT

DIRECTOR - 0134

<u>EMPLOYEE</u>	<u>POSITION</u>				2015	2016	2016									
		<u>ANNIV. / D.O.H.</u>			<u>END OF YR SALARY</u>	<u>GRADE/STEP INCREASE</u>	<u>ANNUAL INCREASE</u>	<u>2016 LONG.</u>	<u>2016 SALARY</u>	<u>2016 LUMP SUM</u>	<u>FICA</u>	<u>FRINGE BENEFITS</u>	<u>TOTAL</u>			
		DIRECTOR OF DCED (80%)			1	6	2014	25,200.00	0.00	0.00	0.00	72,000.00	0.00	5,508.00	0.00	77,508.00
		LERTA ADMINISTRATOR			1	1	2015	-	0.00	0.00	0.00	38,076.92	0.00	2,912.88	0.00	40,989.80
		MARKETING EVENT MANAGER			1	6	2016	-	0.00	0.00	0.00	50,000.00	0.00	3,825.00	0.00	53,825.00
1.80	MANAGEMENT TOTALS							25,200.00	0.00	0.00	0.00	160,076.92	0.00	12,245.88	0.00	172,322.80
1.80	TOTAL							25,200.00	0.00	0.00	0.00	160,076.92	0.00	12,245.88	0.00	172,322.80
TOTAL SALARIES, OVERTIME, FICA AND FRINGE BENEFITS												160,076.92	0.00	12,245.88	0.00	172,322.80

NOTE: MEDICAL, SEVERANCE, UNEMPLOYMENT COMPENSATION, AND WORKERS COMPENSATION COSTS ARE REFLECTED IN GENERAL EXPENSES (0188).

2016 Approved Budget

Expenditure Line Item

BUDGET UNIT: 01030134 OFFICE OF DCED DIRECTOR

Account	2013 Actual	2014 Actual	2015 Actual YTD (12/21)	2015 Adjusted Budget	2016 Approved Budget
414000 SALARIES & WAGES	\$76,530.00	\$0.00	\$23,746.14	\$25,000.00	\$160,076.92
414100 SALARIES/WAGES	\$76,530.00	\$0.00	\$23,746.14	\$25,000.00	\$160,076.92
419001 SOCIAL SECURITY	\$5,967.00	\$0.00	\$1,816.44	\$1,912.50	\$12,245.88
419002 MEDICAL	\$0.00	\$0.00	\$0.00	\$0.00	\$0.00
419100 FRINGE BENEFITS	\$5,967.00	\$0.00	\$1,816.44	\$1,912.50	\$12,245.88
419995 PERSONNEL	\$82,497.00	\$0.00	\$25,562.58	\$26,912.50	\$172,322.80
420010 ADVERTISING	\$0.00	\$0.00	\$0.00	\$0.00	\$2,000.00
420050 POSTAGE	\$0.00	\$0.00	\$0.00	\$0.00	\$500.00
420100 COMMUNICATIONS	\$0.00	\$0.00	\$0.00	\$0.00	\$2,500.00
429009 ADMIN/TRUSTEE FEE	\$0.00	\$0.00	\$0.00	\$0.00	\$0.00
429016 CONFERENCES	\$0.00	\$0.00	\$0.00	\$0.00	\$0.00
429017 MEMBERSHIPS	\$0.00	\$0.00	\$0.00	\$0.00	\$0.00
429087 MARKETING/PROMOTION ACT	\$0.00	\$0.00	\$0.00	\$0.00	\$0.00
429100 CONTRACTED SRVC	\$0.00	\$0.00	\$0.00	\$0.00	\$0.00
429995 SERVICES	\$0.00	\$0.00	\$0.00	\$0.00	\$2,500.00
430099 MISC SUPPLIES AND EXP	\$0.00	\$0.00	\$0.00	\$0.00	\$500.00
430100 SUPPLIES & EXP	\$0.00	\$0.00	\$0.00	\$0.00	\$500.00
439015 OFFICE EQUIPMENT	\$0.00	\$0.00	\$0.00	\$0.00	\$1,500.00
439100 MINOR CAPITAL	\$0.00	\$0.00	\$0.00	\$0.00	\$1,500.00
439995 SUPPLIES	\$0.00	\$0.00	\$0.00	\$0.00	\$2,000.00
464005 WALK TO WORK PROGRAM	\$0.00	\$0.00	\$0.00	\$50,000.00	\$50,000.00
460100 SUBSIDIES & GRANTS	\$0.00	\$0.00	\$0.00	\$50,000.00	\$50,000.00
499995 OTHER	\$0.00	\$0.00	\$0.00	\$50,000.00	\$50,000.00
01030134 DCED DIRECTOR	\$82,497.00	\$0.00	\$25,562.58	\$76,912.50	\$226,822.80

BUREAU OF PLANNING

The Bureau of Planning promotes development and reinvestment in the City of Harrisburg in order to preserve neighborhoods while fostering economic development. The Planning Bureau reviews development proposals to insure that new development is consistent with the City's Comprehensive Plan as well as the Zoning Code and the Subdivision and Land Development Code. The Planning Bureau provides staff support to three citizen land use boards: the Harrisburg Planning Commission, the Zoning Hearing Board, and the Harrisburg Architectural Review Board (HARB).

In addition to its core responsibilities of current and long-range planning, the Bureau is also the primary contact for Census preparation efforts as well as land development review, architectural compliance, and assistance in the preparation of maps to support planning efforts.

The Planning Bureau's most significant project is the completion of the new Zoning Code for the City of Harrisburg and completion of the Historic District Design and Preservation Guide. The Bureau is also assisting with the completion of a revised City Comprehensive Plan.

EXPENDITURE ANALYSIS DETAIL 2016 APPROVED BUDGET

General Fund

0135 Planning

Allocation Plan

Position Control

		2015	2016			2015	2016	2015	2016
		Adjusted	Approved			Adjusted	Approved	Adjusted	Approved
PERSONNEL				JOB CLASSIFICATION					
	Salaries-Mgmt	90,760	87,200		Director of Planning (80%)	0.65	0.80	45,760	48,000
	Fringe Benefits	6,943	6,671		Planning/Zoning Officer (80%)	1.00	0.80	45,000	39,200
	TOTAL	97,703	93,871		Total Management	1.65	1.60	90,760	87,200
SERVICES									
	Communications	18,894	19,000		FICA			6,943	6,671
	Professional Services	201,350	41,400		Concessions			0	0
	Utilities	0	0		Total Fringe Benefits			6,943	6,671
	Insurance	0	0						
	Rentals	0	0		TOTAL	1.65	1.60	97,703	93,871
	Maintenance & Repairs	0	0						
	Contracted Services	313	200						
	TOTAL	220,557	60,600						
SUPPLIES									
	Supplies	288	7,800						
	Minor Capital Equipment	0	0						
	TOTAL	288	7,800						
OTHER									
		0	0						
	TOTAL APPROPRIATION	318,548	162,271						

COMMUNITY AND ECONOMIC DEVELOPMENT

PLANNING - 0135

<u>EMPLOYEE</u>	<u>POSITION</u>	<u>ANNIV. / D.O.H.</u>	<u>2015 END OF YR SALARY</u>	<u>2016 GRADE/STEP INCREASE</u>	<u>2016 ANNUAL INCREASE</u>	<u>2016 LONG.</u>	<u>2016 SALARY</u>	<u>2016 LUMP SUM</u>	<u>FICA</u>	<u>FRINGE BENEFITS</u>	<u>TOTAL</u>
	DIRECTOR OF PLANNING (80%)	12 17 2012	39,000.00	0.00	0.00	0.00	48,000.00	0.00	3,672.00	0.00	51,672.00
	CURRENT PLANNER/ZONING OFFICER (80%)	8 11 2014	36,000.00	3,200.00	0.00	0.00	39,200.00	0.00	2,998.80	0.00	42,198.80
1.60	MANAGEMENT TOTALS		75,000.00	3,200.00	0.00	0.00	87,200.00	0.00	6,670.80	0.00	93,870.80
1.60	TOTAL		75,000.00	3,200.00	0.00	0.00	87,200.00	0.00	6,670.80	0.00	93,870.80
TOTAL SALARIES, OVERTIME, FICA AND FRINGE BENEFITS							87,200.00	0.00	6,670.80	0.00	93,870.80

NOTE: MEDICAL, SEVERANCE, UNEMPLOYMENT COMPENSATION, AND WORKERS COMPENSATION COSTS ARE REFLECTED IN GENERAL EXPENSES (0188).

2016 Approved Budget

Expenditure Line Item

BUDGET UNIT: 01030135 BUREAU OF PLANNING

Account	2013 Actual	2014 Actual	2015 Actual YTD (12/21)	2015 Adjusted Budget	2016 Approved Budget
414000 SALARIES & WAGES	\$18,404.02	\$58,540.42	\$80,769.25	\$90,760.00	\$87,200.00
414100 SALARIES/WAGES	\$18,404.02	\$58,540.42	\$80,769.25	\$90,760.00	\$87,200.00
419001 SOCIAL SECURITY	\$1,432.80	\$4,478.40	\$6,055.00	\$6,943.14	\$6,670.80
419002 MEDICAL	\$0.00	\$0.00	\$0.00	\$0.00	\$0.00
419019 CONCESSIONS & VACANCIES	\$0.00	\$0.00	\$0.00	\$0.00	\$0.00
419100 FRINGE BENEFITS	\$1,432.80	\$4,478.40	\$6,055.00	\$6,943.14	\$6,670.80
419995 PERSONNEL	\$19,836.82	\$63,018.82	\$86,824.25	\$97,703.14	\$93,870.80
420010 ADVERTISING	\$13,457.84	\$11,175.28	\$14,924.78	\$15,893.66	\$15,000.00
420020 PRINTING	\$0.00	\$806.68	\$0.00	\$2,500.00	\$3,000.00
420030 PHOTOGRAPHY	\$0.00	\$0.00	\$0.00	\$0.00	\$0.00
420050 POSTAGE	\$260.93	\$114.87	\$461.49	\$500.00	\$1,000.00
420100 COMMUNICATIONS	\$13,718.77	\$12,096.83	\$15,386.27	\$18,893.66	\$19,000.00
421010 LEGAL	\$24,794.83	\$28,000.00	\$21,147.36	\$24,000.00	\$24,000.00
421020 AUDIT	\$0.00	\$0.00	\$0.00	\$0.00	\$0.00
421030 CONSULTING	\$0.00	\$0.00	\$145,000.00	\$175,000.00	\$15,000.00
421050 OTHER PROFESSIONAL FEES	\$1,200.00	\$0.00	\$0.00	\$0.00	\$0.00
421060 STENOGRAPHER	\$1,380.00	\$1,020.00	\$1,879.95	\$2,350.00	\$2,400.00
421100 PROFESSIONAL SRVC	\$27,374.83	\$29,020.00	\$168,027.31	\$201,350.00	\$41,400.00
425090 MAINT SERV CONTRACT	\$0.00	\$0.00	\$0.00	\$0.00	\$0.00
425100 MAINT & REPAIRS	\$0.00	\$0.00	\$0.00	\$0.00	\$0.00
429009 ADMIN/TRUSTEE FEE	\$0.00	\$0.00	\$0.00	\$0.00	\$0.00
429015 TRAVEL	\$0.00	\$0.00	\$0.00	\$0.00	\$0.00
429016 CONFERENCES	\$0.00	\$0.00	\$118.00	\$118.00	\$0.00
429017 MEMBERSHIPS	\$0.00	\$0.00	\$130.00	\$195.00	\$200.00
429100 CONTRACTED SRVC	\$0.00	\$0.00	\$248.00	\$313.00	\$200.00
429995 SERVICES	\$41,093.60	\$41,116.83	\$183,661.58	\$220,556.66	\$60,600.00
430001 EDUCATIONAL	\$0.00	\$0.00	\$0.00	\$0.00	\$2,000.00
430002 SOFTWARE	\$0.00	\$0.00	\$0.00	\$0.00	\$0.00
430003 SUBSCRIPTIONS	\$0.00	\$0.00	\$0.00	\$0.00	\$0.00
430004 AUDIO-VISUAL	\$0.00	\$0.00	\$0.00	\$0.00	\$0.00
430006 PHOTOGRAPHY	\$0.00	\$0.00	\$0.00	\$0.00	\$0.00
430008 DATA PROCESSING	\$0.00	\$0.00	\$0.00	\$0.00	\$0.00
430009 OFFICE	\$164.49	\$138.95	\$135.00	\$288.34	\$5,800.00
430030 SNOW CONTROL	\$0.00	\$0.00	\$0.00	\$0.00	\$0.00
430100 SUPPLIES & EXP	\$164.49	\$138.95	\$135.00	\$288.34	\$7,800.00
439015 OFFICE EQUIPMENT	\$0.00	\$0.00	\$0.00	\$0.00	\$0.00
439030 VEHICULAR EQUIPMENT	\$0.00	\$0.00	\$0.00	\$0.00	\$0.00
439100 MINOR CAPITAL	\$0.00	\$0.00	\$0.00	\$0.00	\$0.00
439995 SUPPLIES	\$164.49	\$138.95	\$135.00	\$288.34	\$7,800.00
01030135 PLANNING	\$61,094.91	\$104,274.60	\$270,620.83	\$318,548.14	\$162,270.80

BUREAU OF BUSINESS DEVELOPMENT

The Bureau of Business Development's goal is to provide safe, healthy neighborhoods, create thriving commercial corridors, increase economic vitality in underserved areas, and assist, promote and encourage job creation, industrial activity, and entrepreneurship within the City.

EXPENDITURE ANALYSIS DETAIL 2016 APPROVED BUDGET

General Fund

0139 Business Development

Allocation Plan

Position Control

PERSONNEL	2015	2016	JOB CLASSIFICATION	2015	2016	2015	2016
	Adjusted	Approved		Adjusted	Approved	Adjusted	Approved
Salaries-Mgmt	55,000	55,000	Director of Business Devel.	1	1	55,000	55,000
Fringe Benefits	4,208	4,208					
TOTAL	59,208	59,208	Total Management	1	1	55,000	55,000
SERVICES							
Communications	0	3,000	FICA			4,208	4,208
Professional Services	0	0	Concessions			0	0
Utilities	0	0	Total Fringe Benefits			4,208	4,208
Insurance	0	0					
Rentals	0	0	TOTAL	1	1	59,208	59,208
Maintenance & Repairs	0	0					
Contracted Services	0	0					
TOTAL	0	3,000					
SUPPLIES							
Supplies	0	750					
Minor Capital Equipment	0	0					
TOTAL	0	750					
OTHER							
	0	0					
TOTAL APPROPRIATION	59,208	62,958					

COMMUNITY AND ECONOMIC DEVELOPMENT

BUREAU OF BUSINESS DEVELOPMENT - 0139

<u>EMPLOYEE</u>	<u>POSITION</u>	<u>ANNIV. / D.O.H.</u>	<u>2015 END OF YR SALARY</u>	<u>2016 GRADE/STEP INCREASE</u>	<u>2016 ANNUAL INCREASE</u>	<u>2016 LONG.</u>	<u>2016 SALARY</u>	<u>2016 LUMP SUM</u>	<u>FICA</u>	<u>FRINGE BENEFITS</u>	<u>TOTAL</u>
	DIRECTOR OF BUSINESS DEVELOPMENT	3 23 2015	\$ 55,000.00	0.00	0.00	0.00	55,000.00	0.00	4,207.50	0.00	59,207.50
1.00	MANAGEMENT TOTALS		55,000.00	0.00	0.00	0.00	55,000.00	0.00	4,207.50	0.00	59,207.50
1.00	TOTAL		55,000.00	0.00	0.00	0.00	55,000.00	0.00	4,207.50	0.00	59,207.50
TOTAL SALARIES, LUMP SUM, OVERTIME, FICA AND FRINGE BENEFITS							55,000.00	0.00	4,207.50	0.00	59,207.50

NOTE: MEDICAL, SEVERANCE, UNEMPLOYMENT COMPENSATION, AND WORKERS COMPENSATION COSTS ARE REFLECTED IN GENERAL EXPENSES (0188).

2016 Approved Budget

Expenditure Line Item

BUDGET UNIT: 01030139 BUREAU OF BUSINESS DEVELOPMENT

Account	2013 Actual	2014 Actual	2015 Actual YTD (12/21)	2015 Adjusted Budget	2016 Approved Budget
414000 SALARIES & WAGES	\$38,392.52	\$44,770.33	\$39,557.79	\$55,000.00	\$55,000.00
414100 SALARIES/WAGES	\$38,392.52	\$44,770.33	\$39,557.79	\$55,000.00	\$55,000.00
419001 SOCIAL SECURITY	\$3,060.20	\$3,424.87	\$2,964.66	\$4,207.50	\$4,207.50
419002 MEDICAL	\$0.00	\$0.00	\$0.00	\$0.00	\$0.00
419019 CONCESSIONS & VACANCIES	\$0.00	\$0.00	\$0.00	\$0.00	\$0.00
419100 FRINGE BENEFITS	\$3,060.20	\$3,424.87	\$2,964.66	\$4,207.50	\$4,207.50
419995 PERSONNEL	\$41,452.72	\$48,195.20	\$42,522.45	\$59,207.50	\$59,207.50
420010 ADVERTISING	\$0.00	\$0.00	\$0.00	\$0.00	\$1,500.00
420020 PRINTING	\$0.00	\$0.00	\$0.00	\$0.00	\$1,500.00
420040 TELEPHONE	\$0.00	\$1,067.23	\$0.00	\$0.00	\$0.00
420050 POSTAGE	\$0.00	\$5.97	\$0.00	\$0.00	\$0.00
420100 COMMUNICATIONS	\$0.00	\$1,073.20	\$0.00	\$0.00	\$3,000.00
421010 LEGAL	\$0.00	\$0.00	\$0.00	\$0.00	\$0.00
421020 AUDIT	\$0.00	\$0.00	\$0.00	\$0.00	\$0.00
421030 CONSULTING	\$0.00	\$0.00	\$0.00	\$0.00	\$0.00
421050 OTHER PROFESSIONAL FEES	\$0.00	\$0.00	\$0.00	\$0.00	\$0.00
421080 FILING FEES	\$156.00	\$0.00	\$0.00	\$0.00	\$0.00
421100 PROFESSIONAL SRVC	\$156.00	\$0.00	\$0.00	\$0.00	\$0.00
424040 REAL ESTATE	\$0.00	\$0.00	\$0.00	\$0.00	\$0.00
424050 OFFICE EQUIPMENT	\$0.00	\$0.00	\$0.00	\$0.00	\$0.00
424100 RENTALS	\$0.00	\$0.00	\$0.00	\$0.00	\$0.00
425090 MAINT SERV CONTRACT	\$0.00	\$94.59	\$0.00	\$0.00	\$0.00
425100 MAINT & REPAIRS	\$0.00	\$94.59	\$0.00	\$0.00	\$0.00
429001 TUITION/TRAINING	\$0.00	\$0.00	\$0.00	\$0.00	\$0.00
429009 ADMIN/TRUSTEE FEE	\$0.00	\$0.00	\$0.00	\$0.00	\$0.00
429014 CONTRACTED PERSONNEL SVS.	\$0.00	\$0.00	\$0.00	\$0.00	\$0.00
429015 TRAVEL	\$0.00	\$0.00	\$0.00	\$0.00	\$0.00
429016 CONFERENCES	\$0.00	\$0.00	\$0.00	\$0.00	\$0.00
429017 MEMBERSHIPS	\$0.00	\$0.00	\$0.00	\$0.00	\$0.00
429090 MISC CONTRACTED SRVCS	\$684.00	\$1,158.81	\$0.00	\$0.00	\$0.00
429092 MISC CONTRACTED SRVCS M-M	\$1,928.50	\$0.00	\$0.00	\$0.00	\$0.00
429095 BANK SERV CHARGES	\$0.00	\$0.00	\$0.00	\$0.00	\$0.00
429100 CONTRACTED SRVC	\$2,612.50	\$1,158.81	\$0.00	\$0.00	\$0.00
429995 SERVICES	\$2,768.50	\$2,326.60	\$0.00	\$0.00	\$3,000.00
430002 SOFTWARE	\$0.00	\$0.00	\$0.00	\$0.00	\$0.00
430003 SUBSCRIPTIONS	\$0.00	\$635.00	\$0.00	\$0.00	\$0.00
430004 AUDIO-VISUAL	\$236.50	\$1,649.98	\$0.00	\$0.00	\$0.00
430006 PHOTOGRAPHY	\$0.00	\$0.00	\$0.00	\$0.00	\$0.00
430008 DATA PROCESSING	\$0.00	\$0.00	\$0.00	\$0.00	\$0.00
430009 OFFICE	\$846.95	\$0.00	\$0.00	\$0.00	\$0.00
430036 BLDG CONSTRUCTION	\$0.00	\$0.00	\$0.00	\$0.00	\$0.00
430042 TOOLS & HARDWARE	\$0.00	\$0.00	\$0.00	\$0.00	\$0.00
430099 MISC SUPPLIES AND EXP	\$4,753.25	\$2,415.58	\$0.00	\$0.00	\$750.00
430100 SUPPLIES & EXP	\$5,836.70	\$4,700.56	\$0.00	\$0.00	\$750.00
439015 OFFICE EQUIPMENT	\$0.00	\$3,871.33	\$0.00	\$0.00	\$0.00
439100 MINOR CAPITAL	\$0.00	\$3,871.33	\$0.00	\$0.00	\$0.00
439995 SUPPLIES	\$5,836.70	\$8,571.89	\$0.00	\$0.00	\$750.00
453000 OPERATIONS EQUIPMENT	\$0.00	\$0.00	\$0.00	\$0.00	\$0.00
450100 CAPITAL OUTLAY	\$0.00	\$0.00	\$0.00	\$0.00	\$0.00
453049 LEASE PURCHASE	\$0.00	\$0.00	\$0.00	\$0.00	\$0.00
453100 CAPITAL OUTLAY	\$0.00	\$0.00	\$0.00	\$0.00	\$0.00
499995 OTHER	\$0.00	\$0.00	\$0.00	\$0.00	\$0.00
01030139 BUSINESS DEVELOPMENT	\$50,057.92	\$59,093.69	\$42,522.45	\$59,207.50	\$62,957.50

BUREAU OF PARKS & RECREATION

The Bureau of Parks & Recreation provides quality leisure time programming and services to individuals of all ages with an emphasis on youth. The Bureau acts as stewards of the City's recreational and horticultural resources including parks, playgrounds, green spaces, and related facilities.

EXPENDITURE ANALYSIS DETAIL
2016 APPROVED BUDGET

General Fund

0180 Parks & Recreation

Allocation Plan

Position Control

	2015	2016
PERSONNEL	Adjusted	Approved
Salaries-Mgmt	48,000	79,231
Salaries-BU	117,083	115,040
Temporary Employees	164,000	200,000
Overtime	10,000	10,000
Fringe Benefits	25,940	30,927
TOTAL	365,023	435,197
SERVICES		
Communications	6,730	7,500
Professional Services	0	0
Utilities	0	0
Insurance	0	0
Rentals	500	40,000
Maintenance & Repairs	2,565	81,500
Contracted Services	67,715	72,525
TOTAL	77,510	201,525
SUPPLIES		
Supplies	11,000	103,900
Minor Capital Equipment	0	0
TOTAL	11,000	103,900
OTHER		
	1,195	15,075
TOTAL APPROPRIATION	454,728	755,697

JOB CLASSIFICATION	2015	2016	2015	2016
	Adjusted	Approved	Adjusted	Approved
Director of Parks & Recreation	1	1	48,000	55,000
Pool Manager	0	1	0	24,231
Reallocation				
Total Management	1	1	48,000	79,231
Park Ranger	1	1	36,536	34,906
Parks & Rec. Secretary I	1	1	39,063	36,902
Parks and Recreation Assistant	1	1	41,484	43,232
Total Bargaining Unit	3	3	117,083	115,040
Temporary Employees			164,000	200,000
Overtime			10,000	10,000
FICA			25,940	30,927
Concessions			0	0
Total Fringe Benefits			25,940	30,927
TOTAL	4	4	365,023	435,197

COMMUNITY AND ECONOMIC DEVELOPMENT

BUREAU OF PARKS AND RECREATION - 0180

<u>EMPLOYEE</u>	<u>POSITION</u>	<u>ANNIV. /</u>			<u>2015</u>	<u>2016</u>	<u>2016</u>	<u>2016</u>	<u>2016</u>	<u>2016</u>	<u>2016</u>	<u>FRINGE</u>	<u>TOTAL</u>
		<u>D.O.H.</u>	<u>END OF YR</u>	<u>GRADE/STEP</u>	<u>ANNUAL</u>	<u>INCREASE</u>	<u>INCREASE</u>	<u>LONG.</u>	<u>SALARY</u>	<u>LUMP SUM</u>	<u>FICA</u>	<u>BENEFITS</u>	
	DIRECTOR OF PARKS & RECREATION	10	6	2014	\$ 48,000.00	7,000.00	0.00	0.00	55,000.00	0.00	4,207.50	0.00	59,207.50
	POOL MANAGER	1	1	2016	\$ -	0.00	0.00	0.00	24,230.77	0.00	1,853.65	0.00	26,084.42
2.00	MANAGEMENT TOTALS				48,000.00	7,000.00	0.00	0.00	79,230.77	0.00	6,061.15	0.00	85,291.92
	PARKS AND RECREATION SECRETARY I	4	20	2015	\$ 36,536.19	0.00	365.36	0.00	36,902.00	0.00	2,823.00	0.00	39,725.00
	PARK RANGER	8	17	2015	\$ 29,376.12	5,184.02	345.60	0.00	34,906.00	0.00	2,670.31	0.00	37,576.31
	PARKS AND RECREATION ASSISTANT	6	2	2000	\$ 41,076.97	1,303.34	423.80	428.04	43,232.00	0.00	3,307.25	0.00	46,539.25
3.00	BARGAINING UNIT TOTALS				106,989.28	6,487.36	1,134.77	428.04	115,040.00	0.00	8,800.56	0.00	123,840.56
5.00	TOTAL				154,989.28	13,487.36	1,134.77	428.04	194,270.77	0.00	14,861.71	0.00	209,132.48
	VARIOUS POSITIONS - MAINT. & REC. PROGRAMS				\$ -	0.00	0.00	0.00	200,000.00	0.00	15,300.00	0.00	215,300.00
OVERTIME									10,000.00	0.00	765.00	0.00	10,765.00
TOTAL SALARIES, LUMP SUM, OVERTIME, FICA AND FRINGE BENEFITS									404,270.77	0.00	30,926.71	0.00	435,197.48

NOTE: MEDICAL, SEVERANCE, UNEMPLOYMENT COMPENSATION, AND WORKERS COMPENSATION COSTS ARE REFLECTED IN GENERAL EXPENSES (0188).

2016 Approved Budget

Expenditure Line Item

BUDGET UNIT: 01080180 BUREAU OF PARKS & RECREATION

Account	2013 Actual	2014 Actual	2015 Actual YTD (12/21)	2015 Adjusted Budget	2016 Approved Budget
414000 SALARIES & WAGES	\$196,727.53	\$154,909.47	\$134,605.75	\$165,083.31	\$194,270.77
415000 TEMPORARY	\$158,205.40	\$168,689.00	\$111,977.00	\$164,000.00	\$200,000.00
416000 OVERTIME	\$9,505.88	\$27,279.18	\$163.09	\$10,000.00	\$10,000.00
414100 SALARIES/WAGES	\$364,438.81	\$350,877.65	\$246,745.84	\$339,083.31	\$404,270.77
419001 SOCIAL SECURITY	\$28,129.29	\$26,849.89	\$18,651.70	\$25,939.87	\$30,926.71
419002 MEDICAL	\$0.00	\$0.00	\$0.00	\$0.00	\$0.00
419019 CONCESSIONS & VACANCIES	\$0.00	\$0.00	\$0.00	\$0.00	\$0.00
419100 FRINGE BENEFITS	\$28,129.29	\$26,849.89	\$18,651.70	\$25,939.87	\$30,926.71
419995 PERSONNEL	\$392,568.10	\$377,727.54	\$265,397.54	\$365,023.18	\$435,197.48
420010 ADVERTISING	\$0.00	\$1,951.81	\$662.44	\$1,804.26	\$2,500.00
420040 TELEPHONE	\$3,184.34	\$3,223.18	\$3,103.84	\$3,285.00	\$4,000.00
420050 POSTAGE	\$466.33	\$433.19	\$1,640.74	\$1,640.74	\$1,000.00
420100 COMMUNICATIONS	\$3,650.67	\$5,608.18	\$5,407.02	\$6,730.00	\$7,500.00
421030 CONSULTING	\$0.00	\$0.00	\$0.00	\$0.00	\$0.00
421100 PROFESSIONAL SRVC	\$0.00	\$0.00	\$0.00	\$0.00	\$0.00
422020 ELECTRICITY	\$0.00	\$0.00	\$0.00	\$0.00	\$0.00
422100 UTILITIES & SRVC	\$0.00	\$0.00	\$0.00	\$0.00	\$0.00
424060 OTHER RENTALS	\$0.00	\$0.00	\$0.00	\$500.00	\$40,000.00
424100 RENTALS	\$0.00	\$0.00	\$0.00	\$500.00	\$40,000.00
425031 POOLS/RECREATIONAL EQUIP	\$0.00	\$0.00	\$0.00	\$0.00	\$80,000.00
425080 SERVICE CONTRACTS	\$296.78	\$0.00	\$424.80	\$1,375.00	\$1,500.00
425090 MAINT SERV CONTRACT	\$0.00	\$0.00	\$0.00	\$1,190.00	\$0.00
425100 MAINT & REPAIRS	\$296.78	\$0.00	\$424.80	\$2,565.00	\$81,500.00
429001 TUITION/TRAINING	\$0.00	\$37.85	\$0.00	\$0.00	\$1,000.00
429009 ADMIN/TRUSTEE FEE	\$0.00	\$120.90	\$60.90	\$100.00	\$100.00
429014 CONTRACTED PERSONNEL SVS.	\$970.00	\$0.00	\$0.00	\$0.00	\$0.00
429090 MISC CONTRACTED SRVCS	\$0.00	\$31,550.83	\$34,314.60	\$67,615.00	\$71,425.00
429100 CONTRACTED SRVC	\$970.00	\$31,709.58	\$34,375.50	\$67,715.00	\$72,525.00
429995 SERVICES	\$4,917.45	\$37,317.76	\$40,207.32	\$77,510.00	\$201,525.00
430009 OFFICE	\$942.24	\$3,259.17	\$929.88	\$2,000.00	\$3,000.00
430037 CHEMICALS	\$0.00	\$0.00	\$0.00	\$0.00	\$41,500.00
430041 PLAYGROUND	\$0.00	\$0.00	\$0.00	\$0.00	\$39,400.00
430099 MISC SUPPLIES AND EXP	\$0.00	\$0.00	\$6,015.46	\$9,000.00	\$20,000.00
430100 SUPPLIES & EXP	\$942.24	\$3,259.17	\$6,945.34	\$11,000.00	\$103,900.00
439995 SUPPLIES	\$942.24	\$3,259.17	\$6,945.34	\$11,000.00	\$103,900.00
453049 LEASE PURCHASE	\$0.00	\$0.00	\$1,095.27	\$1,195.00	\$1,200.00
453100 CAPITAL OUTLAY	\$0.00	\$0.00	\$1,095.27	\$1,195.00	\$1,200.00
452000 BUILDINGS AND STRUCTURES	\$0.00	\$0.00	\$0.00	\$0.00	\$13,875.00
462000 GRANTS TO LOCAL UNITS	\$0.00	\$0.00	\$0.00	\$0.00	\$0.00
460100 SUBSIDIES & GRANTS	\$0.00	\$0.00	\$0.00	\$0.00	\$13,875.00
499995 OTHER	\$0.00	\$0.00	\$1,095.27	\$1,195.00	\$15,075.00
01080180 PARKS & RECREATION	\$398,427.79	\$418,304.47	\$313,645.47	\$454,728.18	\$755,697.48

BUREAU OF ARTS, CULTURE & TOURISM

The Bureau of Arts, Culture and Tourism aims to improve the quality of life in Harrisburg and support the economic development of the City by assisting, promoting and encouraging artists, arts & cultural organizations and events, as well as preserving the City's diverse cultural and historical heritage.

EXPENDITURE ANALYSIS DETAIL 2016 APPROVED BUDGET

General Fund

0181 Bureau of Arts, Culture & Tourism

Allocation Plan

Position Control

		2015 Adjusted	2016 Approved			2015 Adjusted	2016 Approved	2015 Adjusted	2016 Approved
PERSONNEL				JOB CLASSIFICATION					
	Salaries-Mgmt	0	0		Lerta Administrator	1	0	45,000	0
	Fringe Benefits	3,443	0		Reallocation			(45,000)	0
	TOTAL	3,443	0		Total Management	1	0	0	0
SERVICES					FICA			3,443	0
	Communications	0	0		Total Fringe Benefits			3,443	0
	Professional Services	0	0						
	Utilities	0	0		TOTAL	1	0	3,443	0
	Insurance	0	0						
	Rentals	0	0						
	Maintenance & Repairs	0	0						
	Contracted Services	0	0						
	TOTAL	0	0						
SUPPLIES									
	Supplies	0	0						
	Minor Capital Equipment	0	0						
	TOTAL	0	0						
OTHER									
		0	0						
	TOTAL APPROPRIATION	3,443	0						

COMMUNITY AND ECONOMIC DEVELOPMENT

BUREAU OF ARTS, CULTURE AND TOURISM - 0181

<u>EMPLOYEE</u>	<u>POSITION</u>	<u>ANNIV. / D.O.H.</u>	<u>2015 END OF YR SALARY</u>	<u>2016 GRADE/STEP INCREASE</u>	<u>2016 ANNUAL INCREASE</u>	<u>2016 LONG.</u>	<u>2016 SALARY</u>	<u>2016 LUMP SUM</u>	<u>FICA</u>	<u>FRINGE BENEFITS</u>	<u>TOTAL</u>
	LERTA ADMINISTRATOR	1 1 2015	\$ 45,000.00	0.00	0.00	0.00	0.00		0.00	0.00	0.00
1.00	MANAGEMENT TOTALS		45,000.00	0.00	0.00	0.00	0.00	0.00	0.00	0.00	0.00
1.00	TOTAL		45,000.00	0.00	0.00	0.00	0.00	0.00	0.00	0.00	0.00
TOTAL SALARIES, LUMP SUM, OVERTIME, FICA AND FRINGE BENEFITS							0.00	0.00	0.00	0.00	0.00

NOTE: MEDICAL, SEVERANCE, UNEMPLOYMENT COMPENSATION, AND WORKERS COMPENSATION COSTS ARE REFLECTED IN GENERAL EXPENSES (0188).

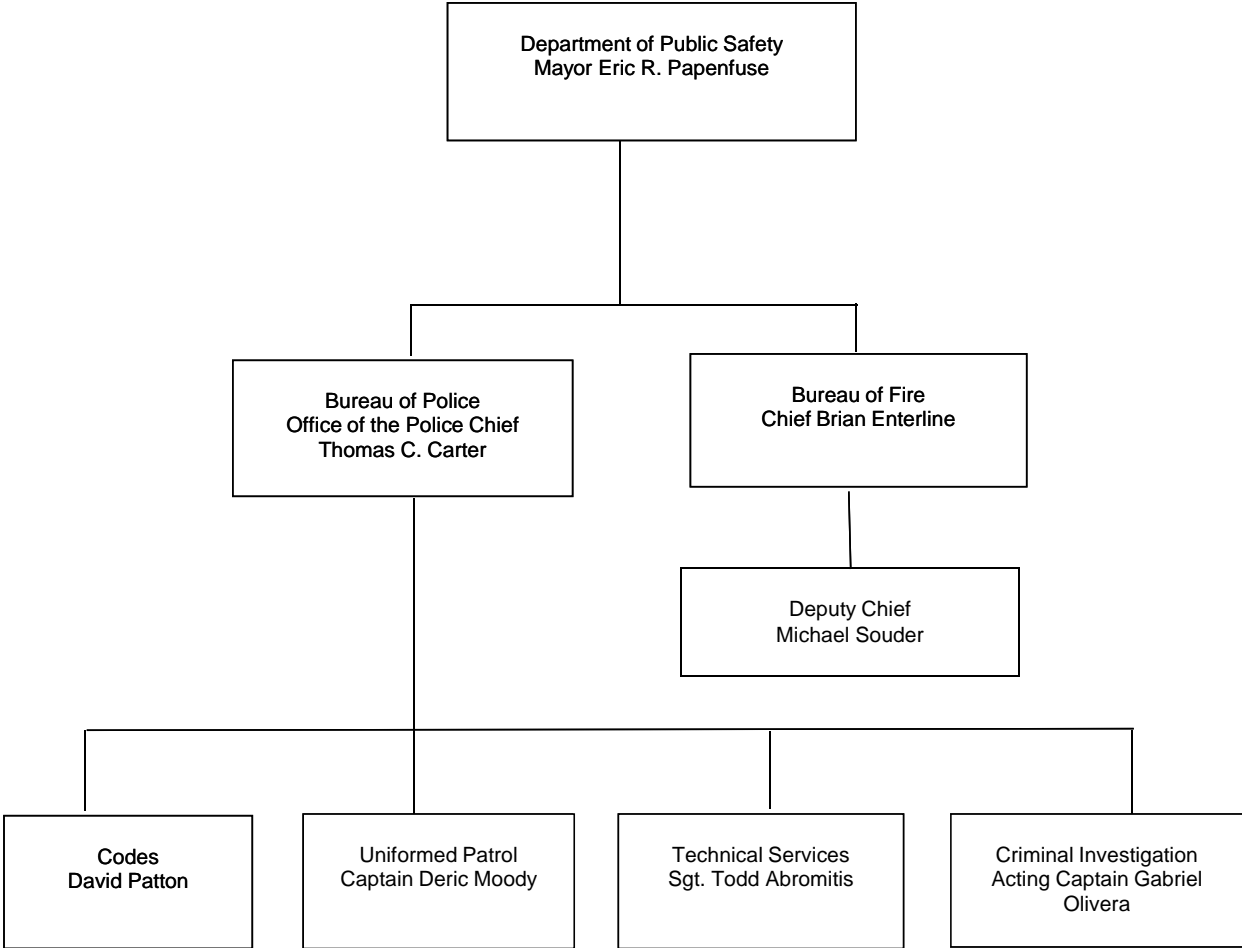
2016 Approved Budget

Expenditure Line Item

BUDGET UNIT: 01080181 BUREAU OF ACT, CULTURE & TOURISM

Account	2013 Actual	2014 Actual	2015 Actual YTD (12/21)	2015 Adjusted Budget	2016 Approved Budget
414000 SALARIES & WAGES	\$0.00	\$0.00	\$0.00	\$0.00	\$0.00
414100 SALARIES/WAGES	\$0.00	\$0.00	\$0.00	\$0.00	\$0.00
419001 SOCIAL SECURITY	\$0.00	\$0.00	\$0.00	\$3,443.00	\$0.00
419100 FRINGE BENEFITS	\$0.00	\$0.00	\$0.00	\$3,443.00	\$0.00
419995 PERSONNEL	\$0.00	\$0.00	\$0.00	\$3,443.00	\$0.00
420010 ADVERTISING	\$0.00	\$0.00	\$0.00	\$0.00	\$0.00
420100 COMMUNICATIONS	\$0.00	\$0.00	\$0.00	\$0.00	\$0.00
429995 SERVICES	\$0.00	\$0.00	\$0.00	\$0.00	\$0.00
430099 MISC SUPPLIES AND EXP	\$0.00	\$0.00	\$0.00	\$0.00	\$0.00
430100 SUPPLIES & EXP	\$0.00	\$0.00	\$0.00	\$0.00	\$0.00
439015 OFFICE EQUIPMENT	\$0.00	\$0.00	\$0.00	\$0.00	\$0.00
439100 MINOR CAPITAL	\$0.00	\$0.00	\$0.00	\$0.00	\$0.00
439995 SUPPLIES	\$0.00	\$0.00	\$0.00	\$0.00	\$0.00
01080181 ARTS, CULTURE, AND TOURISM	\$0.00	\$0.00	\$0.00	\$3,443.00	\$0.00

DEPARTMENT OF PUBLIC SAFETY



EXPENDITURE ANALYSIS SUMMARY
2016 APPROVED BUDGET

	2013 Actual	2014 Actual	2015 Actual YTD (12/21)	2015 Adjusted Budget	2016 Approved Budget
PUBLIC SAFETY					
<u>0137 BUREAU OF CODES</u>					
Personnel	515,553	530,751	491,089	641,403	669,734
Services	15,929	13,985	16,537	21,375	26,300
Supplies	125	167	5,680	8,005	19,400
Other	0	0	1,095	1,195	1,095
TOTALS	<u>531,607</u>	<u>544,903</u>	<u>514,401</u>	<u>671,978</u>	<u>716,529</u>
<u>0142 BUREAU OF POLICE</u>					
Personnel	15,479,077	13,828,789	11,029,868	14,705,216	15,479,636
Services	581,599	713,591	577,601	736,156	868,707
Supplies	12,430	46,102	68,464	110,100	245,696
Other	115,000	1,100	243,778	447,000	243,000
TOTALS	<u>16,188,105</u>	<u>14,589,581</u>	<u>11,919,710</u>	<u>15,998,472</u>	<u>16,837,039</u>
<u>0151 BUREAU OF FIRE</u>					
Personnel	7,892,842	7,075,318	6,864,658	7,022,539	7,121,673
Services	163,279	239,519	214,445	289,840	326,200
Supplies	53,651	198,722	169,839	315,554	286,150
Other	0	129,731	1,800	171,800	155,000
TOTALS	<u>8,109,772</u>	<u>7,643,290</u>	<u>7,250,743</u>	<u>7,799,733</u>	<u>7,889,023</u>
TOTAL PUBLIC SAFETY					
Personnel	23,887,472	21,434,857	18,385,615	22,369,158	23,271,043
Services	760,806	967,094	808,583	1,047,371	1,221,207
Supplies	66,206	244,991	243,983	433,659	551,246
Other	115,000	130,831	246,673	619,995	399,095
TOTAL EXPENDITURES	<u><u>24,829,484</u></u>	<u><u>22,777,774</u></u>	<u><u>19,684,855</u></u>	<u><u>24,470,183</u></u>	<u><u>25,442,591</u></u>

POSITION ANALYSIS SUMMARY
2016 APPROVED BUDGET

	2013 Actual	2014 Actual	2015 Actual YTD (12/21)	2015 Adjusted Budget	2016 Approved Budget
PUBLIC SAFETY					
Bureau of Codes	12.00	11.00	13.00	13.00	14.00
Bureau of Police	170.00	150.00	146.00	160.00	165.00
Bureau of Fire	<u>71.00</u>	<u>76.00</u>	<u>72.00</u>	<u>81.00</u>	<u>85.00</u>
TOTAL POSITIONS	253.00	237.00	231.00	254.00	264.00

BUREAU OF CODES

The Bureau of Codes is responsible for the enforcement of building construction, electrical standards, plumbing, health and sanitation, and property maintenance codes for residential and commercial structures.

The Bureau processes all permits relating to building construction, electrical and plumbing work, as well as assisting with zoning compliance. The Bureau also issues licenses for electricians, plumbers, and rooming houses. The building, electrical and plumbing inspectors perform progressive inspections on new construction, rehabilitation, and alteration projects.

The Building Inspector enforces the building codes on all construction activity for new construction and rehabilitation work on all commercial and residential structures. The Codes Enforcement Officers inspect for code violations in existing structures and vacant lots, including but not limited to, high grass and weeds, sanitation, plumbing, heating, electrical, vector problems and structural violations.

The Bureau ensures compliance with federal guidelines by regulation development in floodplains. Promotion of safe flood measures and preventative actions to decrease damage are sent to property owners, lenders and insurance agents. Through the Community Rating System these steps have rewarded property owners in the Special Flood Hazard Areas a 20% savings on flood insurance premiums annually.

EXPENDITURE ANALYSIS DETAIL 2016 APPROVED BUDGET

General Fund

0137 Codes

Allocation Plan			Position Control				
PERSONNEL			JOB CLASSIFICATION	2015 Adjusted	2016 Approved	2015 Adjusted	2016 Approved
Salaries-Mgmt	167,412	167,412	Codes Administrator	1	1	65,357	65,357
Salaries-BU	428,411	454,728	Asst. Codes Administrator	1	1	55,055	55,055
Fringe Benefits	45,580	47,594	Health Officer	1	1	47,000	47,000
TOTAL	641,403	669,734	Total Management	3	3	167,412	167,412
SERVICES							
			Codes Enforcement Off. IV	3	2	138,575	101,961
Communications	14,354	18,600	Codes Enforcement Off. III	2	2	88,551	97,887
Professional Services	3,046	4,000	Commercial Codes Inspector	0	1	0	47,093
Utilities	0	0	Plumbing Inspector I	1	1	44,370	49,065
Insurance	0	0	Administrative Assistant II	1	1	40,719	43,660
Rentals	0	0	Administrative Assistant I	0	1	0	39,067
Maintenance & Repairs	0	0	Secretary I	1	1	36,460	36,901
Contracted Services	3,975	3,700	Codes Enforcement Off. I	2	2	79,736	39,094
TOTAL	21,375	26,300	Total Bargaining Unit	10	11	428,411	454,728
SUPPLIES							
			FICA			45,580	47,594
Supplies	2,005	14,400	Concessions			0	0
Minor Capital Equipment	6,000	5,000	Total Fringe Benefits			45,580	47,594
TOTAL	8,005	19,400	TOTAL	13	14	641,403	669,734
OTHER							
	1,195	1,095					
TOTAL APPROPRIATION	671,978	716,529					

PUBLIC SAFETY

CODES - 0137

<u>EMPLOYEE</u>	<u>POSITION</u>	<u>ANNIV. / D.O.B.</u>	<u>2015 END OF YR SALARY</u>	<u>2016 GRADE/STEP INCREASE</u>	<u>2016 ANNUAL INCREASE</u>	<u>2016 LONG.</u>	<u>2016 SALARY</u>	<u>2016 LUMP SUM</u>	<u>FICA</u>	<u>FRINGE BENEFITS</u>	<u>TOTAL</u>
	CODES ADMINISTRATOR	7 17 1995	\$ 65,356.92	0.00	0.00	0.00	65,356.92	0.00	4,999.80	0.00	70,356.73
	ASSISTANT CODES ADMINISTRATOR	12 4 2000	\$ 55,055.12	0.00	0.00	0.00	55,055.12	0.00	4,211.72	0.00	59,266.84
	HEALTH OFFICER	9 9 2013	\$ 47,000.00	0.00	0.00	0.00	47,000.00	0.00	3,595.50	0.00	50,595.50
3.00	MANAGEMENT TOTALS		167,412.05	0.00	0.00	0.00	167,412.05	0.00	12,807.02	0.00	180,219.07
	ADMINISTRATIVE ASSISTANT II	12 11 1978	\$ 39,928.63	2,451.68	423.80	856.08	43,660.20	0.00	3,340.00	0.00	47,000.20
	CODES ENFORCEMENT OFFICER III	3 19 2007	\$ 43,949.10	4,149.20	480.98	242.90	48,822.18	0.00	3,734.90	0.00	52,557.08
	CODES ENFORCEMENT OFFICER III	2 16 1999	\$ 43,949.10	4,149.20	480.98	485.79	49,065.08	0.00	3,753.48	0.00	52,818.55
	CODES ENFORCEMENT OFFICER IV	8 17 1987	\$ 45,368.08	4,239.29	496.07	1,002.07	51,105.51	0.00	3,909.57	0.00	55,015.08
	CODES ENFORCEMENT OFFICER IV	6 27 1994	\$ 45,368.08	4,239.29	496.07	751.55	50,855.00	0.00	3,890.41	0.00	54,745.40
	CODES ENFORCEMENT OFFICER I	1 1 1997	\$ -	0.00	0.00	0.00	0.00	0.00	0.00	0.00	0.00
	PLUMBING INSPECTOR II	8 12 2002	\$ 43,949.10	4,149.20	480.98	485.79	49,065.08	0.00	3,753.48	0.00	52,818.55
	ADMINISTRATIVE ASSISTANT I	12 29 2014	\$ 36,459.97	2,220.03	386.80	0.00	39,067.00	0.00	2,988.63	0.00	42,055.63
	SECRETARY I	12 29 2014	\$ 34,410.37	2,125.63	365.36	0.00	36,901.00	0.00	2,822.93	0.00	39,723.93
	CODES ENFORCEMENT OFFICER I	9 8 2015	\$ 32,900.72	5,806.03	387.07	0.00	39,093.82	0.00	2,990.68	0.00	42,084.49
	COMMERCIAL CODES INSPECTOR	1 1 2015	\$ 32,900.72	13,726.06	466.27	0.00	47,093.05	0.00	3,602.62	0.00	50,695.67
11.00	BARGAINING UNIT TOTALS		399,183.87	47,255.61	4,464.39	3,824.18	454,727.90	0.00	34,786.68	0.00	489,514.59
14.00	TOTAL		566,595.91	47,255.61	4,464.39	3,824.18	622,139.95	0.00	47,593.71	0.00	669,733.65
OVERTIME							0.00	0.00	0.00	0.00	0.00
TOTAL SALARIES, OVERTIME, FICA AND FRINGE BENEFITS							622,139.95	0.00	47,593.71	0.00	669,733.65

NOTE: MEDICAL, SEVERANCE, UNEMPLOYMENT COMPENSATION, AND WORKERS COMPENSATION COSTS ARE REFLECTED IN GENERAL EXPENSES (0188).

2016 Approved Budget

Expenditure Line Item

BUDGET UNIT: 01030137 BUREAU OF CODES

Account	2013 Actual	2014 Actual	2015 Actual YTD (12/21)	2015 Adjusted Budget	2016 Approved Budget
414000 SALARIES & WAGES	\$478,283.63	\$493,016.67	\$457,182.85	\$595,823.03	\$622,139.95
416000 OVERTIME	\$0.00	\$0.00	\$0.00	\$0.00	\$0.00
414100 SALARIES/WAGES	\$478,283.63	\$493,016.67	\$457,182.85	\$595,823.03	\$622,139.95
419001 SOCIAL SECURITY	\$37,269.42	\$37,734.20	\$33,906.52	\$45,580.00	\$47,593.71
419002 MEDICAL	\$0.00	\$0.00	\$0.00	\$0.00	\$0.00
419019 CONCESSIONS & VACANCIES	\$0.00	\$0.00	\$0.00	\$0.00	\$0.00
419100 FRINGE BENEFITS	\$37,269.42	\$37,734.20	\$33,906.52	\$45,580.00	\$47,593.71
419995 PERSONNEL	\$515,553.05	\$530,750.87	\$491,089.37	\$641,403.03	\$669,733.65
420010 ADVERTISING	\$1,078.60	\$957.52	\$950.15	\$2,335.00	\$5,000.00
420020 PRINTING	\$885.00	\$939.66	\$562.91	\$600.00	\$2,000.00
420040 TELEPHONE	\$95.70	\$287.10	\$322.92	\$600.00	\$600.00
420050 POSTAGE	\$10,786.62	\$9,615.95	\$10,818.87	\$10,818.87	\$11,000.00
420100 COMMUNICATIONS	\$12,845.92	\$11,800.23	\$12,654.85	\$14,353.87	\$18,600.00
421010 LEGAL	\$493.90	\$315.00	\$15.25	\$1,565.00	\$3,500.00
421015 MEDICAL LAB SERV	\$0.00	\$0.00	\$0.00	\$200.00	\$500.00
421016 MEDICAL/PSYCHOLOGICAL EXA	\$0.00	\$0.00	\$0.00	\$1,281.13	\$0.00
421060 STENOGRAPHER	\$0.00	\$0.00	\$0.00	\$0.00	\$0.00
421100 PROFESSIONAL SRVC	\$493.90	\$315.00	\$15.25	\$3,046.13	\$4,000.00
425090 MAINT SERV CONTRACT	\$0.00	\$0.00	\$0.00	\$0.00	\$0.00
425100 MAINT & REPAIRS	\$0.00	\$0.00	\$0.00	\$0.00	\$0.00
429001 TUITION/TRAINING	\$2,550.00	\$1,830.00	\$3,701.50	\$3,790.00	\$3,500.00
429009 ADMIN/TRUSTEE FEE	\$38.74	\$39.90	\$30.45	\$50.00	\$0.00
429015 TRAVEL	\$0.00	\$0.00	\$0.00	\$0.00	\$0.00
429017 MEMBERSHIPS	\$0.00	\$0.00	\$135.00	\$135.00	\$200.00
429018 PERMITS	\$0.00	\$0.00	\$0.00	\$0.00	\$0.00
429090 MISC CONTRACTED SRVCS	\$0.00	\$0.00	\$0.00	\$0.00	\$0.00
429100 CONTRACTED SRVC	\$2,588.74	\$1,869.90	\$3,866.95	\$3,975.00	\$3,700.00
429995 SERVICES	\$15,928.56	\$13,985.13	\$16,537.05	\$21,375.00	\$26,300.00
430001 EDUCATIONAL	\$0.00	\$0.00	\$264.08	\$700.00	\$1,400.00
430002 SOFTWARE	\$0.00	\$0.00	\$0.00	\$0.00	\$0.00
430003 SUBSCRIPTIONS	\$125.00	\$0.00	\$0.00	\$0.00	\$0.00
430006 PHOTOGRAPHY	\$0.00	\$0.00	\$0.00	\$0.00	\$0.00
430009 OFFICE	\$0.00	\$0.00	\$318.68	\$500.00	\$3,000.00
430014 WEARING APPAREL	\$0.00	\$0.00	\$0.00	\$0.00	\$7,000.00
430033 STREET SIGN	\$0.00	\$0.00	\$0.00	\$0.00	\$0.00
430035 VECTOR CONTROL	\$0.00	\$0.00	\$0.00	\$0.00	\$0.00
430036 BLDG CONSTRUCTION	\$0.00	\$0.00	\$0.00	\$0.00	\$0.00
430042 TOOLS & HARDWARE	\$0.00	\$167.10	\$147.12	\$805.00	\$3,000.00
430099 MISC SUPPLIES AND EXP	\$0.00	\$0.00	\$0.00	\$0.00	\$0.00
430100 SUPPLIES & EXP	\$125.00	\$167.10	\$729.88	\$2,005.00	\$14,400.00
439015 OFFICE EQUIPMENT	\$0.00	\$0.00	\$4,949.90	\$6,000.00	\$5,000.00
439100 MINOR CAPITAL	\$0.00	\$0.00	\$4,949.90	\$6,000.00	\$5,000.00
439995 SUPPLIES	\$125.00	\$167.10	\$5,679.78	\$8,005.00	\$19,400.00
453049 LEASE PURCHASE	\$0.00	\$0.00	\$1,095.27	\$1,195.00	\$1,095.00
453100 CAPITAL OUTLAY	\$0.00	\$0.00	\$1,095.27	\$1,195.00	\$1,095.00
499995 OTHER	\$0.00	\$0.00	\$1,095.27	\$1,195.00	\$1,095.00
01030137 CODES	\$531,606.61	\$544,903.10	\$514,401.47	\$671,978.03	\$716,528.65

BUREAU OF POLICE

Office of the Police Chief

The Commanding Officer of the Bureau is the Chief of Police. This office is responsible for the management of available resources to ensure that the Bureau's goals and objectives are achieved. The Chief's Office is responsible for the direct supervision of one Administrative Support staff, Internal Affairs Unit, Street Crimes Unit, FBI Task Force, Community Policing, and Animal Control.

The Harrisburg Bureau of Police is a PLEAC accredited agency. The Bureau attained this prestigious status in 2003 from the PA Chiefs of Police Association Accreditation Committee, and was last reaccredited in 2014.

Uniformed Patrol Division

The largest Division of the Bureau is the Uniformed Patrol Division, which is commanded by the Bureau's Uniformed Patrol Commander. The Division consists of three Platoons. Also under the Division are the specialty units which include the K-9 Unit, and Housing Police Unit. These Uniformed Officers respond directly to the public's calls for service and are on the "Front Line" of Law Enforcement every day.

Technical Services Division

The Technical Services Division is comprised of Units which support the Patrol and Criminal Investigative Divisions and service the community in a variety of functions. The Bureau's Training Unit, Property Management Unit, Court Liaison/Special Events Officer, Abandoned Vehicle Officer, Accreditation Officer, Police Data Technicians and Records Center Staff are assigned to the Technical Services Division.

The Parking Enforcement Unit is also part of the Technical Services Division. Parking Enforcement personnel are responsible for enforcing the parking ordinances of the City of Harrisburg and the parking statutes of the Commonwealth of Pennsylvania.

Criminal Investigation Division

The Criminal Investigation Division investigates adult and juvenile crimes referred by the Uniformed Patrol Division, and law enforcement community. The Division is broken down into the Adult Offender, Juvenile Offender, Organized Crime and Vice Control, Special Operations, Forensic, Arson Unit, one Administrative Support staff and The Dauphin County Victim/Witness Assistance Program. The primary goal of this Division is to resolve crime through investigation.

BUREAU OF POLICE

EXPENDITURE ANALYSIS DETAIL 2016 APPROVED BUDGET

General Fund

0142 Bureau of Police

Allocation Plan			Position Control				
PERSONNEL			JOB CLASSIFICATION	2015 Adjusted	2016 Approved	2015 Adjusted	2016 Approved
	Salaries-Mgmt	327,042	Police Chief	1	1	94,000	94,000
	Salaries-BU	9,332,777	Police Captain	2	2	170,042	170,000
	Salaries- Police Extra Duty	769,502	Community Policing Coordinator	1	1	63,000	63,000
	Overtime	523,000	Confidential Police Secretary II	0	1	0	45,000
	Fringe Benefits	188,932					
	Miscellaneous	3,563,963	Total Management	4	5	327,042	372,000
	TOTAL	14,705,216					
SERVICES			Detective	20	22	1,349,722	1,594,183
			Forensic Investigator	3	3	215,827	218,193
			Police Officer	97	100	5,782,532	5,921,807
	Communications	58,606	Police Corporal	11	11	788,572	800,479
	Professional Services	14,579	Police Lieutenant	4	4	323,895	327,506
	Utilities	12,000	Police Sergeant	9	9	688,648	696,279
	Insurance	434,331	Secretary	2	1	80,690	39,653
	Rentals	0	Police Data Technician I	1	0	42,775	0
	Maintenance & Repairs	26,360	Police Data Technician II	3	4	129,238	173,999
	Contracted Services	190,281	Parking Enforcement Office I	1	0	37,949	0
			Parking Enforcement Office II	1	2	38,332	77,065
	TOTAL	736,156	Dog Law Enforcement Officer II	1	1	43,220	43,660
			Dog Law Enforcement Officer I	0	1	0	37,455
SUPPLIES			Animal Officer	1	0	41,000	
			Administrative Assistant I	1	1	41,077	41,695
	Supplies	74,100	Atrium Receptionist	1	1	37,587	37,963
	Minor Capital Equipment	36,000	Reallocation			(308,287)	0
	TOTAL	110,100	Total Bargaining Unit	156	160	9,332,777	10,009,939
OTHER							
			Police Extra Duty			769,502	769,502
		447,000	Overtime			523,000	500,000
			FICA			188,932	223,949
	TOTAL APPROPRIATION	15,998,472	Total Fringe Benefits			188,932	223,949
			Sick Leave Buy-Back			30,261	75,000
			Severance Pay			128,287	197,191
			Uniform Allowance			120,000	112,382
			College Credits			11,100	12,100
			Loss Time & Med			300,000	300,000
			Police Pension Plan			2,973,016	2,906,315
			Medicare Part B			1,300	1,259
			Concessions			0	0
			Total Miscellaneous			3,563,963	3,604,246
			TOTAL	160	165	14,705,216	15,479,636

PUBLIC SAFETY

POLICE BUREAU - 0142

EMPLOYEE	POSITION	ANNIV. / D.O.B.	2015 END OF YR SALARY	2016 GRADE/STEP INCREASE	2016 ANNUAL INCREASE	2016 LONG.	2016 SALARY	2016 LUMP SUM	FICA	FRINGE BENEFITS	TOTAL
	POLICE CHIEF	7 29 1988	\$ 94,000.00	0.00	0.00	0.00	94,000.00	0.00	7,191.00	0.00	101,191.00
	POLICE CAPTAIN	5 22 1992	\$ 85,000.00	0.00	0.00	0.00	85,000.00	0.00	6,502.50	0.00	91,502.50
	POLICE CAPTAIN	5 20 1994	\$ 81,102.84	3,897.16	0.00	0.00	85,000.00	0.00	6,502.50	0.00	91,502.50
	CONFIDENTIAL POLICE SECRETARY II	2 9 2015	\$ 37,587.32	7,412.68	0.00	0.00	45,000.00	0.00	3,442.50	0.00	48,442.50
	COMMUNITY POLICING COORDINATOR	1 22 2014	\$ 63,000.00	0.00	0.00	0.00	63,000.00	0.00	4,819.50	0.00	67,819.50

5.00 MANAGEMENT TOTALS

360,690.16 11,309.84 0.00 0.00 372,000.00 0.00 28,458.00 0.00 400,458.00

	DETECTIVE	7 31 1987	\$ 62,591.25	0.00	625.91	8,218.23	71,435.39	0.00	1,035.81	0.00	72,471.21
	DETECTIVE	5 23 1991	\$ 65,070.11	0.00	650.70	8,543.70	74,264.51	0.00	1,076.84	0.00	75,341.35
	DETECTIVE	5 22 1992	\$ 65,070.11	0.00	650.70	8,543.70	74,264.51	0.00	1,076.84	0.00	75,341.35
	DETECTIVE	5 22 1992	\$ 65,070.11	0.00	650.70	8,543.70	74,264.51	0.00	1,076.84	0.00	75,341.35
	DETECTIVE	5 22 1992	\$ 65,070.11	0.00	650.70	8,543.70	74,264.51	0.00	1,076.84	0.00	75,341.35
	DETECTIVE	5 21 1993	\$ 62,591.25	625.91	632.17	8,300.41	72,149.74	0.00	1,046.17	0.00	73,195.91
	DETECTIVE	1 14 1994	\$ 62,591.25	625.91	632.17	8,300.41	72,149.74	0.00	1,046.17	0.00	73,195.91
	DETECTIVE	1 8 2001	\$ 62,591.25	625.91	632.17	6,384.93	70,234.26	0.00	1,018.40	0.00	71,252.66
	DETECTIVE	1 8 2001	\$ 62,591.25	625.91	632.17	6,384.93	70,234.26	0.00	1,018.40	0.00	71,252.66
	DETECTIVE	9 15 1997	\$ 65,070.11	0.00	650.70	8,543.70	74,264.51	0.00	1,076.84	0.00	75,341.35
	DETECTIVE	9 15 1997	\$ 65,070.11	0.00	650.70	8,543.70	74,264.51	0.00	1,076.84	0.00	75,341.35
	DETECTIVE	9 15 1997	\$ 65,070.11	0.00	650.70	8,543.70	74,264.51	0.00	1,076.84	0.00	75,341.35
	DETECTIVE	9 15 1997	\$ 65,070.11	0.00	650.70	8,543.70	74,264.51	0.00	1,076.84	0.00	75,341.35
	DETECTIVE	9 14 1998	\$ 65,070.11	0.00	650.70	8,543.70	74,264.51	0.00	1,076.84	0.00	75,341.35
	DETECTIVE	5 17 1999	\$ 65,070.11	0.00	650.70	7,886.50	73,607.30	0.00	1,067.31	0.00	74,674.61
	DETECTIVE	5 15 2000	\$ 65,070.11	0.00	650.70	7,229.29	72,950.10	0.00	1,057.78	0.00	74,007.87
	DETECTIVE	1 8 2001	\$ 65,070.11	0.00	650.70	6,572.08	72,292.89	0.00	1,048.25	0.00	73,341.14
	DETECTIVE	1 8 2001	\$ 65,070.11	0.00	650.70	6,572.08	72,292.89	0.00	1,048.25	0.00	73,341.14
	DETECTIVE	1 8 2001	\$ 65,070.11	0.00	650.70	6,572.08	72,292.89	0.00	1,048.25	0.00	73,341.14
	DETECTIVE	1 18 2005	\$ 65,070.11	0.00	650.70	3,943.25	69,664.06	0.00	1,010.13	0.00	70,674.18
	DETECTIVE	1 1 1997	\$ 62,591.25	0.00	625.91	8,218.23	71,435.39	0.00	1,035.81	0.00	72,471.21
	DETECTIVE	7 7 2008	\$ 65,070.11	0.00	650.70	1,971.62	67,692.43	0.00	981.54	0.00	68,673.97
	DETECTIVE/INSPECTOR	7 8 2002	\$ 65,070.11	0.00	650.70	5,914.87	71,635.68	0.00	1,038.72	0.00	72,674.40
	FORENSIC INVESTIGATOR	5 17 1999	\$ 65,070.11	0.00	650.70	7,886.50	73,607.30	0.00	1,067.31	0.00	74,674.61
	FORENSIC INVESTIGATOR	1 8 2001	\$ 65,070.11	0.00	650.70	6,572.08	72,292.89	0.00	1,048.25	0.00	73,341.14
	FORENSIC INVESTIGATOR	1 8 2001	\$ 65,070.11	0.00	650.70	6,572.08	72,292.89	0.00	1,048.25	0.00	73,341.14
	POLICE CORPORAL	5 20 1994	\$ 65,070.11	0.00	650.70	8,543.70	74,264.51	0.00	1,076.84	0.00	75,341.35
	POLICE CORPORAL	5 20 1996	\$ 65,070.11	0.00	650.70	8,543.70	74,264.51	0.00	1,076.84	0.00	75,341.35
	POLICE CORPORAL	9 15 1997	\$ 65,070.11	0.00	650.70	8,543.70	74,264.51	0.00	1,076.84	0.00	75,341.35
	POLICE CORPORAL	5 17 1999	\$ 65,070.11	0.00	650.70	7,886.50	73,607.30	0.00	1,067.31	0.00	74,674.61
	POLICE CORPORAL	5 17 1999	\$ 65,070.11	0.00	650.70	7,886.50	73,607.30	0.00	1,067.31	0.00	74,674.61
	POLICE CORPORAL	1 8 2001	\$ 65,070.11	0.00	650.70	6,572.08	72,292.89	0.00	1,048.25	0.00	73,341.14
	POLICE CORPORAL	1 8 2001	\$ 65,070.11	0.00	650.70	6,572.08	72,292.89	0.00	1,048.25	0.00	73,341.14
	POLICE CORPORAL	1 8 2001	\$ 65,070.11	0.00	650.70	6,572.08	72,292.89	0.00	1,048.25	0.00	73,341.14
	POLICE CORPORAL	1 18 2005	\$ 65,070.11	0.00	650.70	3,943.25	69,664.06	0.00	1,010.13	0.00	70,674.18
	POLICE CORPORAL	7 5 2005	\$ 65,070.11	0.00	650.70	3,943.25	69,664.06	0.00	1,010.13	0.00	70,674.18
	POLICE CORPORAL	1 1 1997	\$ 65,070.11	0.00	650.70	8,543.71	74,264.52	0.00	1,076.84	0.00	75,341.35
	POLICE SERGEANT	5 23 1991	\$ 68,323.61	0.00	683.24	8,970.89	77,977.74	0.00	1,130.68	0.00	79,108.42
	POLICE SERGEANT	5 22 1992	\$ 68,323.61	0.00	683.24	8,970.89	77,977.74	0.00	1,130.68	0.00	79,108.42
	POLICE SERGEANT	5 18 1995	\$ 68,323.61	0.00	683.24	8,970.89	77,977.74	0.00	1,130.68	0.00	79,108.42
	POLICE SERGEANT	5 20 1996	\$ 68,323.61	0.00	683.24	8,970.89	77,977.74	0.00	1,130.68	0.00	79,108.42
	POLICE SERGEANT	9 14 1998	\$ 68,323.61	0.00	683.24	8,970.89	77,977.74	0.00	1,130.68	0.00	79,108.42
	POLICE SERGEANT	5 17 1999	\$ 68,323.61	0.00	683.24	8,280.82	77,287.67	0.00	1,120.67	0.00	78,408.34
	POLICE SERGEANT	7 5 2005	\$ 68,323.61	0.00	683.24	4,140.41	73,147.26	0.00	1,060.64	0.00	74,207.89
	POLICE SERGEANT	1 1 1997	\$ 68,323.61	0.00	683.24	8,970.89	77,977.74	0.00	1,130.68	0.00	79,108.41
	POLICE SERGEANT	1 1 1997	\$ 68,323.61	0.00	683.24	8,970.89	77,977.74	0.00	1,130.68	0.00	79,108.41
	POLICE SERGEANT	1 1 1997	\$ 68,323.61	0.00	683.24	8,970.89	77,977.74	0.00	1,130.68	0.00	79,108.41
	POLICE LIEUTENANT	1 1 1997	\$ 71,739.79	0.00	717.40	9,419.43	81,876.63	0.00	1,187.21	0.00	83,063.84
	POLICE LIEUTENANT	5 22 1992	\$ 71,739.79	0.00	717.40	9,419.43	81,876.63	0.00	1,187.21	0.00	83,063.84
	POLICE LIEUTENANT	5 18 1995	\$ 71,739.79	0.00	717.40	9,419.43	81,876.63	0.00	1,187.21	0.00	83,063.84
	POLICE LIEUTENANT	8 3 1990	\$ 71,739.79	0.00	717.40	9,419.43	81,876.62	0.00	1,187.21	0.00	83,063.83
	POLICE OFFICER	1 2 1980	\$ 61,971.53	0.00	619.72	8,136.86	70,728.11	0.00	1,025.56	0.00	71,753.66
	POLICE OFFICER	8 3 1990	\$ 61,971.53	0.00	619.72	8,136.86	70,728.11	0.00	1,025.56	0.00	71,753.66
	POLICE OFFICER	8 3 1990	\$ 61,971.53	0.00	619.72	8,136.86	70,728.11	0.00	1,025.56	0.00	71,753.66
	POLICE OFFICER	5 23 1991	\$ 61,971.53	0.00	619.72	8,136.86	70,728.11	0.00	1,025.56	0.00	71,753.66
	POLICE OFFICER	5 23 1991	\$ 61,971.53	0.00	619.72	8,136.86	70,728.11	0.00	1,025.56	0.00	71,753.66
	POLICE OFFICER	5 23 1991	\$ 61,971.53	0.00	619.72	8,136.86	70,728.11	0.00	1,025.56	0.00	71,753.66
	POLICE OFFICER	1 10 1992	\$ 61,971.53	0.00	619.72	8,136.86	70,728.11	0.00	1,025.56	0.00	71,753.66
	POLICE OFFICER	5 22 1992	\$ 61,971.53	0.00	619.72	8,136.86	70,728.11	0.00	1,025.56	0.00	71,753.66
	POLICE OFFICER	5 20 1994	\$ 61,971.53	0.00	619.72	8,136.86	70,728.11	0.00	1,025.56	0.00	71,753.66
	POLICE OFFICER	5 20 1996	\$ 61,971.53	0.00	619.72	8,136.86	70,728.11	0.00	1,025.56	0.00	71,753.66
	POLICE OFFICER	9 15 1997	\$ 61,971.53	0.00	619.72	8,136.86	70,728.11	0.00	1,025.56	0.00	71,753.66
	POLICE OFFICER	9 15 1997	\$ 61,971.53	0.00	619.72	8,136.86	70,728.11	0.00	1,025.56	0.00	71,753.66

PUBLIC SAFETY

POLICE BUREAU - 0142

EMPLOYEE	POSITION	ANNIV. / D.O.B.	2015 END OF YR SALARY	2016 GRADE/STEP INCREASE	2016 ANNUAL INCREASE	2016 LONG.	2016 SALARY	2016 LUMP SUM	FICA	FRINGE BENEFITS	TOTAL
	POLICE OFFICER	9 15 1997	\$ 61,971.53	0.00	619.72	8,136.86	70,728.11	0.00	1,025.56	0.00	71,753.66
	POLICE OFFICER	9 14 1998	\$ 61,971.53	0.00	619.72	8,136.86	70,728.11	0.00	1,025.56	0.00	71,753.66
	POLICE OFFICER	5 17 1999	\$ 61,971.53	0.00	619.72	7,510.95	70,102.19	0.00	1,016.48	0.00	71,118.68
	POLICE OFFICER	5 17 1999	\$ 61,971.53	0.00	619.72	7,510.95	70,102.19	0.00	1,016.48	0.00	71,118.68
	POLICE OFFICER	5 15 2000	\$ 61,971.53	0.00	619.72	6,885.04	69,476.28	0.00	1,007.41	0.00	70,483.69
	POLICE OFFICER	1 8 2001	\$ 61,971.53	0.00	619.72	6,259.12	68,850.37	0.00	998.33	0.00	69,848.70
	POLICE OFFICER	1 8 2001	\$ 61,971.53	0.00	619.72	6,259.12	68,850.37	0.00	998.33	0.00	69,848.70
	POLICE OFFICER	1 8 2001	\$ 61,971.53	0.00	619.72	6,259.12	68,850.37	0.00	998.33	0.00	69,848.70
	POLICE OFFICER	1 8 2001	\$ 61,971.53	0.00	619.72	6,259.12	68,850.37	0.00	998.33	0.00	69,848.70
	POLICE OFFICER	7 8 2002	\$ 61,971.53	0.00	619.72	5,633.21	68,224.46	0.00	989.25	0.00	69,213.71
	POLICE OFFICER	1 22 2002	\$ 61,971.53	0.00	619.72	5,633.21	68,224.46	0.00	989.25	0.00	69,213.71
	POLICE OFFICER	1 22 2002	\$ 61,971.53	0.00	619.72	5,633.21	68,224.46	0.00	989.25	0.00	69,213.71
	POLICE OFFICER	7 8 2002	\$ 61,971.53	0.00	619.72	5,633.21	68,224.46	0.00	989.25	0.00	69,213.71
	POLICE OFFICER	1 22 2002	\$ 61,971.53	0.00	619.72	5,633.21	68,224.46	0.00	989.25	0.00	69,213.71
	POLICE OFFICER	7 6 2004	\$ 61,971.53	0.00	619.72	4,381.39	66,972.63	0.00	971.10	0.00	67,943.74
	POLICE OFFICER	7 6 2004	\$ 61,971.53	0.00	619.72	4,381.39	66,972.63	0.00	971.10	0.00	67,943.74
	POLICE OFFICER	7 5 2005	\$ 61,971.53	0.00	619.72	3,755.47	66,346.72	0.00	962.03	0.00	67,308.75
	POLICE OFFICER	7 5 2005	\$ 61,971.53	0.00	619.72	3,755.47	66,346.72	0.00	962.03	0.00	67,308.75
	POLICE OFFICER	7 5 2005	\$ 61,971.53	0.00	619.72	3,755.47	66,346.72	0.00	962.03	0.00	67,308.75
	POLICE OFFICER	7 5 2005	\$ 61,971.53	0.00	619.72	3,755.47	66,346.72	0.00	962.03	0.00	67,308.75
	POLICE OFFICER	7 5 2005	\$ 61,971.53	0.00	619.72	3,755.47	66,346.72	0.00	962.03	0.00	67,308.75
	POLICE OFFICER	1 17 2006	\$ 61,971.53	0.00	619.72	3,129.56	65,720.81	0.00	952.95	0.00	66,673.76
	POLICE OFFICER	7 5 2006	\$ 61,971.53	0.00	619.72	3,129.56	65,720.81	0.00	952.95	0.00	66,673.76
	POLICE OFFICER	7 5 2006	\$ 61,971.53	0.00	619.72	3,129.56	65,720.81	0.00	952.95	0.00	66,673.76
	POLICE OFFICER	7 2 2007	\$ 61,971.53	0.00	619.72	2,503.65	65,094.90	0.00	943.88	0.00	66,038.77
	POLICE OFFICER	7 2 2007	\$ 61,971.53	0.00	619.72	2,503.65	65,094.90	0.00	943.88	0.00	66,038.77
	POLICE OFFICER	7 2 2007	\$ 61,971.53	0.00	619.72	2,503.65	65,094.90	0.00	943.88	0.00	66,038.77
	POLICE OFFICER	7 2 2007	\$ 61,971.53	0.00	619.72	2,503.65	65,094.90	0.00	943.88	0.00	66,038.77
	POLICE OFFICER	7 7 2008	\$ 61,971.53	0.00	619.72	1,877.74	64,468.98	0.00	934.80	0.00	65,403.78
	POLICE OFFICER	1 14 2008	\$ 61,971.53	0.00	619.72	1,877.74	64,468.98	0.00	934.80	0.00	65,403.78
	POLICE OFFICER	1 20 2009	\$ 61,971.53	0.00	619.72	1,251.82	63,843.07	0.00	925.72	0.00	64,768.79
	POLICE OFFICER	1 20 2009	\$ 61,971.53	0.00	619.72	1,251.82	63,843.07	0.00	925.72	0.00	64,768.79
	POLICE OFFICER	7 6 2009	\$ 61,971.53	0.00	619.72	1,251.82	63,843.07	0.00	925.72	0.00	64,768.79
	POLICE OFFICER	7 6 2009	\$ 61,971.53	0.00	619.72	1,251.82	63,843.07	0.00	925.72	0.00	64,768.79
	POLICE OFFICER	1 20 2009	\$ 61,971.53	0.00	619.72	1,251.82	63,843.07	0.00	925.72	0.00	64,768.79
	POLICE OFFICER	7 6 2009	\$ 61,971.53	0.00	619.72	1,251.82	63,843.07	0.00	925.72	0.00	64,768.79
	POLICE OFFICER	1 20 2009	\$ 61,971.53	0.00	619.72	1,251.82	63,843.07	0.00	925.72	0.00	64,768.79
	POLICE OFFICER	1 20 2009	\$ 61,971.53	0.00	619.72	1,251.82	63,843.07	0.00	925.72	0.00	64,768.79
	POLICE OFFICER	7 6 2009	\$ 61,971.53	0.00	619.72	1,251.82	63,843.07	0.00	925.72	0.00	64,768.79
	POLICE OFFICER	1 19 2010	\$ 61,971.53	0.00	619.72	625.91	63,217.16	0.00	916.65	0.00	64,133.81
	POLICE OFFICER	1 19 2010	\$ 61,971.53	0.00	619.72	625.91	63,217.16	0.00	916.65	0.00	64,133.81
	POLICE OFFICER	1 19 2010	\$ 61,971.53	0.00	619.72	625.91	63,217.16	0.00	916.65	0.00	64,133.81
	POLICE OFFICER I	7 13 2015	\$ 46,478.00	3,099.00	495.77	0.00	50,072.77	0.00	726.06	0.00	50,798.83
	POLICE OFFICER I	7 13 2015	\$ 46,478.00	3,099.00	495.77	0.00	50,072.77	0.00	726.06	0.00	50,798.83
	POLICE OFFICER II	1 21 2014	\$ 52,676.00	0.00	526.76	0.00	53,202.76	0.00	771.44	0.00	53,974.20
	POLICE OFFICER II	1 26 2015	\$ 46,478.00	3,615.50	500.94	0.00	50,594.44	0.00	733.62	0.00	51,328.05
	POLICE OFFICER II	7 7 2014	\$ 49,577.00	3,099.00	526.76	0.00	53,202.76	0.00	771.44	0.00	53,974.20
	POLICE OFFICER II	7 7 2014	\$ 49,577.00	3,099.00	526.76	0.00	53,202.76	0.00	771.44	0.00	53,974.20
	POLICE OFFICER II	7 7 2014	\$ 49,577.00	3,099.00	526.76	0.00	53,202.76	0.00	771.44	0.00	53,974.20
	POLICE OFFICER II	7 7 2014	\$ 49,577.00	3,099.00	526.76	0.00	53,202.76	0.00	771.44	0.00	53,974.20
	POLICE OFFICER II	7 7 2014	\$ 49,577.00	3,099.00	526.76	0.00	53,202.76	0.00	771.44	0.00	53,974.20
	POLICE OFFICER II	7 7 2014	\$ 49,577.00	3,099.00	526.76	0.00	53,202.76	0.00	771.44	0.00	53,974.20
	POLICE OFFICER II	1 26 2015	\$ 49,577.00	1,549.50	511.27	0.00	51,637.77	0.00	748.75	0.00	52,386.51
	POLICE OFFICER II	1 26 2015	\$ 49,577.00	1,549.50	511.27	0.00	51,637.77	0.00	748.75	0.00	52,386.51
	POLICE OFFICER II	1 26 2015	\$ 49,577.00	1,549.50	511.27	0.00	51,637.77	0.00	748.75	0.00	52,386.51
	POLICE OFFICER II	1 26 2015	\$ 49,577.00	1,549.50	511.27	0.00	51,637.77	0.00	748.75	0.00	52,386.51
	POLICE OFFICER III	7 8 2013	\$ 52,676.00	3,098.00	557.74	0.00	56,331.74	0.00	816.81	0.00	57,148.55
	POLICE OFFICER III	7 8 2013	\$ 52,676.00	3,098.00	557.74	0.00	56,331.74	0.00	816.81	0.00	57,148.55
	POLICE OFFICER III	7 8 2013	\$ 52,676.00	3,098.00	557.74	0.00	56,331.74	0.00	816.81	0.00	57,148.55
	POLICE OFFICER III	1 21 2014	\$ 52,676.00	3,098.00	557.74	0.00	56,331.74	0.00	816.81	0.00	57,148.55
	POLICE OFFICER III	1 21 2014	\$ 52,676.00	3,098.00	557.74	0.00	56,331.74	0.00	816.81	0.00	57,148.55
	POLICE OFFICER III	1 21 2014	\$ 52,676.00	3,098.00	557.74	0.00	56,331.74	0.00	816.81	0.00	57,148.55
	POLICE OFFICER III	1 21 2014	\$ 52,676.00	516.33	531.92	0.00	53,724.26	0.00	779.00	0.00	54,503.26
	POLICE OFFICER III	7 7 2014	\$ 52,676.00	516.33	531.92	0.00	53,724.26	0.00	779.00	0.00	54,503.26
	POLICE OFFICER III	7 7 2014	\$ 49,577.00	3,357.17	529.34	0.00	53,463.51	0.00	775.22	0.00	54,238.73
	POLICE OFFICER III	1 21 2014	\$ 49,577.00	3,357.17	529.34	0.00	53,463.51	0.00	775.22	0.00	54,238.73

PUBLIC SAFETY

POLICE BUREAU - 0142

EMPLOYEE	POSITION	ANNIV. / D.O.B.	2015 END OF YR SALARY	2016 GRADE/STEP INCREASE	2016 ANNUAL INCREASE	2016 LONG.	2016 SALARY	2016 LUMP SUM	FICA	FRINGE BENEFITS	TOTAL
	POLICE OFFICER III	1 21 2014	\$ 52,676.00	774.50	534.51	0.00	53,985.01	0.00	782.78	0.00	54,767.79
	POLICE OFFICER IV	1 14 2013	\$ 55,774.00	6,198.00	619.72	0.00	62,591.72	0.00	907.58	0.00	63,499.30
	POLICE OFFICER IV	1 14 2013	\$ 55,774.00	6,198.00	619.72	0.00	62,591.72	0.00	907.58	0.00	63,499.30
	POLICE OFFICER IV	1 14 2013	\$ 55,774.00	6,198.00	619.72	0.00	62,591.72	0.00	907.58	0.00	63,499.30
	POLICE OFFICER IV	1 14 2013	\$ 55,774.00	6,198.00	619.72	0.00	62,591.72	0.00	907.58	0.00	63,499.30
	POLICE OFFICER III	1 14 2013	\$ 55,774.00	1,549.50	573.24	0.00	57,896.74	0.00	839.50	0.00	58,736.24
	POLICE OFFICER III	1 14 2013	\$ 55,774.00	1,549.50	573.24	0.00	57,896.74	0.00	839.50	0.00	58,736.24
	POLICE OFFICER I	1 1 2015	\$ 49,577.00	0.00	495.77	0.00	50,072.77	0.00	726.06	0.00	50,798.83
	POLICE OFFICER I	1 1 2015	\$ 49,577.00	0.00	495.77	0.00	50,072.77	0.00	726.06	0.00	50,798.83
	POLICE OFFICER I	1 1 2015	\$ 49,577.00	0.00	495.77	0.00	50,072.77	0.00	726.06	0.00	50,798.83
	POLICE OFFICER I	1 1 2015	\$ 49,577.00	0.00	495.77	0.00	50,072.77	0.00	726.06	0.00	50,798.83
	POLICE OFFICER I	1 1 2015	\$ 49,577.00	0.00	495.77	0.00	50,072.77	0.00	726.06	0.00	50,798.83
	POLICE OFFICER TRAINEE	7 1 2016	\$ 46,478.00	0.00	464.78	0.00	23,471.39	0.00	340.34	0.00	23,811.73
	POLICE OFFICER TRAINEE	7 1 2016	\$ 46,478.00	0.00	464.78	0.00	23,471.39	0.00	340.34	0.00	23,811.73
	POLICE OFFICER TRAINEE	7 1 2016	\$ -	0.00	0.00	0.00	23,471.39	0.00	340.34	0.00	23,811.73
	POLICE OFFICER TRAINEE	7 1 2016	\$ -	0.00	0.00	0.00	23,471.39	0.00	340.34	0.00	23,811.73
	POLICE OFFICER TRAINEE	7 1 2016	\$ -	0.00	0.00	0.00	23,471.39	0.00	340.34	0.00	23,811.73
	POLICE OFFICER TRAINEE	7 1 2016	\$ -	0.00	0.00	0.00	23,471.39	0.00	340.34	0.00	23,811.73
	POLICE OFFICER TRAINEE	7 1 2016	\$ -	0.00	0.00	0.00	23,471.39	0.00	340.34	0.00	23,811.73
	SECRETARY I	7 20 1998	\$ 38,680.46	0.00	386.80	586.01	39,653.27	0.00	3,033.48	0.00	42,686.75
	POLICE DATA TECHNICIAN II	12 31 2001	\$ 39,857.69	2,522.62	423.80	428.04	43,232.15	0.00	3,307.26	0.00	46,539.41
	POLICE DATA TECHNICIAN II	9 3 1985	\$ 42,380.31	0.00	423.80	856.08	43,660.20	0.00	3,340.00	0.00	47,000.20
	POLICE DATA TECHNICIAN II	7 20 1992	\$ 42,380.31	0.00	423.80	856.08	43,660.20	0.00	3,340.00	0.00	47,000.20
	POLICE DATA TECHNICIAN II	9 14 1998	\$ 42,380.31	0.00	423.80	642.06	43,446.17	0.00	3,323.63	0.00	46,769.81
	PARKING ENFORCEMENT OFFICER II	6 2 2000	\$ 37,587.32	0.00	375.87	379.63	38,342.83	0.00	2,933.23	0.00	41,276.05
	PARKING ENFORCEMENT OFFICER II	11 30 1992	\$ 37,587.32	0.00	375.87	759.26	38,722.46	0.00	2,962.27	0.00	41,684.73
	ATRIUM RECEPTIONIST	6 16 2014	\$ 37,587.32	0.00	375.87	0.00	37,963.19	0.00	2,904.18	0.00	40,867.38
	DOG LAW ENFORCEMENT OFFICER II	11 4 1985	\$ 42,380.31	0.00	423.80	856.08	43,660.20	0.00	3,340.00	0.00	47,000.20
	DOG LAW ENFORCEMENT OFFICER I	1 1 1997	\$ 36,536.19	0.00	365.36	553.52	37,455.08	0.00	2,865.31	0.00	40,320.39
	ADMINISTRATIVE ASSISTANT I	1 7 2008	\$ 41,076.97	0.00	410.77	207.44	41,695.18	0.00	3,189.68	0.00	44,884.86
160.00 BARGAINING UNIT TOTALS			9,109,049.03	100,830.27	92,098.79	637,546.95	10,009,939.21	0.00	173,136.56	0.00	10,183,075.77
165.00 TOTAL			9,469,739.19	112,140.11	92,098.79	637,546.95	10,381,939.21	0.00	201,594.56	0.00	10,583,533.77
Police Extra Duty				0.00	0.00	0.00	769,501.96	0.00	11,157.78	0.00	780,659.74
OVERTIME							500,000.00	0.00	7,250.00	0.00	507,250.00
SICK LEAVE BUY-BACK							75,000.00	0.00	1,087.50	0.00	76,087.50
SUBTOTAL-SALARIES/WAGES							11,726,441.17	0.00	221,089.83	0.00	11,947,531.01
SEVERANCE PAY							197,190.50	0.00	2,859.26	0.00	200,049.76
MEDICARE-PART B							1,258.80	0.00	0.00	0.00	1,258.80
LOSS TIME & MED							300,000.00	0.00	0.00	0.00	300,000.00
POLICE PENSION PLAN							2,906,314.54	0.00	0.00	0.00	2,906,314.54
CLOTHING ALLOWANCE							112,382.00	0.00	0.00	0.00	112,382.00
COLLEGE CREDITS							12,100.00	0.00	0.00	0.00	12,100.00
TOTAL SALARIES, LUMP SUM, OVERTIME, FICA AND FRINGE BENEFITS							15,255,687.01	0.00	223,949.10	0.00	15,479,636.11

2016 Approved Budget

Expenditure Line Item

BUDGET UNIT: 01040142 BUREAU OF POLICE

Account	2013 Actual	2014 Actual	2015 Actual YTD (12/21)	2015 Adjusted Budget	2016 Approved Budget
414000 SALARIES & WAGES	\$9,967,861.71	\$9,597,451.08	\$9,200,874.95	\$9,659,819.66	\$10,381,939.21
414900 SALARIES/WAGES-EXTRA DUTY	\$425,516.34	\$561,883.20	\$635,897.25	\$769,501.96	\$769,501.96
416000 OVERTIME	\$464,072.70	\$447,060.94	\$460,982.47	\$523,000.00	\$500,000.00
417000 SICK LEAVE/VACAT BUY-BACK	\$13,208.09	\$18,182.48	\$29,387.80	\$30,260.65	\$75,000.00
419006 MANDATORY MEDICARE	\$0.00	\$0.00	\$0.00	\$0.00	\$0.00
414100 SALARIES/WAGES	\$10,870,658.84	\$10,624,577.70	\$10,327,142.47	\$10,982,582.27	\$11,726,441.17
419001 SOCIAL SECURITY	\$201,046.78	\$186,800.10	\$174,539.59	\$188,931.54	\$223,949.10
419002 MEDICAL	\$0.00	\$0.00	\$0.00	\$0.00	\$0.00
419005 SEVERANCE PAY	\$468,436.49	\$121,395.59	\$128,286.64	\$128,286.64	\$197,190.50
419007 MEDICARE - PART B	\$1,198.80	\$1,258.80	\$1,258.80	\$1,300.00	\$1,258.80
419012 LOSS TIME & MED	\$1,628,077.81	\$287,152.03	\$292,100.74	\$300,000.00	\$300,000.00
419019 CONCESSIONS & VACANCIES	\$0.00	\$0.00	\$0.00	\$0.00	\$0.00
419020 POLICE PENSION PLAN A	\$2,165,623.87	\$2,428,193.38	\$0.00	\$2,973,015.50	\$2,906,314.54
419028 CLOTHING ALLOWANCE	\$101,134.35	\$169,411.15	\$95,439.32	\$120,000.00	\$112,382.00
419029 CLOTHING MAINT ALLOWANCE	\$42,900.00	\$0.00	\$0.00	\$0.00	\$0.00
419049 COLLEGE CREDITS	\$0.00	\$10,000.00	\$11,100.00	\$11,100.00	\$12,100.00
419900 MEDICARE - EXTRA DUTY	\$0.00	\$0.00	\$0.00	\$0.00	\$0.00
419100 FRINGE BENEFITS	\$4,608,418.10	\$3,204,211.05	\$702,725.09	\$3,722,633.68	\$3,753,194.93
419995 PERSONNEL	\$15,479,076.94	\$13,828,788.75	\$11,029,867.56	\$14,705,215.95	\$15,479,636.11
420010 ADVERTISING	\$652.01	\$225.22	\$357.56	\$500.00	\$500.00
420020 PRINTING	\$8,594.94	\$2,258.40	\$3,891.12	\$7,500.00	\$6,000.00
420030 PHOTOGRAPHY	\$0.00	\$0.00	\$0.00	\$3,605.50	\$2,000.00
420040 TELEPHONE	\$42,760.96	\$36,505.73	\$33,399.14	\$36,000.00	\$42,500.00
420050 POSTAGE	\$14,211.48	\$11,456.24	\$10,073.07	\$11,000.00	\$12,000.00
420100 COMMUNICATIONS	\$66,219.39	\$50,445.59	\$47,720.89	\$58,605.50	\$63,000.00
421010 LEGAL	\$0.00	\$0.00	\$0.00	\$0.00	\$0.00
421016 MEDICAL/PSYCHOLOGICAL EXA	\$10,595.00	\$10,045.00	\$1,800.00	\$6,100.00	\$11,800.00
421030 CONSULTING	\$0.00	\$0.00	\$0.00	\$0.00	\$0.00
421040 COLLECTION(OPT & LIENS)	\$0.00	\$0.00	\$0.00	\$0.00	\$0.00
421050 OTHER PROFESSIONAL FEES	\$0.00	\$0.00	\$0.00	\$0.00	\$0.00
421060 STENOGRAPHER	\$0.00	\$0.00	\$0.00	\$0.00	\$0.00
421070 ARBITRATION	\$2,510.21	\$3,029.68	\$6,685.50	\$8,478.80	\$12,500.00
421080 FILING FEES	\$0.00	\$0.00	\$0.00	\$0.00	\$0.00
421100 PROFESSIONAL SRVC	\$13,105.21	\$13,074.68	\$8,485.50	\$14,578.80	\$24,300.00
422000 SEWERAGE	\$0.00	\$0.00	\$0.00	\$0.00	\$0.00
422010 WATER	\$0.00	\$0.00	\$0.00	\$0.00	\$0.00
422020 ELECTRICITY	\$9,442.53	\$12,049.22	\$9,182.62	\$12,000.00	\$0.00
422030 HEAT	\$0.00	\$0.00	\$0.00	\$0.00	\$0.00
422080 SEWERAGE MAINT CHARGES	\$0.00	\$0.00	\$0.00	\$0.00	\$0.00
422100 UTILITIES & SRVC	\$9,442.53	\$12,049.22	\$9,182.62	\$12,000.00	\$0.00
423011 AUTO DEDUCT	\$57,563.91	\$123,078.47	\$38,418.25	\$110,400.00	\$100,000.00
423020 GENERAL LIABILITY PREM	\$0.00	\$0.00	\$0.00	\$0.00	\$0.00
423021 GEN LIAB DEDUCT	\$0.00	\$0.00	\$0.00	\$0.00	\$0.00
423080 POLICE PROF PREM	\$227,034.59	\$271,634.30	\$257,331.17	\$257,331.17	\$279,612.28
423081 POLICE PROF DEDUCT	\$91,054.14	\$44,283.06	\$61,352.82	\$66,600.00	\$66,600.00
423100 INSURANCE	\$375,652.64	\$438,995.83	\$357,102.24	\$434,331.17	\$446,212.28
424060 OTHER RENTALS	\$0.00	\$0.00	\$0.00	\$0.00	\$0.00
424100 RENTALS	\$0.00	\$0.00	\$0.00	\$0.00	\$0.00

2016 Approved Budget

Expenditure Line Item

BUDGET UNIT: 01040142 BUREAU OF POLICE

Account	2013 Actual	2014 Actual	2015 Actual YTD (12/21)	2015 Adjusted Budget	2016 Approved Budget
425000 OFFICE EQUIPMENT	\$0.00	\$308.40	\$26.97	\$200.00	\$500.00
425010 VEHICULAR EQUIPMENT	\$253.30	\$453.53	\$584.50	\$600.00	\$1,800.00
425090 MAINT SERV CONTRACT	\$22,088.00	\$21,612.78	\$20,492.23	\$24,060.00	\$94,105.00
425099 OTHER CONT MAINT	\$1,698.32	\$1,093.56	\$36.00	\$1,500.00	\$600.00
425100 MAINT & REPAIRS	\$24,039.62	\$23,468.27	\$21,139.70	\$26,360.00	\$97,005.00
429001 TUITION/TRAINING	\$29,762.51	\$74,330.46	\$43,718.74	\$59,480.00	\$115,550.00
429005 NUISANCE	\$0.00	\$0.00	\$0.00	\$0.00	\$0.00
429008 POLICE & FIRE MEAL ALLOW.	\$0.00	\$0.00	\$0.00	\$0.00	\$0.00
429009 ADMIN/TRUSTEE FEE	\$690.62	\$576.14	\$304.50	\$500.00	\$500.00
429010 PRISONER CARE	\$46.95	\$125.65	\$59.20	\$125.00	\$250.00
429014 CONTRACTED PERSONNEL SVS.	\$0.00	\$0.00	\$0.00	\$0.00	\$0.00
429016 CONFERENCES	\$325.00	\$319.83	\$0.00	\$400.00	\$0.00
429017 MEMBERSHIPS	\$525.00	\$1,525.00	\$695.00	\$1,600.00	\$1,000.00
429060 TOWING	\$935.00	\$5,835.00	\$1,995.00	\$6,500.00	\$6,500.00
429090 MISC CONTRACTED SRVCS	\$60,854.19	\$92,845.05	\$87,197.54	\$121,675.70	\$114,390.00
429100 CONTRACTED SRVC	\$93,139.27	\$175,557.13	\$133,969.98	\$190,280.70	\$238,190.00
429995 SERVICES	\$581,598.66	\$713,590.72	\$577,600.93	\$736,156.17	\$868,707.28
430001 EDUCATIONAL	\$0.00	\$0.00	\$0.00	\$0.00	\$0.00
430002 SOFTWARE	\$41.29	\$0.00	\$0.00	\$500.00	\$69,500.00
430003 SUBSCRIPTIONS	\$0.00	\$0.00	\$0.00	\$0.00	\$0.00
430004 AUDIO-VISUAL	\$0.00	\$0.00	\$0.00	\$0.00	\$0.00
430005 DUPLICATING	\$0.00	\$0.00	\$0.00	\$0.00	\$0.00
430006 PHOTOGRAPHY	\$0.00	\$0.00	\$0.00	\$0.00	\$0.00
430008 DATA PROCESSING	\$0.00	\$0.00	\$0.00	\$0.00	\$0.00
430009 OFFICE	\$3,013.98	\$2,678.68	\$4,635.10	\$5,000.00	\$24,270.00
430011 CUSTODIAL	\$0.00	\$0.00	\$0.00	\$0.00	\$0.00
430012 PERSONAL SAFETY	\$5,960.54	\$42,370.16	\$38,486.45	\$49,000.00	\$35,900.00
430014 WEARING APPAREL	\$1,353.45	\$540.46	\$1,360.46	\$1,600.00	\$46,176.00
430016 MEDICAL/LAB	\$2,060.49	\$347.56	\$14,662.00	\$17,000.00	\$5,000.00
430034 TRAFFIC CONTROL	\$0.00	\$0.00	\$0.00	\$0.00	\$0.00
430036 BLDG CONSTRUCTION	\$0.00	\$0.00	\$0.00	\$0.00	\$0.00
430037 CHEMICALS	\$0.00	\$0.00	\$0.00	\$0.00	\$0.00
430052 VEHICLE PARTS & SUPPLIES	\$0.00	\$165.00	\$471.10	\$1,000.00	\$10,350.00
430099 MISC SUPPLIES AND EXP	\$0.00	\$0.00	\$0.00	\$0.00	\$0.00
430100 SUPPLIES & EXP	\$12,429.75	\$46,101.86	\$59,615.11	\$74,100.00	\$191,196.00
439015 OFFICE EQUIPMENT	\$0.00	\$0.00	\$0.00	\$0.00	\$0.00
439030 VEHICULAR EQUIPMENT	\$0.00	\$0.00	\$8,848.43	\$36,000.00	\$54,500.00
439100 MINOR CAPITAL	\$0.00	\$0.00	\$8,848.43	\$36,000.00	\$54,500.00
439995 SUPPLIES	\$12,429.75	\$46,101.86	\$68,463.54	\$110,100.00	\$245,696.00
453004 EQUIPMENT-VEHICLE	\$100,000.00	\$0.00	\$200,191.16	\$402,000.00	\$208,000.00
453015 OFFICE EQUIPMENT	\$0.00	\$0.00	\$0.00	\$0.00	\$0.00
453036 EQUIPMENT-PUBLIC SAFETY	\$0.00	\$1,100.00	\$23,586.97	\$25,000.00	\$35,000.00
453100 CAPITAL OUTLAY	\$100,000.00	\$1,100.00	\$223,778.13	\$427,000.00	\$243,000.00
463000 MATCHING SHARE GRANTS	\$0.00	\$0.00	\$0.00	\$0.00	\$0.00
460100 SUBSIDIES & GRANTS	\$0.00	\$0.00	\$0.00	\$0.00	\$0.00
481055 LIABILITY INSURANCE CLAIM	\$0.00	\$0.00	\$0.00	\$0.00	\$0.00
480000 NON-EXPENDITURE ITEMS	\$0.00	\$0.00	\$0.00	\$0.00	\$0.00

2016 Approved Budget

Expenditure Line Item

BUDGET UNIT: 01040142 BUREAU OF POLICE

Account	2013 Actual	2014 Actual	2015 Actual YTD (12/21)	2015 Adjusted Budget	2016 Approved Budget
485000 REFUND PRIOR YEAR REVENUE	\$0.00	\$0.00	\$0.00	\$0.00	\$0.00
485002 FINES AND SETTLEMENTS	\$15,000.00	\$0.00	\$20,000.00	\$20,000.00	\$0.00
486000 PYMT OF PRIOR YR EXPEND.	\$0.00	\$0.00	\$0.00	\$0.00	\$0.00
490000 AUDIT EXCEPTIONS	\$0.00	\$0.00	\$0.00	\$0.00	\$0.00
480100 NON-EXP ITEMS	\$15,000.00	\$0.00	\$20,000.00	\$20,000.00	\$0.00
499995 OTHER	\$115,000.00	\$1,100.00	\$243,778.13	\$447,000.00	\$243,000.00
01040142 POLICE	\$16,188,105.35	\$14,589,581.33	\$11,919,710.16	\$15,998,472.12	\$16,837,039.39

BUREAU OF FIRE

The Harrisburg Bureau of Fire exists to serve the City of Harrisburg, and when needed, the greater Harrisburg metropolitan area by providing effective fire suppression, emergency medical services, tactical rescue, urban search and rescue, water rescue, hazardous materials response, fire prevention, codes enforcement, and public safety education.

The Bureau of Fire is a team of highly motivated diverse individuals dedicated in common to public interaction and providing efficient services. This involves the use of modern fire and rescue equipment, integrated up-to-date training and safety techniques, computer technology, and cooperation with surrounding fire, rescue, and EMS agencies to provide the best service available by making public safety and protection our perpetual primary priority.

Effective suppression of fires involves arriving at the scene of an emergency quickly so the persons can be rescued and the fire can be attacked to prevent the spread of fire. It is the goal of the Bureau of Fire not to allow a fire to extend beyond the room, floor, or building of origin that is found involved in fire when arriving on scene. To effectively carry out our mission, the Bureau of Fire responds from three fire stations with five pieces of front line apparatus that are staffed 24/7 by at least 15 firefighters and fire officers.

The Bureau also maintains a fleet of boats; water rescue related tools and equipment, as well as highly trained staff. These resources provide advanced capabilities to deal with incidents on the Susquehanna River and its islands, as well as the small lakes and streams that are contained within the borders of the City. The water craft are also deployed to assist stranded motorists during street flooding events.

The Bureau of Fire, by providing effective emergency medical services, has fostered a close working relationship with Pinnacle Health's Community LifeTeam to assist in providing prompt EMS care to the citizens and visitors to our City. All Bureau of Fire apparatus is equipped with Automated External Defibrillators (AED's) and is able to provide prompt response. All new Fire Bureau recruits are required to maintain EMT status for the duration of their employment.

The Bureau of Fire is proactive in teaching fire prevention and preventing fires and other emergencies before they occur. The Fire Prevention Officer interacts on a daily basis with schools, daycares, and businesses to provide quality fire prevention materials and training. The Fire Inspector conducts fire inspections for the vast array of businesses in the City by taking a proactive approach. The Fire Inspector also initiates inspections from complaints received from residents and business owners, and works collectively with the Bureau of Codes to successfully mitigate hazardous conditions.

The Bureau of Fire is also responsible for effectively running the City's Emergency Operations Center during natural and man-made disasters, coordinating and running the Rescue 1 program, providing manpower for the PA Urban Search and Rescue Task Force, administering the Juvenile Fire Setter Intervention Program, maintaining an active role in the South Central PA Counter Terrorism Task Force, actively participating with the Dauphin County Hazardous Materials Response Team, as well as many other required and fiduciary responsibilities.

BUREAU OF FIRE

EXPENDITURE ANALYSIS DETAIL 2016 APPROVED BUDGET

General Fund

0151 Fire

Allocation Plan			Position Control					
PERSONNEL			JOB CLASSIFICATION	2015 Adjusted	2016 Approved	2015 Adjusted	2016 Approved	
Salaries-Mgmt	152,380	157,380	Fire Chief	1	1	85,880	85,880	
Salaries-BU	4,517,769	4,790,591	Deputy Chief	1	1	66,500	71,500	
Overtime	833,000	650,000						
Premium	325,000	365,000	Total Management	2	2	152,380	157,380	
Fringe Benefits	382,273	420,344						
Miscellaneous	812,117	738,358	Battalion Chief	4	4	288,388	291,272	
TOTAL	7,022,539	7,121,673	Captain	4	4	277,349	281,994	
SERVICES			Lieutenant	8	8	532,702	540,453	
			Firefighter Driver/Operator	42	44	2,358,310	2,686,185	
			Firefighter I	19	17	940,182	837,251	
			Firefighter-Probationary	1	5	84,948	111,546	
	Communications	18,540	19,000	Administrative Assistant I	1	1	41,890	41,890
	Professional Services	35,700	38,000					
	Utilities	61,400	39,100	Reallocation			(6,000)	0
	Insurance	0	0	Total Bargaining Unit	79	83	4,517,769	4,790,591
	Rentals	0	0	Overtime			833,000	650,000
	Maintenance & Repairs	71,000	126,000	Premium			325,000	365,000
Contracted Services	103,200	104,100						
TOTAL	289,840	326,200	FICA			92,579	94,310	
SUPPLIES			Severance Pay			214,097	250,000	
	Supplies	254,554	286,150	College Credits		6,596	6,800	
	Minor Capital Equipment	61,000	0	Medicare - Part B		69,000	69,234	
	TOTAL	315,554	286,150	Total Fringe Benefits		382,273	420,344	
OTHER	171,800	155,000	Sick Leave Buy-Back			94,240	112,000	
			Hearing Aids			500	500	
	TOTAL APPROPRIATION	7,799,733	7,889,023	Fire Pension Plan		358,000	280,858	
			Clothing Allowance		79,500	95,000		
			Loss Time & Med		279,877	250,000		
			Concessions		0	0		
			Total Miscellaneous			812,117	738,358	
			TOTAL	81	85	7,022,539	7,121,673	

PUBLIC SAFETY

FIRE - 0151

EMPLOYEE	POSITION	ANNIV. / D.O.B.	2015 END OF YR SALARY	2016 GRADE/STEP INCREASE	2016 ANNUAL INCREASE	2016 LONG.	2016 SALARY	2016 LUMP SUM	FICA	FRINGE BENEFITS	TOTAL
	FIRE CHIEF	3 9 2000	\$ 85,880.00	0.00	0.00	0.00	85,880.00	0.00	1,245.26	0.00	87,125.26
	DEPUTY CHIEF	8 27 1990	\$ 71,500.00	0.00	0.00	0.00	71,500.00	0.00	1,036.75	0.00	72,536.75
2.00	MANAGEMENT TOTALS		157,380.00	0.00	0.00	0.00	157,380.00	0.00	2,282.01	0.00	159,662.01
	BATTALION CHIEF	3 9 2000	\$ 64,086.30	0.00	640.86	8,414.53	73,141.69	0.00	1,060.55	0.00	74,202.25
	ACTING BATTALION CHIEF	3 2 2001	\$ 64,086.30	0.00	640.86	8,414.53	73,141.69	0.00	1,060.55	0.00	74,202.25
	ACTING BATTALION CHIEF	3 3 2003	\$ 64,086.30	0.00	640.86	7,119.99	71,847.15	0.00	1,041.78	0.00	72,888.93
	BATTALION CHIEF	3 17 1997	\$ 64,086.30	0.00	640.86	8,414.53	73,141.69	0.00	1,060.55	0.00	74,202.25
	FIRE CAPTAIN	1 1 1997	\$ 61,770.43	0.00	617.70	8,110.46	70,498.59	0.00	1,022.23	0.00	71,520.82
	FIRE CAPTAIN	1 1 1997	\$ 61,770.43	0.00	617.70	8,110.46	70,498.59	0.00	1,022.23	0.00	71,520.82
	FIRE CAPTAIN	1 1 1997	\$ 61,770.43	0.00	617.70	8,110.46	70,498.59	0.00	1,022.23	0.00	71,520.82
	FIRE CAPTAIN	1 1 1997	\$ 61,770.43	0.00	617.70	8,110.46	70,498.59	0.00	1,022.23	0.00	71,520.82
	FIRE LIEUTENANT	3 11 1996	\$ 59,988.98	0.00	599.89	7,876.55	68,465.42	0.00	992.75	0.00	69,458.17
	FIRE LIEUTENANT	3 11 1996	\$ 59,988.98	0.00	599.89	7,876.55	68,465.42	0.00	992.75	0.00	69,458.17
	FIRE LIEUTENANT	3 17 1997	\$ 59,988.98	0.00	599.89	7,876.55	68,465.42	0.00	992.75	0.00	69,458.17
	FIRE LIEUTENANT	3 16 1998	\$ 59,988.98	0.00	599.89	7,876.55	68,465.42	0.00	992.75	0.00	69,458.17
	FIRE LIEUTENANT	3 3 2003	\$ 59,988.98	0.00	599.89	6,664.78	67,253.65	0.00	975.18	0.00	68,228.82
	FIRE LIEUTENANT	3 3 2003	\$ 59,988.98	0.00	599.89	6,664.78	67,253.65	0.00	975.18	0.00	68,228.82
	FIRE LIEUTENANT	3 7 2005	\$ 59,988.98	0.00	599.89	5,453.00	66,041.87	0.00	957.61	0.00	66,999.48
	FIRE LIEUTENANT	3 7 2005	\$ 59,988.98	0.00	599.89	5,453.00	66,041.87	0.00	957.61	0.00	66,999.48
	FIREFIGHTER DRIVER/OPERATOR	3 7 2005	\$ 55,535.38	0.00	555.35	5,048.17	61,138.90	0.00	886.51	0.00	62,025.41
	FIREFIGHTER DRIVER/OPERATOR	3 7 2005	\$ 55,535.38	0.00	555.35	5,048.17	61,138.90	0.00	886.51	0.00	62,025.41
	FIREFIGHTER DRIVER/OPERATOR	3 3 2008	\$ 55,535.38	0.00	555.35	3,365.44	59,456.18	0.00	862.11	0.00	60,318.29
	FIREFIGHTER/INSPECTOR	8 7 1989	\$ 55,535.38	0.00	555.35	7,291.80	63,382.53	0.00	919.05	0.00	64,301.58
	FIREFIGHTER DRIVER/OPERATOR	8 31 2009	\$ 55,535.38	0.00	555.35	2,804.54	58,895.27	0.00	853.98	0.00	59,749.25
	FIREFIGHTER DRIVER/OPERATOR	9 8 1998	\$ 55,535.38	0.00	555.35	7,291.80	63,382.53	0.00	919.05	0.00	64,301.58
	FIREFIGHTER DRIVER/OPERATOR	3 13 1995	\$ 55,535.38	0.00	555.35	7,291.80	63,382.53	0.00	919.05	0.00	64,301.58
	FIREFIGHTER DRIVER/OPERATOR	8 29 2003	\$ 55,535.38	0.00	555.35	6,169.98	62,260.71	0.00	902.78	0.00	63,163.49
	FIREFIGHTER DRIVER/OPERATOR	8 29 2003	\$ 55,535.38	0.00	555.35	6,169.98	62,260.71	0.00	902.78	0.00	63,163.49
	FIREFIGHTER DRIVER/OPERATOR	3 13 1995	\$ 55,535.38	0.00	555.35	7,291.80	63,382.53	0.00	919.05	0.00	64,301.58
	FIREFIGHTER DRIVER/OPERATOR	3 3 2008	\$ 55,535.38	0.00	555.35	3,365.44	59,456.18	0.00	862.11	0.00	60,318.29
	FIREFIGHTER DRIVER/OPERATOR	3 17 1997	\$ 55,535.38	0.00	555.35	7,291.80	63,382.53	0.00	919.05	0.00	64,301.58
	FIREFIGHTER DRIVER/OPERATOR	3 6 2006	\$ 55,535.38	0.00	555.35	4,487.26	60,577.99	0.00	878.38	0.00	61,456.37
	FIREFIGHTER DRIVER/OPERATOR	3 3 2003	\$ 55,535.38	0.00	555.35	6,169.98	62,260.71	0.00	902.78	0.00	63,163.49
	FIREFIGHTER DRIVER/OPERATOR	3 6 2006	\$ 55,535.38	0.00	555.35	4,487.26	60,577.99	0.00	878.38	0.00	61,456.37
	FIREFIGHTER DRIVER/OPERATOR	3 9 2000	\$ 55,535.38	0.00	555.35	7,291.80	63,382.53	0.00	919.05	0.00	64,301.58
	FIREFIGHTER DRIVER/OPERATOR	3 9 2000	\$ 55,535.38	0.00	555.35	7,291.80	63,382.53	0.00	919.05	0.00	64,301.58
	FIREFIGHTER DRIVER/OPERATOR	3 6 2006	\$ 55,535.38	0.00	555.35	4,487.26	60,577.99	0.00	878.38	0.00	61,456.37
	FIREFIGHTER DRIVER/OPERATOR	3 7 2005	\$ 55,535.38	0.00	555.35	5,048.17	61,138.90	0.00	886.51	0.00	62,025.41

PUBLIC SAFETY

FIRE - 0151

EMPLOYEE	POSITION	ANNIV. /			2015	2016	2016	2016	2016	2016	2016	FRINGE	TOTAL
		D.O.B.	END OF YR	GRADE/STEP	ANNUAL	INCREASE	INCREASE	LONG.	SALARY	LUMP SUM	FICA	BENEFITS	
	FIREFIGHTER DRIVER/OPERATOR	8 29 2003	\$ 55,535.38	0.00	555.35		555.35	6,169.98	62,260.71	0.00	902.78	0.00	63,163.49
	FIREFIGHTER DRIVER/OPERATOR	3 8 1999	\$ 55,535.38	0.00	555.35		555.35	7,291.80	63,382.53	0.00	919.05	0.00	64,301.58
	FIREFIGHTER DRIVER/OPERATOR	3 3 2008	\$ 55,535.38	0.00	555.35		555.35	3,365.44	59,456.18	0.00	862.11	0.00	60,318.29
	FIREFIGHTER DRIVER/OPERATOR	8 29 2003	\$ 55,535.38	0.00	555.35		555.35	6,169.98	62,260.71	0.00	902.78	0.00	63,163.49
	FIREFIGHTER DRIVER/OPERATOR	3 6 2006	\$ 55,535.38	0.00	555.35		555.35	4,487.26	60,577.99	0.00	878.38	0.00	61,456.37
	FIREFIGHTER DRIVER/OPERATOR	3 8 1999	\$ 55,535.38	0.00	555.35		555.35	7,291.80	63,382.53	0.00	919.05	0.00	64,301.58
	FIREFIGHTER DRIVER/OPERATOR	7 22 1985	\$ 55,535.38	0.00	555.35		555.35	7,291.80	63,382.53	0.00	919.05	0.00	64,301.58
	FIREFIGHTER DRIVER/OPERATOR	3 3 2003	\$ 55,535.38	0.00	555.35		555.35	6,169.98	62,260.71	0.00	902.78	0.00	63,163.49
	FIREFIGHTER DRIVER/OPERATOR	8 29 1994	\$ 55,535.38	0.00	555.35		555.35	7,291.80	63,382.53	0.00	919.05	0.00	64,301.58
	FIREFIGHTER DRIVER/OPERATOR	3 9 2000	\$ 55,535.38	0.00	555.35		555.35	7,291.80	63,382.53	0.00	919.05	0.00	64,301.58
	FIREFIGHTER DRIVER/OPERATOR	8 27 1990	\$ 55,535.38	0.00	555.35		555.35	7,291.80	63,382.53	0.00	919.05	0.00	64,301.58
	FIREFIGHTER DRIVER/OPERATOR	8 27 1990	\$ 55,535.38	0.00	555.35		555.35	7,291.80	63,382.53	0.00	919.05	0.00	64,301.58
	FIREFIGHTER DRIVER/OPERATOR	8 27 1990	\$ 55,535.38	0.00	555.35		555.35	7,291.80	63,382.53	0.00	919.05	0.00	64,301.58
	FIREFIGHTER DRIVER/OPERATOR	3 7 2005	\$ 55,535.38	0.00	555.35		555.35	5,048.17	61,138.90	0.00	886.51	0.00	62,025.41
	FIREFIGHTER DRIVER/OPERATOR	3 3 2008	\$ 55,535.38	0.00	555.35		555.35	3,365.44	59,456.18	0.00	862.11	0.00	60,318.29
	FIREFIGHTER DRIVER/OPERATOR	3 17 1997	\$ 55,535.38	0.00	555.35		555.35	7,291.80	63,382.53	0.00	919.05	0.00	64,301.58
	FIREFIGHTER DRIVER/OPERATOR	6 4 2012	\$ 55,535.38	0.00	555.35		555.35	1,121.81	57,212.55	0.00	829.58	0.00	58,042.13
	FIREFIGHTER DRIVER/OPERATOR	6 4 2012	\$ 55,535.38	0.00	555.35		555.35	1,121.81	57,212.55	0.00	829.58	0.00	58,042.13
	FIREFIGHTER DRIVER/OPERATOR	6 4 2012	\$ 55,535.38	0.00	555.35		555.35	1,121.81	57,212.55	0.00	829.58	0.00	58,042.13
	FIREFIGHTER DRIVER/OPERATOR	6 4 2012	\$ 55,535.38	0.00	555.35		555.35	1,121.81	57,212.55	0.00	829.58	0.00	58,042.13
	FIREFIGHTER DRIVER/OPERATOR	6 4 2012	\$ 55,535.38	0.00	555.35		555.35	1,121.81	57,212.55	0.00	829.58	0.00	58,042.13
	FIREFIGHTER DRIVER/OPERATOR	6 4 2012	\$ 55,535.38	0.00	555.35		555.35	1,121.81	57,212.55	0.00	829.58	0.00	58,042.13
	FIREFIGHTER DRIVER/OPERATOR	6 4 2012	\$ 55,535.38	0.00	555.35		555.35	1,121.81	57,212.55	0.00	829.58	0.00	58,042.13
	FIREFIGHTER DRIVER/OPERATOR	6 4 2012	\$ 55,535.38	0.00	555.35		555.35	1,121.81	57,212.55	0.00	829.58	0.00	58,042.13
	FIREFIGHTER I	3 24 2014	\$ 46,775.23	2,598.62	493.74		493.74	0.00	49,867.59	0.00	723.08	0.00	50,590.67
	FIREFIGHTER I	3 24 2014	\$ 46,775.23	2,598.62	493.74		493.74	0.00	49,867.59	0.00	723.08	0.00	50,590.67
	FIREFIGHTER I	3 24 2014	\$ 46,775.23	2,598.62	493.74		493.74	0.00	49,867.59	0.00	723.08	0.00	50,590.67
	FIREFIGHTER I	3 24 2014	\$ 46,775.23	2,598.62	493.74		493.74	0.00	49,867.59	0.00	723.08	0.00	50,590.67
	FIREFIGHTER I	3 24 2014	\$ 46,775.23	2,598.62	493.74		493.74	0.00	49,867.59	0.00	723.08	0.00	50,590.67
	FIREFIGHTER I	3 24 2014	\$ 46,775.23	2,598.62	493.74		493.74	0.00	49,867.59	0.00	723.08	0.00	50,590.67
	FIREFIGHTER I	3 24 2014	\$ 46,775.23	2,598.62	493.74		493.74	0.00	49,867.59	0.00	723.08	0.00	50,590.67
	FIREFIGHTER I	3 24 2014	\$ 46,775.23	2,598.62	493.74		493.74	0.00	49,867.59	0.00	723.08	0.00	50,590.67
	FIREFIGHTER I	3 24 2014	\$ 46,775.23	2,598.62	493.74		493.74	0.00	49,867.59	0.00	723.08	0.00	50,590.67
	FIREFIGHTER I	3 24 2014	\$ 46,775.23	2,598.62	493.74		493.74	0.00	49,867.59	0.00	723.08	0.00	50,590.67
	FIREFIGHTER I	3 24 2014	\$ 46,775.23	2,598.62	493.74		493.74	0.00	49,867.59	0.00	723.08	0.00	50,590.67
	FIREFIGHTER I	3 16 2015	\$ 44,176.60	2,598.63	467.75		467.75	0.00	47,242.98	0.00	685.02	0.00	47,928.01

PUBLIC SAFETY

FIRE - 0151

		2015			2016		2016		2016		2016		2016		2016		2016		2016		2016		2016		2016		2016		2016		2016		2016		2016		2016		2016		2016		2016		2016		2016		2016		2016		2016		2016		2016		2016		2016		2016		2016		2016		2016		2016		2016		2016		2016		2016		2016		2016		2016		2016		2016		2016		2016		2016		2016		2016		2016		2016		2016		2016		2016		2016		2016		2016		2016		2016		2016		2016		2016		2016		2016		2016		2016		2016		2016		2016		2016		2016		2016		2016		2016		2016		2016		2016		2016		2016		2016		2016		2016		2016		2016		2016		2016		2016		2016		2016		2016		2016		2016		2016		2016		2016		2016		2016		2016		2016		2016		2016		2016		2016		2016		2016		2016		2016		2016		2016		2016		2016		2016		2016		2016		2016		2016		2016		2016		2016		2016		2016		2016		2016		2016		2016		2016		2016		2016		2016		2016		2016		2016		2016		2016		2016		2016		2016		2016		2016		2016		2016		2016		2016		2016		2016		2016		2016		2016		2016		2016		2016		2016		2016		2016		2016		2016		2016		2016		2016		2016		2016		2016		2016		2016		2016		2016		2016		2016		2016		2016		2016		2016		2016		2016		2016		2016		2016		2016		2016		2016		2016		2016		2016		2016		2016		2016		2016		2016		2016		2016		2016		2016		2016		2016		2016		2016		2016		2016		2016		2016		2016		2016		2016		2016		2016		2016		2016		2016		2016		2016		2016		2016		2016		2016		2016		2016		2016		2016		2016		2016		2016		2016		2016		2016		2016		2016		2016		2016		2016		2016		2016		2016		2016		2016		2016		2016		2016		2016		2016		2016		2016		2016		2016		2016		2016		2016		2016		2016		2016		2016		2016		2016		2016		2016		2016		2016		2016		2016		2016		2016		2016		2016		2016		2016		2016		2016		2016		2016		2016		2016		2016		2016		2016		2016		2016		2016		2016		2016		2016		2016		2016		2016		2016		2016		2016		2016		2016		2016		2016		2016		2016		2016		2016		2016		2016		2016		2016		2016		2016		2016		2016		2016		2016		2016		2016		2016		2016		2016		2016		2016		2016		2016		2016		2016		2016		2016		2016		2016		2016		2016		2016		2016		2016		2016		2016		2016		2016		2016		2016		2016		2016		2016		2016		2016		2016		2016		2016		2016		2016		2016		2016		2016		2016		2016		2016		2016		2016		2016		2016		2016		2016		2016		2016		2016		2016		2016		2016		2016		2016		2016		2016		2016		2016		2016		2016		2016		2016		2016		2016		2016		2016		2016		2016		2016		2016		2016		2016		2016		2016		2016		2016		2016		2016		2016		2016		2016		2016		2016		2016		2016		2016		2016		2016		2016		2016		2016		2016		2016		2016		2016		2016		2016		2016		2016		2016		2016		2016		2016		2016		2016		2016		2016		2016		2016		2016		2016		2016		2016		2016		2016		2016		2016		2016		2016		2016		2016		2016		2016		2016		2016		2016		2016		2016		2016		2016		2016		2016		2016		2016		2016		2016		2016		2016		2016		2016		2016		2016		2016		2016		2016		2016		2016		2016		2016		2016		2016		2016		2016		2016		2016		2016		2016		2016		2016		2016		2016		2016		2016		2016		2016		2016		2016		2016		2016		2016		2016		2016		2016		2016		2016		2016		2016		2016		2016		2016		2016		2016		2016		2016		2016		2016		2016		2016		2016		2016		2016		2016		2016		2016		2016		2016		2016		2016		2016		2016		2016		2016		2016		2016		2016		2016		2016		2016		2016		2016		2016		2016		2016		2016		2016		2016		2016		2016		2016		2016		2016		2016		2016		2016		2016		2016		2016		2016		2016		2016		2016		2016		2016		2016		2016		2016		2016		2016		2016		2016		2016		2016		2016		2016		2016		2016		2016		2016		20	
--	--	------	--	--	------	--	------	--	------	--	------	--	------	--	------	--	------	--	------	--	------	--	------	--	------	--	------	--	------	--	------	--	------	--	------	--	------	--	------	--	------	--	------	--	------	--	------	--	------	--	------	--	------	--	------	--	------	--	------	--	------	--	------	--	------	--	------	--	------	--	------	--	------	--	------	--	------	--	------	--	------	--	------	--	------	--	------	--	------	--	------	--	------	--	------	--	------	--	------	--	------	--	------	--	------	--	------	--	------	--	------	--	------	--	------	--	------	--	------	--	------	--	------	--	------	--	------	--	------	--	------	--	------	--	------	--	------	--	------	--	------	--	------	--	------	--	------	--	------	--	------	--	------	--	------	--	------	--	------	--	------	--	------	--	------	--	------	--	------	--	------	--	------	--	------	--	------	--	------	--	------	--	------	--	------	--	------	--	------	--	------	--	------	--	------	--	------	--	------	--	------	--	------	--	------	--	------	--	------	--	------	--	------	--	------	--	------	--	------	--	------	--	------	--	------	--	------	--	------	--	------	--	------	--	------	--	------	--	------	--	------	--	------	--	------	--	------	--	------	--	------	--	------	--	------	--	------	--	------	--	------	--	------	--	------	--	------	--	------	--	------	--	------	--	------	--	------	--	------	--	------	--	------	--	------	--	------	--	------	--	------	--	------	--	------	--	------	--	------	--	------	--	------	--	------	--	------	--	------	--	------	--	------	--	------	--	------	--	------	--	------	--	------	--	------	--	------	--	------	--	------	--	------	--	------	--	------	--	------	--	------	--	------	--	------	--	------	--	------	--	------	--	------	--	------	--	------	--	------	--	------	--	------	--	------	--	------	--	------	--	------	--	------	--	------	--	------	--	------	--	------	--	------	--	------	--	------	--	------	--	------	--	------	--	------	--	------	--	------	--	------	--	------	--	------	--	------	--	------	--	------	--	------	--	------	--	------	--	------	--	------	--	------	--	------	--	------	--	------	--	------	--	------	--	------	--	------	--	------	--	------	--	------	--	------	--	------	--	------	--	------	--	------	--	------	--	------	--	------	--	------	--	------	--	------	--	------	--	------	--	------	--	------	--	------	--	------	--	------	--	------	--	------	--	------	--	------	--	------	--	------	--	------	--	------	--	------	--	------	--	------	--	------	--	------	--	------	--	------	--	------	--	------	--	------	--	------	--	------	--	------	--	------	--	------	--	------	--	------	--	------	--	------	--	------	--	------	--	------	--	------	--	------	--	------	--	------	--	------	--	------	--	------	--	------	--	------	--	------	--	------	--	------	--	------	--	------	--	------	--	------	--	------	--	------	--	------	--	------	--	------	--	------	--	------	--	------	--	------	--	------	--	------	--	------	--	------	--	------	--	------	--	------	--	------	--	------	--	------	--	------	--	------	--	------	--	------	--	------	--	------	--	------	--	------	--	------	--	------	--	------	--	------	--	------	--	------	--	------	--	------	--	------	--	------	--	------	--	------	--	------	--	------	--	------	--	------	--	------	--	------	--	------	--	------	--	------	--	------	--	------	--	------	--	------	--	------	--	------	--	------	--	------	--	------	--	------	--	------	--	------	--	------	--	------	--	------	--	------	--	------	--	------	--	------	--	------	--	------	--	------	--	------	--	------	--	------	--	------	--	------	--	------	--	------	--	------	--	------	--	------	--	------	--	------	--	------	--	------	--	------	--	------	--	------	--	------	--	------	--	------	--	------	--	------	--	------	--	------	--	------	--	------	--	------	--	------	--	------	--	------	--	------	--	------	--	------	--	------	--	------	--	------	--	------	--	------	--	------	--	------	--	------	--	------	--	------	--	------	--	------	--	------	--	------	--	------	--	------	--	------	--	------	--	------	--	------	--	------	--	------	--	------	--	------	--	------	--	------	--	------	--	------	--	------	--	------	--	------	--	------	--	------	--	------	--	------	--	------	--	------	--	------	--	------	--	------	--	------	--	------	--	------	--	------	--	------	--	------	--	------	--	------	--	------	--	------	--	------	--	------	--	------	--	------	--	------	--	------	--	------	--	------	--	------	--	------	--	------	--	------	--	------	--	------	--	------	--	------	--	------	--	------	--	------	--	------	--	------	--	------	--	------	--	------	--	------	--	------	--	------	--	------	--	------	--	------	--	------	--	------	--	------	--	------	--	------	--	------	--	------	--	------	--	------	--	------	--	------	--	------	--	------	--	------	--	------	--	------	--	------	--	------	--	------	--	------	--	------	--	------	--	------	--	------	--	------	--	------	--	------	--	------	--	------	--	------	--	------	--	------	--	------	--	------	--	------	--	------	--	------	--	------	--	------	--	------	--	------	--	------	--	------	--	------	--	------	--	------	--	------	--	------	--	------	--	------	--	------	--	------	--	------	--	------	--	------	--	------	--	------	--	------	--	------	--	------	--	------	--	------	--	------	--	------	--	------	--	------	--	------	--	------	--	------	--	------	--	------	--	------	--	------	--	------	--	------	--	------	--	------	--	------	--	------	--	------	--	------	--	------	--	------	--	------	--	------	--	----	--

2016 Approved Budget

Expenditure Line Item

BUDGET UNIT: 01040151 BUREAU OF FIRE

Account	2013 Actual	2014 Actual	2015 Actual YTD (12/21)	2015 Adjusted Budget	2016 Approved Budget
414000 SALARIES & WAGES	\$4,156,587.30	\$4,515,318.49	\$4,574,172.72	\$4,670,149.75	\$4,947,971.06
416000 OVERTIME	\$2,729,169.99	\$1,828,381.95	\$820,892.21	\$833,000.00	\$650,000.00
416001 PREMIUM	\$0.00	\$0.00	\$293,462.16	\$325,000.00	\$365,000.00
417000 SICK LEAVE/VACAT BUY-BACK	\$89,432.55	\$100,107.09	\$94,239.63	\$94,239.63	\$112,000.00
419006 MANDATORY MEDICARE	\$0.00	\$0.00	\$0.00	\$0.00	\$0.00
414100 SALARIES/WAGES	\$6,975,189.84	\$6,443,807.53	\$5,782,766.72	\$5,922,389.38	\$6,074,971.06
419001 SOCIAL SECURITY	\$95,748.24	\$94,222.32	\$84,808.09	\$92,579.43	\$94,309.76
419002 MEDICAL	\$0.00	\$0.00	\$0.00	\$0.00	\$0.00
419003 GROUP LIFE	\$0.00	\$0.00	\$0.00	\$0.00	\$0.00
419005 SEVERANCE PAY	\$400,041.72	\$208,506.88	\$214,097.12	\$214,097.12	\$250,000.00
419007 MEDICARE - PART B	\$53,488.40	\$64,479.60	\$67,157.10	\$69,000.00	\$69,234.00
419012 LOSS TIME & MED	\$307,606.60	\$175,121.90	\$277,494.24	\$279,877.25	\$250,000.00
419019 CONCESSIONS & VACANCIES	\$0.00	\$0.00	\$0.00	\$0.00	\$0.00
419023 FIRE PENSION PLAN B	\$0.00	\$0.00	\$358,000.00	\$358,000.00	\$280,858.10
419027 HEARING AID -FIRE	\$0.00	\$0.00	\$135.00	\$500.00	\$500.00
419028 CLOTHING ALLOWANCE	\$54,406.50	\$77,735.93	\$70,556.22	\$73,500.00	\$85,000.00
419029 CLOTHING MAINT ALLOWANCE	\$6,360.46	\$6,239.70	\$3,048.00	\$6,000.00	\$10,000.00
419049 COLLEGE CREDITS	\$0.00	\$5,204.00	\$6,596.00	\$6,596.00	\$6,800.00
419100 FRINGE BENEFITS	\$917,651.92	\$631,510.33	\$1,081,891.77	\$1,100,149.80	\$1,046,701.86
419995 PERSONNEL	\$7,892,841.76	\$7,075,317.86	\$6,864,658.49	\$7,022,539.18	\$7,121,672.92
420010 ADVERTISING	\$0.00	\$1,306.71	\$859.91	\$1,200.00	\$2,000.00
420020 PRINTING	\$0.00	\$0.00	\$0.00	\$0.00	\$0.00
420040 TELEPHONE	\$8,977.74	\$8,972.94	\$10,181.75	\$11,800.00	\$10,500.00
420041 E-MAIL/INTERNET	\$7,178.01	\$5,436.27	\$4,731.25	\$5,040.00	\$5,500.00
420050 POSTAGE	\$1,550.98	\$351.28	\$396.57	\$500.00	\$1,000.00
420100 COMMUNICATIONS	\$17,706.73	\$16,067.20	\$16,169.48	\$18,540.00	\$19,000.00
421010 LEGAL	\$0.00	\$0.00	\$0.00	\$0.00	\$0.00
421016 MEDICAL/PSYCHOLOGICAL EXA	\$1,324.78	\$2,450.00	\$700.00	\$700.00	\$3,000.00
421050 OTHER PROFESSIONAL FEES	\$0.00	\$1,211.25	\$0.00	\$0.00	\$0.00
421070 ARBITRATION	\$50,691.72	\$32,999.23	\$27,700.11	\$35,000.00	\$35,000.00
421100 PROFESSIONAL SRVC	\$52,016.50	\$36,660.48	\$28,400.11	\$35,700.00	\$38,000.00
422000 SEWERAGE	\$2,425.99	\$2,183.11	\$1,725.28	\$2,000.00	\$2,000.00
422010 WATER	\$7,544.42	\$5,473.76	\$4,906.53	\$4,935.00	\$6,600.00
422020 ELECTRICITY	\$32,290.43	\$39,253.47	\$32,191.82	\$33,000.00	\$0.00
422030 HEAT	\$13,063.67	\$28,147.46	\$14,253.60	\$20,865.00	\$30,000.00
422080 SEWERAGE MAINT CHARGES	\$0.00	\$327.89	\$259.12	\$600.00	\$500.00
422091 DISPOSAL	\$0.00	\$0.00	\$0.00	\$0.00	\$0.00
422095 UTILITIES & SERVICES	\$0.00	\$0.00	\$0.00	\$0.00	\$0.00
422100 UTILITIES & SRVC	\$55,324.51	\$75,385.69	\$53,336.35	\$61,400.00	\$39,100.00
425000 OFFICE EQUIPMENT	\$0.00	\$169.90	\$174.35	\$1,000.00	\$2,500.00
425010 VEHICULAR EQUIPMENT	\$234.01	\$3,604.08	\$452.74	\$500.00	\$4,000.00
425030 BUILDING MAINT	\$21,981.89	\$15,175.69	\$24,806.21	\$55,000.00	\$100,000.00
425050 COMMUNICATIONS EQUIPMENT	\$116.52	\$2,940.44	\$2,145.69	\$5,000.00	\$5,000.00
425060 OPERATIONS EQUIPMENT	\$2,899.99	\$11,971.27	\$2,458.04	\$5,000.00	\$10,000.00
425090 MAINT SERV CONTRACT	\$1,442.00	\$2,805.68	\$3,594.16	\$4,500.00	\$4,500.00
425099 OTHER CONT MAINT	\$0.00	\$0.00	\$0.00	\$0.00	\$0.00
425100 MAINT & REPAIRS	\$26,674.41	\$36,667.06	\$33,631.19	\$71,000.00	\$126,000.00
429001 TUITION/TRAINING	\$11,001.75	\$73,561.37	\$81,559.67	\$96,500.00	\$103,400.00
429004 OFFICER I CERT. (FIRE)	\$325.00	\$0.00	\$0.00	\$5,000.00	\$0.00
429005 NUISANCE	\$0.00	\$0.00	\$0.00	\$0.00	\$0.00

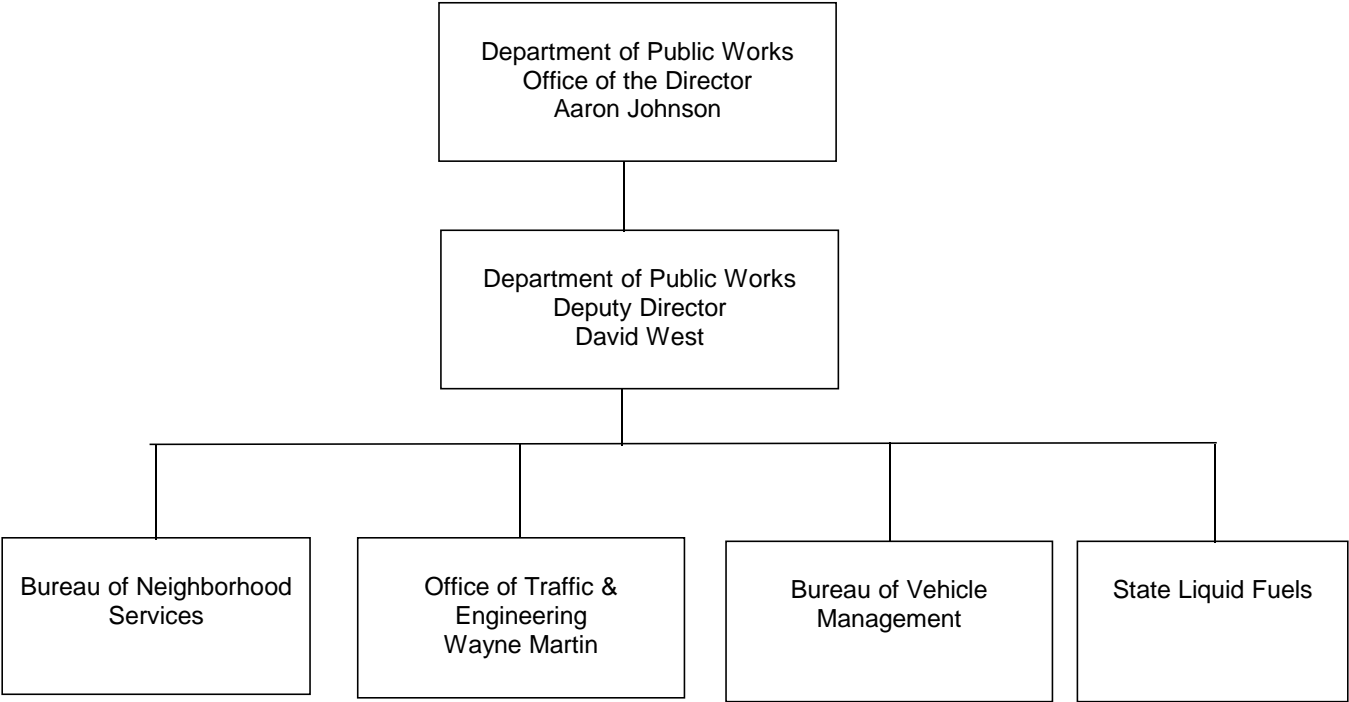
2016 Approved Budget

Expenditure Line Item

BUDGET UNIT: 01040151 BUREAU OF FIRE

Account	2013 Actual	2014 Actual	2015 Actual YTD (12/21)	2015 Adjusted Budget	2016 Approved Budget
429009 ADMIN/TRUSTEE FEE	\$210.34	\$243.31	\$132.45	\$200.00	\$200.00
429014 CONTRACTED PERSONNEL SVS.	\$0.00	\$0.00	\$0.00	\$0.00	\$0.00
429016 CONFERENCES	\$0.00	\$0.00	\$0.00	\$0.00	\$0.00
429017 MEMBERSHIPS	\$20.00	\$185.00	\$270.00	\$500.00	\$500.00
429029 FIRE ACCREDITATION	\$0.00	\$748.51	\$946.16	\$1,000.00	\$0.00
429090 MISC CONTRACTED SRVCS	\$0.00	\$0.00	\$0.00	\$0.00	\$0.00
429100 CONTRACTED SRVC	\$11,557.09	\$74,738.19	\$82,908.28	\$103,200.00	\$104,100.00
429995 SERVICES	\$163,279.24	\$239,518.62	\$214,445.41	\$289,840.00	\$326,200.00
430001 EDUCATIONAL	\$200.00	\$6,415.00	\$842.19	\$2,000.00	\$5,000.00
430002 SOFTWARE	\$7,784.54	\$4,864.54	\$4,864.54	\$4,900.00	\$4,900.00
430003 SUBSCRIPTIONS	\$0.00	\$0.00	\$0.00	\$0.00	\$0.00
430004 AUDIO-VISUAL	\$0.00	\$0.00	\$0.00	\$0.00	\$0.00
430005 DUPLICATING	\$0.00	\$0.00	\$0.00	\$0.00	\$0.00
430006 PHOTOGRAPHY	\$0.00	\$952.10	\$0.00	\$0.00	\$0.00
430008 DATA PROCESSING	\$0.00	\$266.79	\$0.00	\$0.00	\$500.00
430009 OFFICE	\$0.00	\$0.00	\$0.00	\$0.00	\$0.00
430011 CUSTODIAL	\$6,578.64	\$7,396.32	\$5,123.25	\$5,500.00	\$9,000.00
430012 PERSONAL SAFETY	\$988.93	\$791.80	\$0.00	\$5,000.00	\$10,000.00
430013 FIREFIGHTING	\$4,940.58	\$15,624.59	\$3,407.35	\$25,000.00	\$10,000.00
430014 WEARING APPAREL	\$28,000.00	\$37,846.22	\$26,828.48	\$28,000.00	\$52,500.00
430016 MEDICAL/LAB	\$226.05	\$226.73	\$0.00	\$250.00	\$250.00
430020 FIRE HEALTH AND SAFETY	\$3,307.50	\$3,980.45	\$447.45	\$4,000.00	\$4,000.00
430042 TOOLS & HARDWARE	\$1,082.56	\$1,322.46	\$2,407.29	\$5,000.00	\$10,000.00
430050 MOTOR FUELS/LUBRICANTS	\$0.00	\$0.00	\$0.00	\$0.00	\$0.00
430051 TIRES & BATTERIES	\$0.00	\$0.00	\$15,349.57	\$24,904.00	\$30,000.00
430052 VEHICLE PARTS & SUPPLIES	\$542.65	\$56,212.02	\$110,569.26	\$150,000.00	\$150,000.00
430053 VEHICLE REPAIR TOOLS	\$0.00	\$0.00	\$0.00	\$0.00	\$0.00
430099 MISC SUPPLIES AND EXP	\$0.00	\$0.00	\$0.00	\$0.00	\$0.00
430100 SUPPLIES & EXP	\$53,651.45	\$135,899.02	\$169,839.38	\$254,554.00	\$286,150.00
439020 BUILDINGS & STRUCTURES	\$0.00	\$0.00	\$0.00	\$0.00	\$0.00
439030 VEHICULAR EQUIPMENT	\$0.00	\$3,500.00	\$0.00	\$0.00	\$0.00
439060 OPERATIONS EQUIPMENT	\$0.00	\$59,323.20	\$0.00	\$61,000.00	\$0.00
439090 OFFICE EQUIPMENT	\$0.00	\$0.00	\$0.00	\$0.00	\$0.00
439100 MINOR CAPITAL	\$0.00	\$62,823.20	\$0.00	\$61,000.00	\$0.00
439995 SUPPLIES	\$53,651.45	\$198,722.22	\$169,839.38	\$315,554.00	\$286,150.00
453000 OPERATIONS EQUIPMENT	\$0.00	\$0.00	\$1,800.00	\$1,800.00	\$75,000.00
450100 CAPITAL OUTLAY	\$0.00	\$0.00	\$1,800.00	\$1,800.00	\$75,000.00
452013 STATION 2	\$0.00	\$129,730.80	\$0.00	\$0.00	\$0.00
452000 BUILDINGS & STRUCT	\$0.00	\$129,730.80	\$0.00	\$0.00	\$0.00
453032 AUTOMOTIVE	\$0.00	\$0.00	\$0.00	\$170,000.00	\$0.00
453049 LEASE PURCHASE	\$0.00	\$0.00	\$0.00	\$0.00	\$80,000.00
453100 CAPITAL OUTLAY	\$0.00	\$0.00	\$0.00	\$170,000.00	\$80,000.00
499995 OTHER	\$0.00	\$129,730.80	\$1,800.00	\$171,800.00	\$155,000.00
01040151 FIRE	\$8,109,772.45	\$7,643,289.50	\$7,250,743.28	\$7,799,733.18	\$7,889,022.92

DEPARTMENT OF PUBLIC WORKS



EXPENDITURE ANALYSIS SUMMARY
2016 APPROVED BUDGET

	2013 Actual	2014 Actual	2015 Actual YTD (12/21)	2015 Adjusted Budget	2016 Approved Budget
DEPARTMENT OF PUBLIC WORKS					
<u>0160 TRAFFIC & ENGINEERING</u>					
Personnel	430,531	487,055	502,166	533,397	724,523
Services	405,451	460,667	555,957	1,139,816	1,474,406
Supplies	35,386	75,286	33,476	79,275	352,500
Other	604,199	383,312	743,736	760,000	674,808
TOTALS	<u>1,475,566</u>	<u>1,406,319</u>	<u>1,835,336</u>	<u>2,512,488</u>	<u>3,226,237</u>
<u>0172 VEHICLE MANAGEMENT</u>					
Personnel	407,460	435,336	406,640	475,903	586,262
Services	169,842	254,590	182,050	322,883	292,150
Supplies	976,196	862,198	537,542	740,733	1,088,700
Other	0	0	188,303	300,000	0
TOTALS	<u>1,553,499</u>	<u>1,552,124</u>	<u>1,314,535</u>	<u>1,839,519</u>	<u>1,967,112</u>
TOTAL DEPARTMENT OF PUBLIC WORKS					
Personnel	837,991	922,391	908,807	1,009,300	1,310,785
Services	575,293	715,256	738,007	1,462,699	1,766,556
Supplies	1,011,582	937,484	571,018	820,008	1,441,200
Other	604,199	383,312	932,039	1,060,000	674,808
TOTAL EXPENDITURES	<u><u>3,029,065</u></u>	<u><u>2,958,443</u></u>	<u><u>3,149,871</u></u>	<u><u>4,352,007</u></u>	<u><u>5,193,349</u></u>

POSITION ANALYSIS SUMMARY
APPROVED BUDGET

	2013 Actual	2014 Actual	2015 Actual YTD (12/21)	2015 Adjusted Budget	2016 Approved Budget
PUBLIC WORKS					
Traffic & Engineering	10.00	11.00	10.00	10.00	13.50
Vehicle Management	<u>9.00</u>	<u>10.00</u>	<u>9.00</u>	<u>9.00</u>	<u>13.00</u>
TOTAL POSITIONS	19.00	21.00	19.00	19.00	26.50

OFFICE OF TRAFFIC & ENGINEERING

The Office Traffic and Engineering, headed by the City Engineer, provides professional engineering services for the maintenance of City streets and utility systems. The Office also ensures the construction of City streets and utility systems are in accordance with City ordinance, state laws, and sound engineering practices. This office also maintains 91 signalized intersections, streetlight repair, and the installation of all traffic control signs as well as the City's GIS System and the official real estate registration for the City.

EXPENDITURE ANALYSIS DETAIL 2016 APPROVED BUDGET

General Fund

0160 Office of Traffic & Engineering

Allocation Plan

Position Control

PERSONNEL	2015	2016	JOB CLASSIFICATION	2015	2016	2015	2016
	Adjusted	Approved		Adjusted	Approved	Adjusted	Approved
Salaries-Mgmt	207,000	156,000	Director	1	0	75,000	0
Salaries-Bargaining Unit	285,490	477,036	City Engineer	1	0.75	75,000	56,250
Adjustment to Salaries	0	0	Facilities Manager	0	0.75	0	42,750
Overtime	3,000	40,000	Traffic Manager &				
Fringe Benefits	37,907	51,487	Traffic Signal & Street Light	1	1	57,000	57,000
			Manager				
TOTAL	533,397	724,523	Total Management	3	2.50	207,000	156,000
SERVICES							
Communications	8,250	4,300	Secretary I	1	0	37,564	0
Professional Services	337,191	552,000	Laborer II	1	3	37,260	112,551
Utilities	450,200	510,856	Laborer II/Building Maint.	1	0	37,260	0
Insurance	0	0	Laborer I/Custodian	1	0	36,231	0
Rentals	25,900	100,000	Engineer's Representative I	0	1	0	46,291
Maintenance & Repairs	305,600	306,000	Engineer's Representative IV	1	1	52,153	52,685
Contracted Services	12,675	1,250	Traffic Engineering Technician I	0	2	0	79,323
			Traffic Engineering Technician III	0	3	0	143,869
TOTAL	1,139,816	1,474,406	Registrar of Real Estate III	1	0	44,375	0
			Administrative Assistant I	0	1	0	42,317
			Secretary II	1	0	40,647	0
SUPPLIES			Total Bargaining Unit	7	11	285,490	477,036
Supplies	67,375	347,500	Overtime			3,000	40,000
Minor Capital Equipment	11,900	5,000	FICA			37,907	51,487
			Concessions			0	0
TOTAL	79,275	352,500	Total Fringe Benefits			37,907	51,487
OTHER			TOTAL	10	13.50	533,397	724,523
	760,000	674,808					
TOTAL APPROPRIATION	2,512,488	3,226,237					

PUBLIC WORKS

Bureau of Traffic & Engineering - 0160

<u>EMPLOYEE</u>	<u>POSITION</u>	<u>ANNIV. / D.O.B.</u>	<u>2015 END OF YR SALARY</u>	<u>2016 GRADE/STEP INCREASE</u>	<u>2016 ANNUAL INCREASE</u>	<u>2016 LONG.</u>	<u>2016 SALARY</u>	<u>2016 LUMP SUM</u>	<u>FICA</u>	<u>FRINGE BENEFITS</u>	<u>TOTAL</u>
	CITY ENGINEER (75%)	5 19 2014	56,250.00	0.00	0.00	0.00	56,250.00	0.00	4,303.13	0.00	60,553.13
	FACILITIES MANAGER (75%)	1 1 2016	-	0.00	0.00	0.00	42,750.00	0.00	3,270.38	0.00	46,020.38
	TRAFFIC SIGNAL & STREET LIGHT MANAGER	4 22 2013	57,000.00	0.00	0.00	0.00	57,000.00	0.00	4,360.50	0.00	61,360.50
1.75	MANAGEMENT TOTALS		113,250.00	0.00	0.00	0.00	156,000.00	0.00	11,934.00	0.00	167,934.00
	ENGINEER'S REPRESENTATIVE IV	11 4 1985	51,140.70	0.00	511.41	1,033.04	52,685.00	0.00	4,030.40	0.00	56,715.40
	ENGINEER'S REPRESENTATIVE I	7 31 1995	\$ 45,155.00	0.00	451.55	684.10	46,291.00	0.00	3,541.26	0.00	49,832.26
	LABORER II	8 19 1991	36,536.19	0.00	365.36	738.03	37,640.00	0.00	2,879.46	0.00	40,519.46
	LABORER II	9 28 1992	36,536.19	0.00	365.36	738.03	37,640.00	0.00	2,879.46	0.00	40,519.46
	LABORER II	6 21 1999	36,536.19	0.00	365.36	369.02	37,271.00	0.00	2,851.23	0.00	40,122.23
	ADMINISTRATIVE ASSISTANT	6 23 1980	39,857.69	1,219.28	410.77	829.75	42,317.00	0.00	3,237.25	0.00	45,554.25
	TRAFFIC ENGINEERING TECHNICIAN I	6 15 2015	32,878.40	5,802.07	386.80	0.00	39,067.00	0.00	2,988.63	0.00	42,055.63
	TRAFFIC ENGINEERING TECHNICIAN I	7 28 2014	39,857.69	0.00	398.58	0.00	40,256.00	0.00	3,079.58	0.00	43,335.58
	TRAFFIC ENGINEERING TECHNICIAN III	7 8 1996	46,626.78	0.00	466.27	706.40	47,799.00	0.00	3,656.62	0.00	51,455.62
	TRAFFIC ENGINEERING TECHNICIAN III	7 6 1987	46,626.78	0.00	466.27	941.86	48,035.00	0.00	3,674.68	0.00	51,709.68
	TRAFFIC ENGINEERING TECHNICIAN III	8 27 1990	46,626.78	0.00	466.27	941.86	48,035.00	0.00	3,674.68	0.00	51,709.68
11.00	BARGAINING UNIT TOTALS		458,378.39	7,021.35	4,654.00	6,982.09	477,036.00	0.00	36,493.25	0.00	513,529.25
12.75	TOTAL		571,628.39	7,021.35	4,654.00	6,982.09	633,036.00	0.00	48,427.25	0.00	681,463.25
OVERTIME							40,000.00	0.00	3,060.00	0.00	43,060.00
TOTAL SALARIES, LUMP SUM, OVERTIME, FICA AND FRINGE BENEFITS							673,036.00	0.00	51,487.25	0.00	724,523.25

NOTE: MEDICAL, SEVERANCE, UNEMPLOYMENT COMPENSATION, AND WORKERS COMPENSATION COSTS ARE REFLECTED IN GENERAL EXPENSES (0188).

2016 Approved Budget

Expenditure Line Item

BUDGET UNIT: 01060160 OFFICE OF TRAFFIC AND ENGINEERING

Account	2013 Actual	2014 Actual	2015 Actual YTD (12/21)	2015 Adjusted Budget	2016 Approved Budget
414000 SALARIES & WAGES	\$399,224.53	\$452,359.73	\$466,389.15	\$492,490.00	\$633,036.00
416000 OVERTIME	\$324.44	\$0.00	\$121.75	\$3,000.00	\$40,000.00
414100 SALARIES/WAGES	\$399,548.97	\$452,359.73	\$466,510.90	\$495,490.00	\$673,036.00
419001 SOCIAL SECURITY	\$30,981.55	\$34,695.13	\$35,655.59	\$37,907.00	\$51,487.25
419002 MEDICAL	\$0.00	\$0.00	\$0.00	\$0.00	\$0.00
419019 CONCESSIONS & VACANCIES	\$0.00	\$0.00	\$0.00	\$0.00	\$0.00
419100 FRINGE BENEFITS	\$30,981.55	\$34,695.13	\$35,655.59	\$37,907.00	\$51,487.25
419995 PERSONNEL	\$430,530.52	\$487,054.86	\$502,166.49	\$533,397.00	\$724,523.25
420010 ADVERTISING	\$1,248.67	\$2,528.90	\$388.74	\$4,000.00	\$0.00
420040 TELEPHONE	\$3,577.86	\$3,500.00	\$3,209.19	\$4,000.00	\$4,000.00
420050 POSTAGE	\$170.56	\$133.71	\$249.96	\$250.00	\$300.00
420100 COMMUNICATIONS	\$4,997.09	\$6,162.61	\$3,847.89	\$8,250.00	\$4,300.00
421030 CONSULTING	\$16,136.25	\$33,260.40	\$7,540.00	\$25,000.00	\$14,000.00
421050 OTHER PROFESSIONAL FEES	\$0.00	\$0.00	\$46,037.77	\$312,191.25	\$538,000.00
421080 FILING FEES	\$0.00	\$0.00	\$0.00	\$0.00	\$0.00
421100 PROFESSIONAL SRVC	\$16,136.25	\$33,260.40	\$53,577.77	\$337,191.25	\$552,000.00
422000 SEWERAGE	\$11,459.63	\$8,290.19	\$4,800.40	\$5,500.00	\$5,500.00
422010 WATER	\$34,959.81	\$29,979.11	\$14,350.64	\$18,000.00	\$19,800.00
422020 ELECTRICITY	\$154,918.03	\$156,291.58	\$167,089.93	\$263,000.00	\$334,656.00
422030 HEAT	\$96,205.03	\$76,428.42	\$118,826.06	\$149,800.00	\$150,000.00
422070 POWER-TRAFFIC LIGHTS	\$0.00	\$0.00	\$0.00	\$0.00	\$0.00
422080 SEWERAGE MAINT CHARGES	\$2,054.54	\$1,334.90	\$721.00	\$900.00	\$900.00
422090 REFUSE	\$0.00	\$275.02	\$0.00	\$6,400.00	\$0.00
422091 DISPOSAL	\$0.00	\$8,286.70	\$0.00	\$6,600.00	\$0.00
422100 UTILITIES & SRVC	\$299,597.04	\$280,885.92	\$305,788.03	\$450,200.00	\$510,856.00
424060 OTHER RENTALS	\$9,186.20	\$0.00	\$14,600.00	\$25,900.00	\$50,000.00
424100 RENTALS	\$0.00	\$6,814.50	\$0.00	\$0.00	\$50,000.00
424100 RENTALS	\$9,186.20	\$6,814.50	\$14,600.00	\$25,900.00	\$100,000.00
425021 STREET LIGHTS	\$0.00	\$0.00	\$0.00	\$0.00	\$0.00
425030 BUILDING MAINT	\$28,525.31	\$23,168.16	\$33,679.41	\$134,600.14	\$156,000.00
425090 MAINT SERV CONTRACT	\$37,201.73	\$100,261.15	\$144,415.33	\$171,000.00	\$150,000.00
425099 OTHER CONT MAINT	\$7.98	\$446.00	(\$73.00)	\$0.00	\$0.00
425100 MAINT & REPAIRS	\$65,735.02	\$123,875.31	\$178,021.74	\$305,600.14	\$306,000.00
429000 SEWER LINE VIDEO/TV SVCS	\$9,502.50	\$0.00	\$0.00	\$2,000.00	\$0.00
429001 TUITION/TRAINING	\$0.00	\$810.90	\$0.00	\$1,074.62	\$750.00
429005 NUISANCE	\$0.00	\$3,245.00	\$0.00	\$3,000.00	\$0.00
429014 CONTRACTED PERSONNEL SVS.	\$0.00	\$5,561.99	\$0.00	\$6,000.00	\$0.00
429016 CONFERENCES	\$175.00	\$0.00	\$0.00	\$0.00	\$0.00
429017 MEMBERSHIPS	\$0.00	\$0.00	\$0.00	\$0.00	\$0.00
429018 PERMITS	\$122.00	\$50.00	\$122.00	\$600.00	\$500.00
429100 CONTRACTED SRVC	\$9,799.50	\$9,667.89	\$122.00	\$12,674.62	\$1,250.00
429995 SERVICES	\$405,451.10	\$460,666.63	\$555,957.43	\$1,139,816.01	\$1,474,406.00
430002 SOFTWARE	\$0.00	\$0.00	\$5,379.89	\$5,425.38	\$4,000.00
430009 OFFICE	\$2,019.12	\$2,684.40	\$1,359.04	\$3,485.00	\$2,000.00
430011 CUSTODIAL	\$33,366.79	\$32,117.04	\$24,050.73	\$35,115.00	\$12,000.00
430013 FIREFIGHTING	\$0.00	\$532.10	\$210.00	\$6,000.00	\$6,000.00

2016 Approved Budget

Expenditure Line Item

BUDGET UNIT: 01060160 OFFICE OF TRAFFIC AND ENGINEERING

Account	2013 Actual	2014 Actual	2015 Actual YTD (12/21)	2015 Adjusted Budget	2016 Approved Budget
430014 WEARING APPAREL	\$0.00	\$1,653.15	\$1,608.10	\$2,400.00	\$3,000.00
430030 SNOW CONTROL	\$0.00	\$3,764.95	\$0.00	\$3,000.00	\$0.00
430033 STREET SIGN	\$0.00	\$0.00	\$0.00	\$0.00	\$10,000.00
430034 TRAFFIC CONTROL	\$0.00	\$0.00	\$0.00	\$0.00	\$300,000.00
430036 BLDG CONSTRUCTION	\$0.00	\$13,188.38	\$0.00	\$0.00	\$0.00
430042 TOOLS & HARDWARE	\$0.00	\$1,347.46	\$0.00	\$1,500.00	\$0.00
430055 MECH EQUIP PARTS	\$0.00	\$865.00	\$174.40	\$10,000.00	\$10,000.00
430090 KEEP HBG CLEAN	\$0.00	\$6,554.88	\$0.00	\$0.00	\$0.00
430099 MISC SUPPLIES AND EXP	\$0.00	\$758.93	\$188.24	\$450.00	\$500.00
430100 SUPPLIES & EXP	\$35,385.91	\$63,466.29	\$32,970.40	\$67,375.38	\$347,500.00
439015 OFFICE EQUIPMENT	\$0.00	\$11,819.40	\$505.76	\$11,900.00	\$5,000.00
439100 MINOR CAPITAL	\$0.00	\$11,819.40	\$505.76	\$11,900.00	\$5,000.00
439995 SUPPLIES	\$35,385.91	\$75,285.69	\$33,476.16	\$79,275.38	\$352,500.00
452000 BUILDINGS AND STRUCTURES	\$0.00	\$0.00	\$0.00	\$0.00	\$0.00
453000 OPERATIONS EQUIPMENT	\$0.00	\$0.00	\$0.00	\$0.00	\$0.00
453049 LEASE PURCHASE	\$0.00	\$204,750.00	\$0.00	\$0.00	\$0.00
456000 MAINS AND ACCESSORIES	\$452,351.42	\$0.00	\$0.00	\$0.00	\$0.00
458030 STREETLIGHTS	\$0.00	\$0.00	\$0.00	\$0.00	\$464,808.00
458060 STREETS AND ROADS	\$151,847.27	\$178,561.88	\$743,736.00	\$755,000.00	\$210,000.00
453090 OTHER CAPITAL EQUIPMENT	\$0.00	\$0.00	\$0.00	\$5,000.00	\$0.00
450100 CAPITAL OUTLAY	\$604,198.69	\$383,311.88	\$743,736.00	\$760,000.00	\$674,808.00
456014 SEWER MAINS & ACCESSORIES	\$0.00	\$0.00	\$0.00	\$0.00	\$0.00
456100 MAINS & ACCESSORIES	\$0.00	\$0.00	\$0.00	\$0.00	\$0.00
485000 REFUND PRIOR YEAR REVENUE	\$0.00	\$0.00	\$0.00	\$0.00	\$0.00
486001 PYT OF PRIOR YR EXP-ELECT	\$0.00	\$0.00	\$0.00	\$0.00	\$0.00
480100 NON-EXP ITEMS	\$0.00	\$0.00	\$0.00	\$0.00	\$0.00
499995 OTHER	\$604,198.69	\$383,311.88	\$743,736.00	\$760,000.00	\$674,808.00
01060160 BUREU OF TRAFFIC AND ENGINEER	\$1,475,566.22	\$1,406,319.06	\$1,835,336.08	\$2,512,488.39	\$3,226,237.25

BUREAU OF VEHICLE MANAGEMENT CENTER

The Bureau of Vehicle Management is responsible for the administration, maintenance, and repair of the City's vehicular equipment fleet. The fleet consists of over 300 vehicles and pieces of equipment ranging from tractor trailers, articulated wheel loaders, fire apparatus, motor cycles and police vehicles, to small equipment such as tractors and lawnmowers.

The administration of the Bureau includes: preparation of the annual budget submission, equipment specifying, titling, licensing, maintaining of state inspection records, surplus disposal, and the scheduled maintenance and repair of all City-owned vehicles. Other associated activities include, but are not limited to, the maintaining of automated reports/records; a parts and supply inventory; a fuels/lubricants management program; and the testing and evaluation of programs, such as alternate fuels, to determine the feasibility of adoption for City operations. The Bureau has also adopted a new program to keep computerized records to help maintain efficiency in the fleet.

EXPENDITURE ANALYSIS DETAIL 2016 APPROVED BUDGET

General Fund

0172 Vehicle Management

Allocation Plan

Position Control

	2015		JOB CLASSIFICATION	2015		2015	2016
	Adjusted	Approved		Adjusted	Approved	Adjusted	Approved
PERSONNEL							
Salaries-Mgmt	51,000	55,000	Fleet Manager	1	1	51,000	55,000
Salaries-BU	379,084	477,600					
Overtime	12,000	12,000	Total Management	1	1	51,000	55,000
Fringe Benefits	33,819	41,662	Automotive Mechanic IV	4	4	200,820	202,869
TOTAL	475,903	586,262	Automotive Body Mechanic IV	1	0	49,051	0
			Automotive Mechanic I	1	6	43,194	194,169
SERVICES			Parts Person II	1	1	43,219	43,660
Communications	2,375	2,150	Secretary I	0	1	0	36,902
Professional Services	0	0	Administrative Assistant II	1	0	42,800	0
Utilities	38,300	0	Total Bargaining Unit	8	12	379,084	477,600
Insurance	0	0	Overtime			12,000	12,000
Rentals	5,308	5,000	FICA			33,819	41,662
Maintenance & Repairs	266,500	276,000	Concessions			0	0
Contracted Services	10,400	9,000	Total Fringe Benefits			33,819	41,662
TOTAL	322,883	292,150	TOTAL	9	13	475,903	586,262
SUPPLIES							
Supplies	740,733	1,083,700					
Minor Capital Equipment	0	5,000					
TOTAL	740,733	1,088,700					
OTHER							
	300,000	0					
TOTAL APPROPRIATION	1,839,519	1,967,112					

PUBLIC WORKS

VEHICLE MANAGEMENT CENTER - 0172

EMPLOYEE	POSITION				ANNIV. /	2015	2015	2015	2015	2015	2015	2015	FRINGE	TOTAL
					D.O.B.	SALARY	INCREASE	INCREASE	LONG.	SALARY	LUMP SUM	FICA	BENEFITS	
		FLEET MANAGER-BUREAU OF VEHICLE MAINTENANCE	9	22	2014	\$ 50,000.00	5,000.00	0.00	0.00	55,000.00	0.00	4,207.50	0.00	59,207.50
1.00	MANAGEMENT					50,000.00	5,000.00	0.00	0.00	55,000.00	0.00	4,207.50	0.00	59,207.50
		AUTOMOTIVE MECHANIC I	11	2	2015	\$ 31,949.22	5,638.10	375.87	0.00	37,963.00	0.00	2,904.17	0.00	40,867.17
		AUTOMOTIVE MECHANIC I	8	3	1992	41,076.97	0.00	410.77	829.75	42,317.00	0.00	3,237.25	0.00	45,554.25
		AUTOMOTIVE MECHANIC IV	6	5	1989	49,607.37	0.00	496.07	1,002.07	51,106.00	0.00	3,909.61	0.00	55,015.61
		AUTOMOTIVE MECHANIC IV	4	14	1975	48,098.30	0.00	480.98	971.59	49,551.00	0.00	3,790.65	0.00	53,341.65
		AUTOMOTIVE MECHANIC IV	8	10	1987	49,607.37	0.00	496.07	1,002.07	51,106.00	0.00	3,909.61	0.00	55,015.61
		AUTOMOTIVE MECHANIC IV	7	20	1988	49,607.37	0.00	496.07	1,002.07	51,106.00	0.00	3,909.61	0.00	55,015.61
		PARTS PERSON I	10	20	1986	\$ 42,380.31	0.00	423.80	856.08	43,660.00	0.00	3,339.99	0.00	46,999.99
		AUTOMOTIVE MECHANIC I	1	1	2016	\$ -	0.00	0.00	0.00	37,963.00	0.00	2,904.17	0.00	40,867.17
		AUTOMOTIVE MECHANIC I	1	1	2016	\$ -	0.00	0.00	0.00	37,963.00	0.00	2,904.17	0.00	40,867.17
		AUTOMOTIVE MECHANIC I	7	1	2016	\$ -	0.00	0.00	0.00	18,981.50	0.00	1,452.08	0.00	20,433.58
		AUTOMOTIVE MECHANIC I	7	1	2016	\$ -	0.00	0.00	0.00	18,981.50	0.00	1,452.08	0.00	20,433.58
		SECRETARY I	1	1	2016	\$ -	0.00	0.00	0.00	36,902.00	0.00	2,823.00	0.00	39,725.00
12.00	BARGAINING UNIT TOTALS					312,326.91	5,638.10	3,179.65	5,663.63	477,600.00	0.00	36,536.40	0.00	514,136.40
13.00	TOTAL					362,326.91	10,638.10	3,179.65	5,663.63	532,600.00	0.00	40,743.90	0.00	573,343.90
OVERTIME										12,000.00	0.00	918.00	0.00	12,918.00
TOTAL SALARIES, LUMP SUM, OVERTIME, FICA AND FRINGE BENEFITS										544,600.00	0.00	41,661.90	0.00	586,261.90

NOTE: MEDICAL, SEVERANCE, UNEMPLOYMENT COMPENSATION, AND WORKERS COMPENSATION COSTS ARE REFLECTED IN GENERAL EXPENSES (0188).

2016 Approved Budget

Expenditure Line Item

BUDGET UNIT: 01060172 BUREAU OF VEHICLE MANAGEMENT

Account	2013 Actual	2014 Actual	2015 Actual YTD (12/21)	2015 Adjusted Budget	2016 Approved Budget
414000 SALARIES & WAGES	\$375,594.17	\$391,128.01	\$372,140.53	\$430,083.73	\$532,600.00
415000 TEMPORARY	\$0.00	\$0.00	\$0.00	\$0.00	\$0.00
416000 OVERTIME	\$2,835.12	\$13,271.39	\$6,446.25	\$12,000.00	\$12,000.00
414100 SALARIES/WAGES	\$378,429.29	\$404,399.40	\$378,586.78	\$442,083.73	\$544,600.00
419001 SOCIAL SECURITY	\$29,030.86	\$30,936.62	\$28,053.32	\$33,819.41	\$41,661.90
419002 MEDICAL	\$0.00	\$0.00	\$0.00	\$0.00	\$0.00
419019 CONCESSIONS & VACANCIES	\$0.00	\$0.00	\$0.00	\$0.00	\$0.00
419100 FRINGE BENEFITS	\$29,030.86	\$30,936.62	\$28,053.32	\$33,819.41	\$41,661.90
419995 PERSONNEL	\$407,460.15	\$435,336.02	\$406,640.10	\$475,903.14	\$586,261.90
420010 ADVERTISING	\$0.00	\$0.00	\$0.00	\$800.00	\$0.00
420020 PRINTING	\$482.70	\$449.58	\$267.00	\$500.00	\$500.00
420040 TELEPHONE	\$0.00	\$0.00	\$359.25	\$1,000.00	\$1,600.00
420050 POSTAGE	\$76.25	\$37.01	\$27.52	\$75.00	\$50.00
420100 COMMUNICATIONS	\$558.95	\$486.59	\$653.77	\$2,375.00	\$2,150.00
422000 SEWERAGE	\$852.86	\$122.22	\$0.00	\$1,000.00	\$0.00
422010 WATER	\$18,249.91	\$2,586.98	\$0.00	\$12,500.00	\$0.00
422020 ELECTRICITY	\$17,501.25	\$24,365.89	\$22,079.47	\$22,500.00	\$0.00
422030 HEAT	\$0.00	\$5,129.50	\$639.22	\$2,000.00	\$0.00
422080 SEWERAGE MAINT CHARGES	\$127.89	\$18.34	\$0.00	\$300.00	\$0.00
422100 UTILITIES & SRVC	\$36,731.91	\$32,222.93	\$22,718.69	\$38,300.00	\$0.00
424050 OFFICE EQUIPMENT	\$2,374.21	\$2,508.00	\$1,669.98	\$2,508.00	\$2,000.00
424060 OTHER RENTALS	\$0.00	\$0.00	\$0.00	\$0.00	\$0.00
424061 UNIFORM RENTALS	\$2,730.13	\$2,376.80	\$1,900.33	\$2,800.00	\$3,000.00
424100 RENTALS	\$5,104.34	\$4,884.80	\$3,570.31	\$5,308.00	\$5,000.00
425000 OFFICE EQUIPMENT	\$0.00	\$0.00	\$0.00	\$0.00	\$0.00
425010 VEHICULAR EQUIPMENT	\$105,789.83	\$170,170.26	\$144,949.13	\$250,000.00	\$264,000.00
425021 STREET LIGHTS	\$0.00	\$0.00	\$0.00	\$0.00	\$0.00
425030 BUILDING MAINT	\$3,406.66	\$8,826.28	\$3,875.90	\$7,000.00	\$5,000.00
425050 COMMUNICATIONS EQUIPMENT	\$292.00	\$0.00	\$0.00	\$0.00	\$0.00
425060 OPERATIONS EQUIPMENT	\$5,140.00	\$7,237.12	\$1,285.00	\$6,000.00	\$3,500.00
425080 SERVICE CONTRACTS	\$1,815.00	\$0.00	\$0.00	\$0.00	\$0.00
425090 MAINT SERV CONTRACT	\$1,978.02	\$3,393.33	\$633.33	\$3,500.00	\$3,500.00
425099 OTHER CONT MAINT	\$0.00	\$0.00	\$0.00	\$0.00	\$0.00
425100 MAINT & REPAIRS	\$118,421.51	\$189,626.99	\$150,743.36	\$266,500.00	\$276,000.00
429001 TUITION/TRAINING	\$0.00	\$476.95	\$360.00	\$2,000.00	\$500.00
429005 NUISANCE	\$867.40	\$1,250.00	\$835.00	\$900.00	\$1,000.00
429009 ADMIN/TRUSTEE FEE	\$0.00	\$0.00	\$0.00	\$0.00	\$0.00
429012 LAUNDRY	\$0.00	\$0.00	\$0.00	\$0.00	\$0.00
429014 CONTRACTED PERSONNEL SVS.	\$0.00	\$20,861.44	\$0.00	\$0.00	\$0.00
429016 CONFERENCES	\$0.00	\$0.00	\$0.00	\$0.00	\$0.00
429017 MEMBERSHIPS	\$0.00	\$0.00	\$0.00	\$0.00	\$0.00

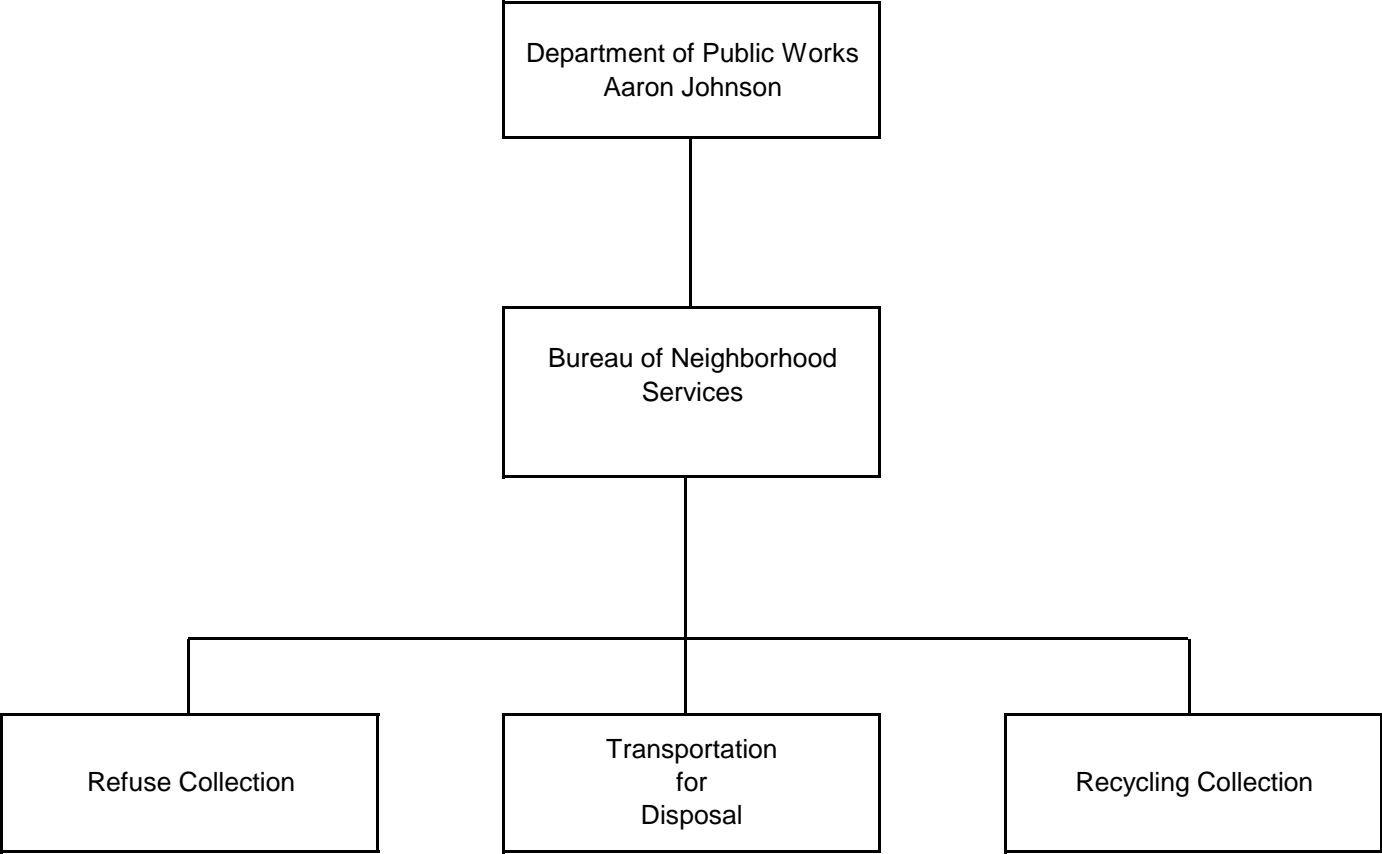
2016 Approved Budget

Expenditure Line Item

BUDGET UNIT: 01060172 BUREAU OF VEHICLE MANAGEMENT

Account	2013 Actual	2014 Actual	2015 Actual YTD (12/21)	2015 Adjusted Budget	2016 Approved Budget
429060 TOWING	\$7,970.00	\$4,780.00	\$3,168.75	\$7,500.00	\$7,500.00
429090 MISC CONTRACTED SRVCS	\$188.16	\$0.00	\$0.00	\$0.00	\$0.00
429100 CONTRACTED SRVC	\$9,025.56	\$27,368.39	\$4,363.75	\$10,400.00	\$9,000.00
429995 SERVICES	\$169,842.27	\$254,589.70	\$182,049.88	\$322,883.00	\$292,150.00
430001 EDUCATIONAL	\$485.00	\$982.82	\$180.00	\$250.00	\$700.00
430002 SOFTWARE	\$0.00	\$0.00	\$658.00	\$1,000.00	\$2,500.00
430003 SUBSCRIPTIONS	\$0.00	\$0.00	\$0.00	\$0.00	\$0.00
430005 DUPLICATING	\$0.00	\$0.00	\$0.00	\$0.00	\$0.00
430006 PHOTOGRAPHY	\$0.00	\$0.00	\$155.19	\$500.00	\$0.00
430008 DATA PROCESSING	\$0.00	\$0.00	\$0.00	\$0.00	\$0.00
430009 OFFICE	\$199.06	\$308.91	\$190.50	\$300.00	\$500.00
430011 CUSTODIAL	\$673.77	\$911.82	\$1,032.84	\$1,032.84	\$0.00
430012 PERSONAL SAFETY	\$458.29	\$326.35	\$806.89	\$1,467.16	\$1,000.00
430013 FIREFIGHTING	\$435.93	\$275.00	\$275.00	\$1,000.00	\$2,000.00
430014 WEARING APPAREL	\$0.00	\$0.00	\$0.00	\$0.00	\$0.00
430016 MEDICAL/LAB	\$0.00	\$0.00	\$0.00	\$0.00	\$0.00
430036 BLDG CONSTRUCTION	\$0.00	\$0.00	\$0.00	\$0.00	\$0.00
430037 CHEMICALS	\$1,289.11	\$2,044.27	\$1,211.00	\$2,500.00	\$1,500.00
430042 TOOLS & HARDWARE	\$94.88	\$1,966.89	\$892.89	\$2,500.00	\$3,000.00
430050 MOTOR FUELS/LUBRICANTS	\$708,117.30	\$645,810.49	\$389,044.87	\$414,182.58	\$690,000.00
430051 TIRES & BATTERIES	\$98,206.79	\$61,329.19	\$22,642.45	\$90,000.00	\$100,000.00
430052 VEHICLE PARTS & SUPPLIES	\$162,022.10	\$146,222.72	\$119,273.01	\$218,000.00	\$250,000.00
430053 VEHICLE REPAIR TOOLS	\$607.15	\$2,019.64	\$1,179.33	\$8,000.00	\$2,500.00
430054 AUTO BODY PART/SUPPLIES	\$0.00	\$0.00	\$0.00	\$0.00	\$30,000.00
430055 MECH EQUIP PARTS	\$0.00	\$0.00	\$0.00	\$0.00	\$0.00
430099 MISC SUPPLIES AND EXP	\$0.00	\$0.00	\$0.00	\$0.00	\$0.00
430100 SUPPLIES & EXP	\$972,589.38	\$862,198.10	\$537,541.97	\$740,732.58	\$1,083,700.00
439015 OFFICE EQUIPMENT	\$3,606.73	\$0.00	\$0.00	\$0.00	\$5,000.00
439100 MINOR CAPITAL	\$3,606.73	\$0.00	\$0.00	\$0.00	\$5,000.00
439995 SUPPLIES	\$976,196.11	\$862,198.10	\$537,541.97	\$740,732.58	\$1,088,700.00
453099 EQUIPMENT-OTHER	\$0.00	\$0.00	\$188,303.27	\$300,000.00	\$0.00
453100 CAPITAL OUTLAY	\$0.00	\$0.00	\$188,303.27	\$300,000.00	\$0.00
499995 OTHER	\$0.00	\$0.00	\$188,303.27	\$300,000.00	\$0.00
01060172 VEHICLE MANAGEMENT	\$1,553,498.53	\$1,552,123.82	\$1,314,535.22	\$1,839,518.72	\$1,967,111.90

BUREAU OF NEIGHBORHOOD SERVICES



BUREAU OF NEIGHBORHOOD SERVICES

2016 APPROVED BUDGET

RESOURCES		APPROPRIATIONS	
INVESTMENT INCOME	323	PERSONNEL	4,295,410
GARBAGE/REFUSE COLLECTION	3,952,440	SERVICES	8,973,828
DISPOSAL	8,628,000	SUPPLIES	504,000
STATE GRANTS	353,000	OTHER	2,762,905
OTHER REVENUE	442,900		
INTERFUND TRANSFERS	3,165,823		
FUND BALANCE APPROPRIATION	0	TOTAL APPROPRIATION	<u>16,536,142</u>
TOTAL RESOURCES	<u>16,542,486</u>		

BUREAU OF NEIGHBORHOOD SERVICES
2016 APPROVED BUDGET

Account Name	2013 Actual	2014 Actual	2015 Actual YTD (12/21)	2015 Adjusted Budget	2016 Approved Budget
REVENUE ANALYSIS SUMMARY					
Investment Income	352	4,581	0	321	323
Garbage/Refuse Collection	4,051,690	4,169,898	3,669,834	3,952,440	3,952,440
Disposal	6,573,694	9,559,859	8,532,582	6,868,000	8,628,000
State Grants	0	106,051	46,609	53,000	353,000
Other Revenue	3,016	597	0	300,000	442,900
Interfund Transfers	0	0	0	0	3,165,823
TOTAL REVENUE	10,628,753	13,840,986	12,249,025	11,173,761	16,542,486
Fund Balance Appropriation	0	0	0	0	0
TOTAL RESOURCES	10,628,753	13,840,986	12,249,025	11,173,761	16,542,486

REVENUE ANALYSIS DETAIL					
Interest-Savings Account	24	2,345	0	1	3
Interest-Other	329	2,236	0	320	320
Gain on Sale of Assets	0	0	0	0	0
Garbage/Refuse Collection	4,041,131	4,157,136	3,664,744	3,939,940	3,939,940
Other Operational Revenue	3,016	597	0	300,000	400,000
Sanitation Liens-Principal	9,040	10,302	4,049	10,000	10,000
Sanitation Liens-Interest	1,519	2,461	1,042	2,500	2,500
Refund of Expenditures	0	0	0	0	0
State Grants	0	106,051	46,609	53,000	353,000
Ready to Dispose Charges	6,544,148	9,530,856	8,514,284	6,840,000	8,600,000
Disposal Liens-Principal	26,032	24,475	13,762	24,000	24,000
Disposal Liens-Interest	3,514	4,528	4,536	4,000	4,000
Medical-Employee Contributions	0	0	0	0	42,900
Sanitation Interfund Transfer	0	0	0	0	809,000
Disposal Interfund Transfer	0	0	0	0	2,356,823
TOTAL REVENUE	10,628,753	13,840,986	12,249,025	11,173,761	16,542,486
Fund Balance Appropriation	0	0	0	0	0
TOTAL RESOURCES	10,628,753	13,840,986	12,249,025	11,173,761	16,542,486

EXPENDITURE ANALYSIS SUMMARY					
Personnel	2,926,810	2,850,268	2,658,629	3,239,167	4,295,410
Services	1,437,999	6,623,891	7,043,771	8,837,644	8,973,828
Supplies	441,252	652,887	1,624,540	2,443,942	504,000
Other	912,897	1,720,183	2,245,112	2,694,316	2,762,905
TOTAL EXPENDITURES	5,718,959	11,847,229	13,572,053	17,215,069	16,536,142

POSITION ANALYSIS SUMMARY
2016 APPROVED BUDGET

	2013 Actual	2014 Actual	2015 Actual YTD (12/21)	2015 Adjusted Budget	2016 Approved Budget
NEIGHBORHOOD SERVICES					
Neighborhood Services	56.00	56.00	53.00	53.00	66.75
TOTAL POSITIONS	56.00	56.00	53.00	53.00	66.75

BUREAU OF NEIGHBORHOOD SERVICES

The Bureau of Neighborhood Services is responsible for weekly refuse collection, recyclables collection, and transportation of both to the Harrisburg Resource Recovery Facility and Penn Waste's Recycling Facility. Residential customers are provided weekly service while commercial accounts are collected up to seven times weekly. Special collections and neighborhood non-bulk collections are provided on a call-in basis in addition to regular weekly services. In addition, the Bureau empties 250 sidewalk receptacles weekly and cleans, cares for and maintains all Parks and Recreation facilities.

EXPENDITURE ANALYSIS DETAIL 2016 APPROVED BUDGET

Utility Fund

25 Neighborhood Services

Allocation Plan			Position Control				
PERSONNEL	2015	2016	JOB CLASSIFICATION	2015	2016	2015	2016
	Adjusted	Approved		Adjusted	Approved	Adjusted	Approved
Salaries-Mgmt	100,000	328,000	Director (Public Works)	0.00	1.00	0	75,000
Salaries-BU	2,110,172	2,486,694	Deputy Director	1.00	1.00	60,000	65,000
Temporary Employees	27,500	0	City Engineer	0.00	0.25	0	18,750
Overtime	301,714	175,000	Facilities Manager	0.00	0.25	0	14,250
Working Out of Class	0	3,120	Solid Waste Logistic Coordinator	0.00	1.00	0	50,000
Fringe Benefits	620,081	1,117,690	Collection's Attorney	0.00	1.00	0	55,000
Miscellaneous	79,700	184,905	Sanitation Billing & Enforcement Coordinator	1.00	1.00	40,000	50,000
TOTAL	3,239,167	4,295,410	Total Management	2.00	5.50	100,000	328,000
SERVICES			Laborer III	12	17	431,312	601,085
Communications	57,703	70,211	Motor Equipment Operator	12	14	450,568	521,813
Professional Services	34,968	40,000	Heavy Equipment Operator I	0	1	0	41,488
Utilities	7,450,660	6,878,460	Heavy Equipment Operator III	5	5	232,816	233,435
Insurance	64,509	95,213	Tradesman I	1	1	40,647	41,061
Rentals	47,478	46,000	Construction Tradesman	1	1	47,319	47,799
Maintenance & Repairs	326,485	215,000	Construction Tradesman II	1	1	49,051	52,685
Contracted Services	855,841	1,628,944	Solid Waste Education & Enforcement Technician	1	1	41,190	42,434
TOTAL	8,837,644	8,973,828	Billing Administrator	0	1.25	0	51,860
SUPPLIES			Botanical Specialist II	1	1	48,770	49,308
Supplies	2,434,402	446,000	Crew Leader IV	2	1	97,863	49,551
Minor Capital Equipment	9,540	58,000	Crew Leader V	0	1	0	52,685
TOTAL	2,443,942	504,000	Demolition Crew Leader	1	1	48,575	49,065
OTHER			Demolition Specialist I	2	2	82,154	89,210
	2,694,316	2,762,905	Landscape Specialist II	1	1	45,602	46,291
TOTAL APPROPRIATION	17,215,069	16,536,142	Landscape Tech.	0	2	0	75,926
			Ground Keeper	1	1	48,574	49,065
			Streets Maintenance Worker I	2	1	82,561	41,903
			Streets Maintenance Worker II	3	2	133,342	88,989
			Streets Maintenance Worker III	0	3	0	143,870
			Secretary I	0	1	0	36,825
			Administrative Assistant II	0	1	0	43,446
			Atrium Receptionist	0	1	0	36,901
			Traffic Engineering Tech. III	4		189,970	0
			Traffic Engineering Tech. I	1		39,858	0
			Reallocation	0	0	0	0
			Total Bargaining Unit	51.00	61.25	2,110,172	2,486,694
			Working Out of Class			0	3,120
			Temporary Employees			27,500	0
			Overtime			301,714	175,000
			FICA			193,171	230,780
			Healthcare Benefits - Active			426,910	886,910
			Total Fringe Benefits			620,081	1,117,690
			Sick Leave Buy-Back			4,600	9,100
			Severance Pay			14,100	14,805
			Unemployment Compensation			11,000	11,000
			Workers' Compensation			5,000	5,000
			Loss/Time Medical			45,000	145,000
			State Fees			0	0
			Excess Policy & Bond			0	0
			Concessions & Vacancies			0	0
			Total Miscellaneous			79,700	184,905
			TOTAL	53.00	66.75	3,239,167	4,295,410

2016 Approved Budget

Revenue Line Item

BUDGET UNIT: 25062500 NEIGHBORHOOD SERVICES

Account	2013 Actual	2014 Actual	2015 Actual YTD (12/21)	2015 Adjusted Budget	2016 Approved Budget
350000 SAVINGS ACCT INTEREST	\$23.89	\$2,344.61	\$0.00	\$1.00	\$3.00
352000 INT ON INVSTMTS/GRANT	\$328.55	\$2,236.08	\$0.00	\$320.00	\$320.00
350100 INTEREST INCOME	\$352.44	\$4,580.69	\$0.00	\$321.00	\$323.00
358090 SALE OF ASSETS	\$0.00	\$0.00	\$0.00	\$0.00	\$0.00
355100 RENTAL REVENUE	\$0.00	\$0.00	\$0.00	\$0.00	\$0.00
367007 GARBAGE AND REFUSE COLL	\$4,041,131.05	\$4,157,135.58	\$3,664,743.75	\$3,939,940.00	\$3,939,940.00
367009 OTHER COLLECTION FEE REV	\$3,016.10	\$597.20	\$0.00	\$300,000.00	\$400,000.00
367051 COLLECTION LIENS PRINC	\$9,039.57	\$10,301.67	\$4,048.77	\$10,000.00	\$10,000.00
367052 COLLECTION LIENS INT	\$1,519.27	\$2,460.66	\$1,041.61	\$2,500.00	\$2,500.00
367100 COLLECTION FEE	\$4,054,705.99	\$4,170,495.11	\$3,669,834.13	\$4,252,440.00	\$4,352,440.00
368004 READY TO DISP. CHARGES	\$6,544,148.38	\$9,530,855.96	\$8,514,284.03	\$6,840,000.00	\$8,600,000.00
368051 DISP RTS INC LIENS PRIN.	\$26,032.33	\$24,474.67	\$13,761.55	\$24,000.00	\$24,000.00
368052 DISP RTS INC. LIENS -INT.	\$3,513.53	\$4,528.33	\$4,536.17	\$4,000.00	\$4,000.00
368100 DISPOSAL FEE	\$6,573,694.24	\$9,559,858.96	\$8,532,581.75	\$6,868,000.00	\$8,628,000.00
380010 RECEIPT OF PRIOR YEAR REV	\$0.00	\$0.00	\$0.00	\$0.00	\$0.00
380033 INSURANCE REIMB FOR LOSS	\$0.00	\$0.00	\$0.00	\$0.00	\$0.00
385018 MEDICAL-EMPLOYEE CONTRIB	\$0.00	\$0.00	\$0.00	\$0.00	\$42,900.00
385000 REFUNDS OF EXPENDITURES	\$0.00	\$0.00	\$0.00	\$0.00	\$0.00
380100 MISCELLANEOUS	\$0.00	\$0.00	\$0.00	\$0.00	\$42,900.00
396000 GRANT PROCEEDS	\$0.00	\$106,051.00	\$46,609.00	\$53,000.00	\$353,000.00
390100 INTERGOVERNMENTAL	\$0.00	\$106,051.00	\$46,609.00	\$53,000.00	\$353,000.00
398027 SANITATION UTILITY FUND	\$0.00	\$0.00	\$0.00	\$0.00	\$809,000.00
398028 DISPOSAL UTILITY FUND	\$0.00	\$0.00	\$0.00	\$0.00	\$2,356,822.50
398100 INTERFUND TRANSFERS	\$0.00	\$0.00	\$0.00	\$0.00	\$3,165,822.50
399099 ESTIMATED CASH CARRYOVER	\$0.00	\$0.00	\$0.00	\$0.00	\$0.00
399100 EST CASH CARRYOVER	\$0.00	\$0.00	\$0.00	\$0.00	\$0.00
25062500 NEIGHBORHOOD SERVICES FUND	\$10,628,752.67	\$13,840,985.76	\$12,249,024.88	\$11,173,761.00	\$16,542,485.50

PUBLIC WORKS

Neighborhood Services - 25

EMPLOYEE	POSITION	ANNIV. / D.O.B.	2015 END OF YR SALARY	2016 GRADE/STEP INCREASE	2016 ANNUAL INCREASE	2016 LONG.	2016 SALARY	2016 LUMP SUM	FICA	FRINGE BENEFITS	TOTAL
	DIRECTOR (PUBLIC WORKS)	6 28 2010	75,000.00	0.00	0.00	0.00	75,000.00	0.00	5,737.50	0.00	80,737.50
	DEPUTY DIRECTOR FOR PUBLIC WORKS	4 3 1995	60,000.00	5,000.00	0.00	0.00	65,000.00	0.00	4,972.50	0.00	69,972.50
	CITY ENGINEER (25%)	5 19 2014	18,750.00	0.00	0.00	0.00	18,750.00	0.00	1,434.38	0.00	20,184.38
	FACILITIES MANAGER (25%)	1 1 2016	-	0.00	0.00	0.00	14,250.00	0.00	1,090.13	0.00	15,340.13
	SOLID WASTE LOGISTIC COORDINATOR	1 1 2016	-	0.00	0.00	0.00	50,000.00	0.00	3,825.00	0.00	53,825.00
	COLLECTION'S ATTORNEY	1 1 2016	-	0.00	0.00	0.00	55,000.00	0.00	4,207.50	0.00	59,207.50
	SANITATION BILLING & ENFORCEMENT COORDINATOR	3 9 2015	40,000.00	10,000.00	0.00	0.00	50,000.00	0.00	3,825.00	0.00	53,825.00

5.50	MANAGEMENT TOTALS		193,750.00	15,000.00	0.00	0.00	328,000.00	0.00	25,092.00	0.00	353,092.00
------	-------------------	--	------------	-----------	------	------	------------	------	-----------	------	------------

	LABORER III	8 1 2011	35,395.74	0.00	353.96	0.00	35,750.00	0.00	2,734.88	0.00	38,484.88
	LABORER III	6 30 2014	34,410.37	0.00	344.10	0.00	34,754.00	0.00	2,658.68	0.00	37,412.68
	LABORER III	3 25 2002	35,395.74	0.00	353.96	357.50	36,107.00	0.00	2,762.19	0.00	38,869.19
	LABORER III	11 24 2008	35,395.74	0.00	353.96	178.75	35,928.00	0.00	2,748.49	0.00	38,676.49
	LABORER III	7 30 2001	35,395.74	0.00	353.96	357.50	36,107.00	0.00	2,762.19	0.00	38,869.19
	LABORER III	11 27 1989	35,395.74	0.00	353.96	714.99	36,465.00	0.00	2,789.57	0.00	39,254.57
	LABORER III	5 18 2015	28,444.72	5,019.66	334.64	0.00	33,799.00	0.00	2,585.62	0.00	36,384.62
	LABORER III	4 13 2015	28,444.72	5,019.66	334.64	0.00	33,799.00	0.00	2,585.62	0.00	36,384.62
	LABORER III	12 28 2005	37,587.32	0.00	375.87	189.82	38,153.00	0.00	2,918.70	0.00	41,071.70
	LABORER III	2 17 2009	37,587.32	0.00	375.87	189.82	38,153.00	0.00	2,918.70	0.00	41,071.70
	LABORER III	8 7 1995	35,395.74	0.00	353.96	714.99	36,465.00	0.00	2,789.57	0.00	39,254.57
	LABORER III	11 3 2015	28,444.72	6,951.02	353.96	0.00	35,750.00	0.00	2,734.88	0.00	38,484.88
	LABORER III	1 1 2016	-	0.00	0.00	0.00	33,971.00	0.00	2,598.78	0.00	36,569.78
	LABORER III	1 1 2016	-	0.00	0.00	0.00	33,971.00	0.00	2,598.78	0.00	36,569.78
	LABORER III	1 1 2016	-	0.00	0.00	0.00	33,971.00	0.00	2,598.78	0.00	36,569.78
	LABORER III	1 1 2016	-	0.00	0.00	0.00	33,971.00	0.00	2,598.78	0.00	36,569.78
	LABORER III	1 1 2016	-	0.00	0.00	0.00	33,971.00	0.00	2,598.78	0.00	36,569.78
	MOTOR EQUIPMENT OPERATOR	3 25 2013	37,563.65	0.00	375.64	0.00	37,939.00	0.00	2,902.33	0.00	40,841.33
	MOTOR EQUIPMENT OPERATOR	9 13 1999	37,563.65	0.00	375.64	569.09	38,508.00	0.00	2,945.86	0.00	41,453.86
	MOTOR EQUIPMENT OPERATOR	5 9 1995	37,563.65	0.00	375.64	758.79	38,698.00	0.00	2,960.40	0.00	41,658.40
	MOTOR EQUIPMENT OPERATOR	3 16 2009	37,563.65	0.00	375.64	189.70	38,129.00	0.00	2,916.87	0.00	41,045.87
	MOTOR EQUIPMENT OPERATOR	7 13 2015	30,086.38	5,309.29	353.96	0.00	35,750.00	0.00	2,734.88	0.00	38,484.88
	MOTOR EQUIPMENT OPERATOR	10 24 2011	37,563.65	0.00	375.64	0.00	37,939.00	0.00	2,902.33	0.00	40,841.33
	MOTOR EQUIPMENT OPERATOR	8 24 2015	30,086.00	5,309.29	353.95	0.00	35,749.00	0.00	2,734.80	0.00	38,483.80
	MOTOR EQUIPMENT OPERATOR	8 24 2015	30,086.00	5,309.29	353.95	0.00	35,749.00	0.00	2,734.80	0.00	38,483.80
	MOTOR EQUIPMENT OPERATOR	5 18 2015	37,587.32	0.00	375.87	0.00	37,963.00	0.00	2,904.17	0.00	40,867.17
	MOTOR EQUIPMENT OPERATOR	9 21 2015	30,086.38	5,309.36	353.96	0.00	35,750.00	0.00	2,734.88	0.00	38,484.88
	MOTOR EQUIPMENT OPERATOR	9 8 2015	30,086.38	5,309.36	353.96	0.00	35,750.00	0.00	2,734.88	0.00	38,484.88
	MOTOR EQUIPMENT OPERATOR	1 1 2016	37,587.52	0.00	375.88	0.00	37,963.00	0.00	2,904.17	0.00	40,867.17
	MOTOR EQUIPMENT OPERATOR	1 1 2016	-	0.00	0.00	0.00	37,963.00	0.00	2,904.17	0.00	40,867.17
	MOTOR EQUIPMENT OPERATOR	1 1 2016	-	0.00	0.00	0.00	37,963.00	0.00	2,904.17	0.00	40,867.17
	HEAVY EQUIPMENT OPERATOR I	1 1 2016	-	0.00	0.00	0.00	41,487.74	0.00	3,173.81	0.00	44,661.55
	HEAVY EQUIPMENT OPERATOR III	10 6 2014	45,155.24	0.00	451.55	0.00	45,607.00	0.00	3,488.94	0.00	49,095.94
	HEAVY EQUIPMENT OPERATOR III	7 28 2014	45,155.24	0.00	451.55	0.00	45,607.00	0.00	3,488.94	0.00	49,095.94
	HEAVY EQUIPMENT OPERATOR III	8 15 2011	46,626.78	0.00	466.27	0.00	47,093.00	0.00	3,602.61	0.00	50,695.61
	HEAVY EQUIPMENT OPERATOR III	2 10 2003	46,626.78	0.00	466.27	470.93	47,564.00	0.00	3,638.65	0.00	51,202.65
	HEAVY EQUIPMENT OPERATOR III	1 30 2002	46,626.78	0.00	466.27	470.93	47,564.00	0.00	3,638.65	0.00	51,202.65
	TRADESMAN	6 24 1991	39,857.69	0.00	398.58	805.13	41,061.00	0.00	3,141.17	0.00	44,202.17
	CONSTRUCTION TRADESMAN	3 16 1998	46,626.78	0.00	466.27	706.40	47,799.00	0.00	3,656.62	0.00	51,455.62
	CONSTRUCTION TRADESMAN III	10 7 1987	48,098.30	3,042.40	511.41	1,033.04	52,685.00	0.00	4,030.40	0.00	56,715.40
	SOLID WASTE EDUCATION/ENFORCEMENT TECHNICIAN	11 30 1992	41,189.92	0.00	411.90	832.04	42,434.00	0.00	3,246.20	0.00	45,680.20
	BILLING ADMINISTRATORS	1 1 2016	-	0.00	0.00	0.00	41,487.74	0.00	3,173.81	0.00	44,661.55

		BILLING ADMINISTRATORS (25%)	1	1	2016	-	0.00	0.00	0.00	10,371.94	0.00	793.45	0.00	11,165.39
		BOTANICAL SPECIALIST II	3	24	1997	48,098.30	0.00	480.98	728.69	49,308.00	0.00	3,772.06	0.00	53,080.06
		CREW LEADER V	6	17	1991	48,098.30	3,042.40	511.41	1,033.04	52,685.00	0.00	4,030.40	0.00	56,715.40
		CREW LEADER IV	7	11	1994	48,098.30	0.00	480.98	971.59	49,551.00	0.00	3,790.65	0.00	53,341.65
		DEMOLITION CREW LEADER	2	11	2002	48,098.30	0.00	480.98	485.79	49,065.00	0.00	3,753.47	0.00	52,818.47
		DEMOLITION SPECIALIST I	6	7	1999	43,725.71	0.00	437.26	663.00	44,826.00	0.00	3,429.19	0.00	48,255.19
		DEMOLITION SPECIALIST I	3	20	2006	43,725.71	0.00	437.26	220.81	44,384.00	0.00	3,395.38	0.00	47,779.38
		LANDSCAPE SPECIALIST II	5	8	2000	45,155.24	0.00	451.55	684.10	46,291.00	0.00	3,541.26	0.00	49,832.26
		LANDSCAPE TECHNICIAN	1	1	2016	-	0.00	0.00	0.00	37,963.00	0.00	2,904.17	0.00	40,867.17
		LANDSCAPE TECHNICIAN	1	1	2016	-	0.00	0.00	0.00	37,963.00	0.00	2,904.17	0.00	40,867.17
		GROUNDSKEEPER	1	29	2001	48,098.30	0.00	480.98	485.79	49,065.00	0.00	3,753.47	0.00	52,818.47
		STREETS MAINTENANCE WORKER I	7	2	2001	41,076.97	0.00	410.77	414.88	41,903.00	0.00	3,205.58	0.00	45,108.58
		STREETS MAINTENANCE WORKER II	3	12	2001	43,725.71	0.00	437.26	441.63	44,605.00	0.00	3,412.28	0.00	48,017.28
		STREETS MAINTENANCE WORKER II	10	20	2008	43,725.71	0.00	437.26	220.81	44,384.00	0.00	3,395.38	0.00	47,779.38
		STREETS MAINTENANCE WORKER III	5	8	2000	43,725.71	2,901.07	466.27	707.00	47,800.00	0.00	3,656.70	0.00	51,456.70
		STREETS MAINTENANCE WORKER III	7	27	1992	46,626.78	0.00	466.27	941.86	48,035.00	0.00	3,674.68	0.00	51,709.68
		STREETS MAINTENANCE WORKER III	6	29	1987	46,626.78	0.00	466.27	941.86	48,035.00	0.00	3,674.68	0.00	51,709.68
		SECRETARY I	3	16	2009	36,459.97	0.00	364.60	0.00	36,825.00	0.00	2,817.11	0.00	39,642.11
		ADMINISTRATIVE ASSISTANT II	6	2	2000	42,380.31	0.00	423.80	642.06	43,446.00	0.00	3,323.62	0.00	46,769.62
		ATRIUM RECEPTIONIST	1	1	2016	-	0.00	0.00	0.00	36,901.00	0.00	2,822.93	0.00	39,723.93
61.75		BARGAINING UNIT TOTALS				1,944,127.45	52,522.80	19,966.50	18,122.34	2,486,694.42	0.00	190,232.12	0.00	2,676,926.54
67.25		TOTAL				2,137,877.45	67,522.80	19,966.50	18,122.34	2,814,694.42	0.00	215,324.12	0.00	3,030,018.54
WORKING OUT OF CLASS										3,120.00	0.00	239.00	0.00	3,359.00
OVERTIME										175,000.00	0.00	13,388.00	0.00	188,388.00
SICK-LEAVE BUY BACK										9,100.00	0.00	696.00	0.00	9,796.00
SUBTOTAL										3,001,914.42	0.00	229,647.12	0.00	3,231,561.54
MEDICAL										886,910.00	0.00	0.00	0.00	886,910.00
SEVERANCE PAY										14,805.00	0.00	1,133.00	0.00	15,938.00
UNEMPLOYMENT COMPENSATION										11,000.00	0.00	0.00	0.00	11,000.00
WORKERS COMP-ADJ FEES										5,000.00	0.00	0.00	0.00	5,000.00
LOSS TIME & MED										145,000.00	0.00	0.00	0.00	145,000.00
CONCESSIONS & VACANCIES										0.00	0.00	0.00	0.00	0.00
TOTAL SALARIES, LUMP SUM, OVERTIME, FICA AND FRINGE BENEFITS										4,064,629.42	0.00	230,780.12	0.00	4,295,409.54

2016 Approved Budget

Expenditure Line Item

BUDGET UNIT: 25062562 NEIGHBORHOOD SERVICES

Account	2013 Actual	2014 Actual	2015 Actual YTD (12/21)	2015 Adjusted Budget	2016 Approved Budget
414000 SALARIES & WAGES	\$2,120,681.20	\$1,923,284.91	\$1,891,212.35	\$2,210,171.52	\$2,817,814.42
415000 TEMPORARY	\$0.00	\$0.00	\$0.00	\$27,500.00	\$0.00
416000 OVERTIME	\$168,240.09	\$304,320.10	\$284,045.07	\$301,714.00	\$175,000.00
417000 SICK LEAVE/VACAT BUY-BACK	\$3,100.87	\$4,464.61	\$3,055.51	\$4,600.00	\$9,100.00
414100 SALARIES/WAGES	\$2,292,022.16	\$2,232,069.62	\$2,178,312.93	\$2,543,985.52	\$3,001,914.42
419001 SOCIAL SECURITY	\$176,799.27	\$172,673.09	\$163,406.76	\$193,170.97	\$230,780.12
419002 MEDICAL	\$395,258.25	\$366,434.63	\$269,857.56	\$426,910.00	\$886,910.00
419005 SEVERANCE PAY	\$2,503.99	\$14,099.58	\$12,162.56	\$14,100.00	\$14,805.00
419010 UNEMPLOYMENT COMPENSAT	\$0.00	\$0.00	\$9,853.78	\$11,000.00	\$11,000.00
419011 WORKERS' COMP-ADJ FEES	\$4,247.49	\$3,195.82	\$3,044.03	\$5,000.00	\$5,000.00
419012 LOSS TIME & MED	\$55,979.33	\$61,795.13	\$40,235.74	\$45,000.00	\$145,000.00
419014 STATE FEES & ASSESSMENTS	\$0.00	\$0.00	\$0.00	\$0.00	\$0.00
419015 EXCESS POLICY & BOND	\$0.00	\$0.00	\$0.00	\$0.00	\$0.00
419018 MEDICAL-EMPLOYEE CONTRIB	\$0.00	\$0.00	(\$18,244.18)	\$0.00	\$0.00
419019 CONCESSIONS & VACANCIES	\$0.00	\$0.00	\$0.00	\$0.00	\$0.00
419100 FRINGE BENEFITS	\$634,788.33	\$618,198.25	\$480,316.25	\$695,180.97	\$1,293,495.12
419995 PERSONNEL	\$2,926,810.49	\$2,850,267.87	\$2,658,629.18	\$3,239,166.49	\$4,295,409.54
420010 ADVERTISING	\$605.59	\$0.00	\$2,470.29	\$5,392.37	\$10,000.00
420020 PRINTING	\$2,140.57	\$1,904.34	\$10,257.63	\$11,757.63	\$15,211.00
420040 TELEPHONE	\$15,356.02	\$28,694.47	\$32,652.61	\$35,453.00	\$40,000.00
420050 POSTAGE	\$39.23	\$8.58	\$2,420.33	\$5,100.00	\$5,000.00
420100 COMMUNICATIONS	\$18,141.41	\$30,607.39	\$47,800.86	\$57,703.00	\$70,211.00
421010 LEGAL	\$0.00	\$0.00	\$2,198.00	\$6,000.00	\$6,000.00
421020 AUDIT	\$6,000.00	\$6,000.00	\$5,410.00	\$6,928.58	\$7,000.00
421040 COLLECTION(OPT & LIENS)	\$0.00	\$0.00	\$0.00	\$0.00	\$2,000.00
421050 OTHER PROFESSIONAL FEES	\$340.50	\$192.80	\$1,610.08	\$1,664.42	\$5,000.00
421070 ARBITRATION	\$0.00	\$50.00	\$20,183.10	\$20,375.00	\$20,000.00
421100 PROFESSIONAL SRVC	\$6,340.50	\$6,242.80	\$29,401.18	\$34,968.00	\$40,000.00
422000 SEWERAGE	\$13,904.82	\$31,995.80	\$20,672.23	\$23,100.00	\$23,100.00
422010 WATER	\$49,067.11	\$84,290.59	\$58,072.43	\$65,000.00	\$71,500.00
422020 ELECTRICITY	\$44,732.02	\$57,685.18	\$57,282.63	\$63,000.00	\$54,060.00
422030 HEAT	\$67,580.31	\$81,452.46	\$88,381.13	\$93,930.00	\$150,000.00
422060 POWER-STREET LIGHTS	\$255,705.10	\$276,162.56	\$249,174.51	\$512,000.00	\$50,000.00
422070 POWER-TRAFFIC LIGHTS	\$23,435.77	\$13,518.45	\$4,821.79	\$29,000.00	\$0.00
422080 SEWERAGE MAINT CHARGES	\$2,662.46	\$6,478.55	\$3,435.38	\$4,800.00	\$4,800.00
422090 REFUSE	\$522.18	\$265.75	\$322.50	\$2,200.00	\$0.00
422091 DISPOSAL	\$130,946.67	\$5,021,745.35	\$5,341,670.90	\$6,657,630.00	\$6,525,000.00
422095 UTILITIES & SERVICES	\$0.00	\$0.00	\$0.00	\$0.00	\$0.00
422100 UTILITIES & SRVC	\$588,556.44	\$5,573,594.69	\$5,823,833.50	\$7,450,660.00	\$6,878,460.00
423002 STOP/LOSS PREMIUM	\$11,120.78	\$11,185.54	\$12,218.04	\$18,500.00	\$40,500.00
423010 AUTOMOBILE PREM	\$16,896.69	\$16,193.01	\$16,602.00	\$16,602.00	\$21,778.51
423011 AUTO DEDUCT	\$14,003.80	\$22,234.94	\$5,582.00	\$24,007.00	\$25,000.00
423020 GENERAL LIABILITY PREM	\$4,076.63	\$4,038.56	\$4,200.00	\$4,200.00	\$5,672.35
423021 GEN LIAB DEDUCT	\$0.00	\$0.00	\$0.00	\$0.00	\$0.00
423095 EXCESS LIABILITY	\$965.51	\$925.34	\$1,200.00	\$1,200.00	\$2,262.33
423100 INSURANCE	\$47,063.41	\$54,577.39	\$39,802.04	\$64,509.00	\$95,213.19
424000 VEHICULAR EQUIPMENT	\$0.00	\$0.00	\$0.00	\$0.00	\$0.00
424060 OTHER RENTALS	\$18,985.91	\$19,543.00	\$11,639.15	\$24,978.00	\$25,000.00
424061 UNIFORM RENTALS	\$19,016.60	\$22,765.08	\$20,509.22	\$22,500.00	\$21,000.00
424100 RENTALS	\$38,002.51	\$42,308.08	\$32,148.37	\$47,478.00	\$46,000.00
425010 VEHICULAR EQUIPMENT	\$145,887.43	\$129,968.85	\$171,613.93	\$173,160.00	\$125,000.00
425030 BUILDING MAINT	\$719.40	\$3,316.24	\$2,849.62	\$4,700.00	\$15,000.00
425031 POOLS/RECREATIONAL EQUIP	\$5,847.06	\$5,324.50	\$47,734.48	\$79,000.00	\$0.00
425050 COMMUNICATIONS EQUIPMENT	\$198.00	\$0.00	\$250.00	\$26,190.00	\$28,000.00

2016 Approved Budget

Expenditure Line Item

BUDGET UNIT: 25 NEIGHBORHOOD SERVICES

Account	2013 Actual	2014 Actual	2015 Actual YTD (12/21)	2015 Adjusted Budget	2016 Approved Budget
425060 OPERATIONS EQUIPMENT	\$1,110.69	\$2,122.00	\$0.00	\$100.00	\$0.00
425090 MAINT SERV CONTRACT	\$39,737.65	\$44,768.63	\$25,218.83	\$39,847.90	\$40,000.00
425099 OTHER CONT MAINT	\$3,449.93	\$7,031.71	\$1,587.02	\$3,487.00	\$7,000.00
425100 MAINT & REPAIRS	\$196,950.16	\$192,531.93	\$249,253.88	\$326,484.90	\$215,000.00
429001 TUITION/TRAINING	\$0.00	\$375.00	\$283.90	\$300.00	\$0.00
429003 GENERAL ADMIN. CHARGES	\$500,000.00	\$699,449.00	\$811,063.00	\$811,063.00	\$811,063.00
429005 NUISANCE	\$385.00	\$185.00	\$87.50	\$420.00	\$0.00
429009 ADMIN/TRUSTEE FEE	\$78.64	\$342.28	\$243.60	\$300.00	\$300.00
429011 DEMOLITION & CLEARING	\$15,494.74	\$3,708.51	\$5,198.71	\$22,200.00	\$25,000.00
429012 LAUNDRY	\$0.00	\$0.00	\$0.00	\$0.00	\$0.00
429013 INCINERATOR TRUCK PERMIT	\$4,450.00	\$3,650.00	\$3,600.00	\$5,000.00	\$5,000.00
429014 CONTRACTED PERSONNEL SVS.	\$0.00	\$15,646.80	\$0.00	\$3,100.00	\$15,000.00
429015 TRAVEL	\$0.00	\$0.00	\$0.00	\$0.00	\$0.00
429016 CONFERENCES	\$0.00	\$0.00	\$0.00	\$0.00	\$0.00
429017 MEMBERSHIPS	\$852.00	\$0.00	\$0.00	\$0.00	\$0.00
429025 DISASTER RECOVERY SYSTEM	\$0.00	\$0.00	\$0.00	\$0.00	\$0.00
429090 MISC CONTRACTED SRVCS	\$4,062.96	\$672.10	\$1,054.50	\$4,700.00	\$763,822.50
429095 BANK SERV CHARGES	\$17,621.00	\$0.00	\$0.00	\$8,758.00	\$8,758.00
429100 CONTRACTED SRVC	\$542,944.34	\$724,028.69	\$821,531.21	\$855,841.00	\$1,628,943.50
429995 SERVICES	\$1,437,998.77	\$6,623,890.97	\$7,043,771.04	\$8,837,643.90	\$8,973,827.69
430001 EDUCATIONAL	\$0.00	\$0.00	\$0.00	\$0.00	\$5,000.00
430002 SOFTWARE	\$21,419.45	\$22,557.58	\$16,187.40	\$22,500.00	\$35,000.00
430003 SUBSCRIPTIONS	\$0.00	\$0.00	\$0.00	\$0.00	\$0.00
430005 DUPLICATING	\$292.00	\$0.00	\$0.00	\$0.00	\$0.00
430006 PHOTOGRAPHY	\$0.00	\$0.00	\$0.00	\$0.00	\$0.00
430008 DATA PROCESSING	\$0.00	\$0.00	\$0.00	\$16,200.00	\$0.00
430009 OFFICE	\$555.54	\$2,055.24	\$1,482.17	\$4,835.00	\$4,500.00
430011 CUSTODIAL	\$7,374.98	\$2,652.34	\$0.00	\$2,250.00	\$8,500.00
430012 PERSONAL SAFETY	\$1,099.92	\$2,006.77	\$2,954.50	\$4,000.00	\$3,000.00
430013 FIREFIGHTING	\$0.00	\$0.00	\$0.00	\$0.00	\$0.00
430014 WEARING APPAREL	\$5,048.46	\$5,279.10	\$4,151.00	\$13,400.00	\$9,000.00
430016 MEDICAL/LAB	\$0.00	\$0.00	\$169.19	\$300.00	\$0.00
430030 SNOW CONTROL	\$2,387.61	\$59,080.95	\$41,049.93	\$41,300.00	\$45,000.00
430031 ASPHALT	\$16,090.22	\$20,538.93	\$7,423.50	\$21,000.00	\$25,000.00
430032 CONCRETE	\$2,356.83	\$0.00	\$106.66	\$2,000.00	\$3,000.00
430033 STREET SIGN	\$4,497.37	\$12,296.31	\$1,199.38	\$9,500.00	\$0.00
430034 TRAFFIC CONTROL	\$23,804.31	\$73,911.83	\$37,296.34	\$145,000.00	\$0.00
430035 VECTOR CONTROL	\$0.00	\$0.00	\$0.00	\$0.00	\$0.00
430036 BLDG CONSTRUCTION	\$1,000.00	\$3,786.80	\$0.00	\$2,000.00	\$0.00
430037 CHEMICALS	\$17,672.07	\$13,593.79	\$21,112.21	\$36,500.00	\$0.00
430038 SEWER GRATES/MANHOLE CVR	\$13,240.32	\$4,397.60	\$57.00	\$10,000.00	\$0.00
430040 BOTANICAL	\$9,854.43	\$29,247.26	\$21,320.48	\$43,200.00	\$75,000.00
430041 PLAYGROUND	\$194.87	\$5,896.62	\$1,650.00	\$7,000.00	\$0.00
430042 TOOLS & HARDWARE	\$1,787.95	\$17,456.97	\$11,794.64	\$33,935.00	\$77,000.00
430043 DECORATIONS	\$0.00	\$1,428.81	\$0.00	\$4,945.00	\$10,000.00
430049 TRASH REMOVAL	\$368.40	\$0.00	\$0.00	\$0.00	\$0.00
430050 MOTOR FUELS/LUBRICANTS	\$100,000.00	\$98,704.13	\$90,965.00	\$90,965.00	\$100,000.00
430051 TIRES & BATTERIES	\$24,409.36	\$23,589.92	\$14,881.31	\$18,000.00	\$20,000.00
430052 VEHICLE PARTS & SUPPLIES	\$28,530.45	\$27,130.21	\$38,484.45	\$82,000.00	\$0.00
430053 VEHICLE REPAIR TOOLS	\$0.00	\$0.00	\$0.00	\$0.00	\$0.00
430055 MECH EQUIP PARTS	\$0.00	\$779.98	\$1,179.59	\$5,200.00	\$0.00
430056 STREET LIGHTS	\$139,823.47	\$189,359.28	\$52,949.63	\$217,350.00	\$0.00
430057 PIPE CONNECTIONS	\$0.00	\$0.00	\$0.00	\$0.00	\$0.00
430064 COMMERCIAL TRASH TOTERS	\$0.00	\$0.00	\$321,211.24	\$440,000.00	\$0.00

2016 Approved Budget

Expenditure Line Item

BUDGET UNIT: 25 NEIGHBORHOOD SERVICES

Account	2013 Actual	2014 Actual	2015 Actual YTD (12/21)	2015 Adjusted Budget	2016 Approved Budget
430065 RESIDENTIAL RECYCL TOTERS	\$0.00	\$0.00	\$46,124.10	\$230,000.00	\$0.00
430066 RESIDENTIAL TRASH TOTERS	\$0.00	\$0.00	\$810,450.83	\$850,000.00	\$0.00
430067 COMMERCIAL RECYCL TOTERS	\$0.00	\$0.00	\$55,390.50	\$56,000.00	\$0.00
430099 MISC SUPPLIES AND EXP	\$13,499.45	\$29,309.44	\$17,512.15	\$25,022.10	\$26,000.00
430100 SUPPLIES & EXP	\$435,307.46	\$645,059.86	\$1,617,103.20	\$2,434,402.10	\$446,000.00
439011 COMPOSTING	\$0.00	\$0.00	\$0.00	\$0.00	\$50,000.00
439015 OFFICE EQUIPMENT	\$2,750.00	\$4,885.96	\$7,437.27	\$7,806.00	\$8,000.00
439040 EQUIPMENT - MOTORIZED	\$3,195.00	\$2,940.78	\$0.00	\$1,734.00	\$0.00
439100 MINOR CAPITAL	\$5,945.00	\$7,826.74	\$7,437.27	\$9,540.00	\$58,000.00
439995 SUPPLIES	\$441,252.46	\$652,886.60	\$1,624,540.47	\$2,443,942.10	\$504,000.00
447030 INTEREST PMT	\$0.00	\$0.00	\$0.00	\$0.00	\$435.66
447100 INTEREST EXPENSE	\$0.00	\$0.00	\$0.00	\$0.00	\$435.66
448030 PRINCIPAL PMT	\$0.00	\$0.00	\$0.00	\$0.00	\$5,969.41
448100 PRINCIPAL PAID	\$0.00	\$0.00	\$0.00	\$0.00	\$5,969.41
452000 BUILDINGS AND STRUCTURES	\$0.00	\$0.00	\$0.00	\$0.00	\$0.00
453000 OPERATIONS EQUIPMENT	\$0.00	\$0.00	\$210,000.00	\$440,000.00	\$0.00
454000 MOTOR EQUIPMENT	\$177,010.00	\$27,872.00	\$36,410.23	\$72,500.00	\$72,500.00
456000 MAINS AND ACCESSORIES	\$0.00	\$0.00	\$388.16	\$3,000.00	\$0.00
458010 TRAFFIC SIGNS	\$0.00	\$5,900.00	\$0.00	\$0.00	\$0.00
450100 CAPITAL OUTLAY	\$177,010.00	\$33,772.00	\$246,798.39	\$515,500.00	\$72,500.00
453004 EQUIPMENT-VEHICLE	\$0.00	\$0.00	\$0.00	\$0.00	\$1,312,000.00
453030 MOTOR VEHICLE/EQUIPMENT	\$0.00	\$0.00	\$0.00	\$0.00	\$0.00
453037 EQUIPMENT-GARAGE	\$0.00	\$0.00	\$0.00	\$0.00	\$0.00
453039 EQUIPMENT-COMMUNICATION	\$0.00	\$0.00	\$0.00	\$30,400.00	\$0.00
453049 LEASE PURCHASE	\$21,391.02	\$37,150.20	\$249,052.51	\$357,655.00	\$250,000.00
453051 EQUIPMENT-DATA PROCESSING	\$0.00	\$0.00	\$0.00	\$0.00	\$0.00
453052 TRAFFIC CONTROL	\$0.00	\$0.00	\$0.00	\$0.00	\$0.00
453099 EQUIPMENT-OTHER	\$0.00	\$0.00	\$0.00	\$37,500.00	\$0.00
453100 CAPITAL OUTLAY	\$21,391.02	\$37,150.20	\$249,052.51	\$425,555.00	\$1,562,000.00
454032 AUTOMOTIVE EQUIPMENT	\$0.00	\$0.00	\$0.00	\$0.00	\$0.00
454100 MOTOR EQUIPMENT/VEHICLE	\$0.00	\$0.00	\$0.00	\$0.00	\$0.00
455003 EQUIPMENT	\$0.00	\$0.00	\$0.00	\$0.00	\$20,000.00
455004 MOTOR EQUIPMENT	\$0.00	\$0.00	\$0.00	\$0.00	\$0.00
455100 DEPRECIATION EXPENSE	\$0.00	\$0.00	\$0.00	\$0.00	\$20,000.00
463000 MATCHING SHARE GRANTS	\$0.00	\$0.00	\$0.00	\$0.00	\$0.00
460100 SUBSIDIES & GRANTS	\$0.00	\$0.00	\$0.00	\$0.00	\$0.00
481055 LIABILITY INSURANCE CLAIM	\$2,000.00	\$0.00	\$0.00	\$2,000.00	\$2,000.00
480000 NON-EXPENDITURE ITEMS	\$2,000.00	\$0.00	\$0.00	\$2,000.00	\$2,000.00
480000 NON-EXPENDITURE ITEMS NON-EXPENDIT	\$2,000.00	\$0.00	\$0.00	\$2,000.00	\$0.00
481001 GENERAL FUND TRANSFERS	\$710,496.00	\$1,649,261.00	\$1,749,261.00	\$1,749,261.00	\$1,100,000.00
481028 LANDFILL/INCIN UTILITY FD	\$0.00	\$0.00	\$0.00	\$0.00	\$0.00
486000 PYMT OF PRIOR YR EXPEND.	\$0.00	\$0.00	\$0.00	\$0.00	\$0.00
499099 ANTICIPATED CONCESSIONS	\$0.00	\$0.00	\$0.00	\$0.00	\$0.00
480100 NON-EXP ITEMS	\$712,496.00	\$1,649,261.00	\$1,749,261.00	\$1,751,261.00	\$1,100,000.00
499995 OTHER	\$912,897.02	\$1,720,183.20	\$2,245,111.90	\$2,694,316.00	\$2,762,905.07
25062562 NEIGHBORHOOD SERVICES	\$5,718,958.74	\$11,847,228.64	\$13,572,052.59	\$17,215,068.49	\$16,536,142.30

GENERAL EXPENSES

This group of accounts is used to reflect all expenses in the General Fund which are not directly related to any one particular departmental operation. Examples include specific personnel costs, such as medical, dental and prescription drug costs, pension plan contributions, employee severance pay, workers' compensation, loss/time medical payments, and other miscellaneous expenses, including telephone services, insurance(s), and various subsidies and grants to local units.

TRANSFERS TO OTHER FUNDS

This group of accounts is used to reflect transfers to other City funds and related entities, either to fund for payment of general obligation debt or to supplement operations.

EXPENDITURE ANALYSIS SUMMARY 2016 APPROVED BUDGET

	2013 Actual	2014 Actual	2015 Actual YTD (12/21)	2015 Adjusted Budget	2016 Approved Budget
<u>0188 GENERAL EXPENSES</u>					
Personnel	10,654,610	10,958,670	9,294,184	10,663,457	11,810,335
Services					
Communications	83,996	75,520	57,213	67,038	61,800
Professional Fees	33,336	66,776	98,379	108,605	104,100
Insurance	836,162	945,147	952,517	1,024,422	902,610
Contracted Services	52,087	46,222	35,406	319,113	31,000
Total Services	1,005,581	1,133,665	1,143,515	1,519,179	1,099,510
Supplies					
Supplies	265	282	175	306	25,306
Minor Capital Equipment	26,415	0	0	0	0
Total Supplies	26,679	282	175	306	25,306
Other					
Capital Outlay	0	21,649	2,655	5,000	5,000
Subsidies and Grants	272,510	299,761	225,656	225,656	228,287
Cash Over/Under	0	0	0	0	0
Uncollectible Accounts	0	0	0	0	0
Liability Insurance Claim	3,000	0	0	3,300	353,300
Refund of Prior Year Revenue	0	662	0	0	0
Fines and Settlements	26,291	1,650,000	1,946,105	1,946,105	1,500,000
Payment of Prior Year Expenditures	349,420	0	0	0	0
TRAN Costs	0	682	0	65,000	50,000
Total Other	651,221	1,972,754	2,174,416	2,245,061	2,136,587
Total General Expenses	12,338,092	14,065,371	12,612,290	14,428,003	15,071,738

0189 TRANSFERS TO OTHER FUNDS

Debt Service Fund Transfer	6,616	8,779,391	8,358,230	8,358,230	8,759,227
Blight Remediation Fund Transfer	0	0	250,000	250,000	0
Total Transfers	6,616	8,779,391	8,608,230	8,608,230	8,759,227

EXPENDITURE ANALYSIS DETAIL
2016 APPROVED BUDGET

General Fund

0188 General Expenses

Account Name	2013 Actual	2014 Actual	2015 Actual YTD (12/21)	2015 Adjusted Budget	2016 Approved Budget
WAGES/BENEFITS					
Salaries/Social Security	19,241	36,851	16,547	24,241	23,409
Medical Benefits	9,989,776	10,003,924	9,276,686	10,594,000	11,000,000
Early Retirement	0	0	0	0	0
Sick Leave Buy-Back	8,425	5,748	35,407	45,701	6,000
Severance Pay	243,089	486,874	187,484	210,000	300,000
Medicare	7,583	0	2,750	9,000	9,000
Unemployment Compensation	18,763	106,343	69,841	72,000	172,000
Concessions & Vacancies	0	0	0	0	0
TOTAL WAGES/BENEFITS	10,286,877	10,639,740	9,588,715	10,954,943	11,510,409
WORKERS' COMPENSATION					
Workers' Compensation Adj. Fees	41,255	30,680	27,396	48,000	48,000
Loss Time & Medical	206,513	151,778	78,983	130,000	100,000
State Fees/Assessments	38,693	43,029	42,914	44,000	44,000
Excess Policy & Bond	81,271	93,443	93,205	102,787	107,926
Medical-Employee Contribution	0	0	(537,029)	(616,273)	0
TOTAL WORKERS COMP.	367,733	318,930	(294,530)	(291,486)	299,926
PENSION CONTRIBUTIONS					
Police Pension	0	0	0	0	0
Fire Pension	0	0	0	0	0
Non-Unif. Pension	0	0	0	0	0
TOTAL PENSION CONTRIB.	0	0	0	0	0
TOTAL PERSONNEL	10,654,610	10,958,670	9,294,184	10,663,457	11,810,335
COMMUNICATIONS					
Advertising	0	0	0	0	0
Printing & Report Binding	2,892	0	0	0	0
Telephone/Pagers	81,104	73,662	55,259	65,038	60,000
Email	0	1,858	1,954	2,000	1,800
Postage	0	0	0	0	0
TOTAL COMMUNICATIONS	83,996	75,520	57,213	67,038	61,800
PROFESSIONAL FEES					
Legal Fees	2,468	5,000	11,790	20,000	20,000
Consulting	28,869	59,692	86,505	86,505	82,000
Other	2,000	2,084	84	2,100	2,100
TOTAL PROFESSIONAL FEES	33,336	66,776	98,379	108,605	104,100

EXPENDITURE ANALYSIS DETAIL
2016 APPROVED BUDGET

General Fund

0188 General Expenses

Account Name	2013 Actual	2014 Actual	2015 Actual YTD (12/21)	2015 Adjusted Budget	2016 Approved Budget
INSURANCE					
Stop Loss - Premium	315,706	315,244	358,292	364,000	359,500
Automobile - Premium	130,566	118,674	104,478	104,478	89,976
Automobile - Deductible	12,061	63,129	4,504	70,495	40,000
General Liability - Premium	84,078	79,382	69,886	69,886	60,186
General Liability - Deductible	33,144	33,488	29,967	30,000	30,000
Boiler & Machinery - Premium	6,518	4,667	12,329	12,329	6,358
Property & Crime - Premium	127,488	122,991	168,052	168,052	147,461
Property & Crime - Deductible	0	0	0	0	0
Inland Marine - Premium	9,173	18,585	34,702	34,702	18,317
Flood - Premium	25,353	28,057	32,887	32,887	35,200
Police Professional Liability - Premium	0	0	0	0	0
Police Professional Liability - Deductible	0	0	0	0	0
Public Official Liability - Premium	42,271	64,752	57,300	57,300	45,767
Public Official Liability - Deductible	2,755	10,658	4,826	5,000	5,000
Excess Liability - Premium	47,048	85,522	75,294	75,294	64,843
Terrorism - Premium	0	0	0	0	0
TOTAL INSURANCE	836,162	945,147	952,517	1,024,422	902,610
CONTRACTED SERVICES					
Maintenance Service Contract	9,672	10,238	6,115	12,000	12,000
Freight-Shipping	0	0	0	0	0
Bank Administration/Trustee Fees	12,767	6,618	6,405	9,113	10,000
Travel	0	0	0	0	0
Conference	0	0	0	0	0
Membership Dues	15,533	20,501	20,521	21,636	0
Catastrophic Event Disaster Recovery	0	0	0	0	0
Marketing/ Promotion	0	0	0	265,000	0
Miscellaneous	0	0	2,364	2,364	0
Bank Service Charges	14,115	8,865	0	9,000	9,000
TOTAL CONTRACTED SERVICES	52,087	46,222	35,406	319,113	31,000
TOTAL SERVICES	1,005,581	1,133,665	1,143,515	1,519,179	1,099,510
SUPPLIES & EXPENSES					
Subscriptions	0	0	0	0	0
Photography	0	0	0	0	0
Data Processing	0	0	0	0	25,000
Miscellaneous	265	282	175	306	306
TOTAL SUPPLIES & EXPENSES	265	282	175	306	25,306
MINOR CAPITAL EQUIPMENT					
Office Equipment	26,415	0	0	0	0
TOTAL MINOR CAPITAL EQUIPMENT	26,415	0	0	0	0
TOTAL SUPPLIES	26,679	282	175	306	25,306

EXPENDITURE ANALYSIS DETAIL
2016 APPROVED BUDGET

General Fund

0188 General Expenses

Account Name	2013 Actual	2014 Actual	2015 Actual YTD (12/21)	2015 Adjusted Budget	2016 Approved Budget
CAPITAL OUTLAY					
Lease/Purchase Capital Equipment	0	0	0	0	0
Miscellaneous	0	21,649	2,655	5,000	5,000
TOTAL CAPITAL OUTLAY	0	21,649	2,655	5,000	5,000
SUBSIDIES & GRANTS					
Grants to Local Units	0	0	0	0	0
Dauphin County Library	0	0	0	0	0
Capital Area Transit	272,510	299,761	225,656	225,656	228,287
Downtown Improvement District (DID)	0	0	0	0	0
Harrisburg Regional Chamber	0	0	0	0	0
TOTAL SUBSIDIES & GRANTS	272,510	299,761	225,656	225,656	228,287
Cash Under/Over	0	0	0	0	0
Uncollectible Accounts	0	0	0	0	0
Liability Insurance Claim	3,000	0	0	3,300	353,300
Refund of Prior Year Revenue	0	662	0	0	0
Fines and Settlements	26,291	1,650,000	1,946,105	1,946,105	1,500,000
Payment of Prior Year Expenditures	349,420	0	0	0	0
E.M.S. Tax Eligible Expenses	0	0	0	0	0
Hotel Tax Proceeds	0	0	0	0	0
Interest Expense	0	682	0	65,000	50,000
Repayment of Federal Grants Fund	0	0	0	0	0
Repayment of Workers' Compensation F	0	0	0	0	0
Audit Exceptions	0	0	0	0	0
Anticipated Concessions	0	0	0	0	0
TOTAL OTHER	651,221	1,972,754	2,174,416	2,245,061	2,136,587
TOTAL GENERAL EXPENSES	12,338,092	14,065,371	12,612,290	14,428,003	15,071,738

2016 Approved Budget

Expenditure Line Item

BUDGET UNIT: 01010188 GENERAL EXPENSES

Account	2013 Actual	2014 Actual	2015 Actual YTD (12/21)	2015 Adjusted Budget	2016 Approved Budget
414000 SALARIES & WAGES	\$0.00	\$0.00	\$0.00	\$0.00	\$0.00
415000 TEMPORARY	\$0.00	\$0.00	\$0.00	\$0.00	\$0.00
417000 SICK LEAVE/VACAT BUY-BACK	\$8,424.98	\$5,748.29	\$35,407.28	\$45,701.48	\$6,000.00
419006 MANDATORY MEDICARE	\$0.00	\$0.00	\$2,750.00	\$9,000.00	\$9,000.00
414100 SALARIES/WAGES	\$8,424.98	\$5,748.29	\$38,157.28	\$54,701.48	\$15,000.00
419001 SOCIAL SECURITY	\$19,240.83	\$36,850.93	\$16,547.32	\$24,241.44	\$23,409.00
419002 MEDICAL	\$9,989,776.30	\$10,003,923.70	\$9,276,685.80	\$10,594,000.00	\$11,000,000.00
419005 SEVERANCE PAY	\$243,089.42	\$486,874.07	\$187,483.62	\$210,000.00	\$300,000.00
419007 MEDICARE - PART B	\$7,582.60	\$0.00	\$0.00	\$0.00	\$0.00
419010 UNEMPLOYMENT COMPENSAT	\$18,763.24	\$106,342.61	\$69,840.86	\$72,000.00	\$172,000.00
419011 WORKERS' COMP-ADJ FEES	\$41,255.21	\$30,679.86	\$27,396.28	\$48,000.00	\$48,000.00
419012 LOSS TIME & MED	\$206,513.40	\$151,778.35	\$78,983.19	\$130,000.00	\$100,000.00
419014 STATE FEES & ASSESSMENTS	\$38,693.00	\$43,029.00	\$42,914.00	\$44,000.00	\$44,000.00
419015 EXCESS POLICY & BOND	\$81,271.00	\$93,443.00	\$93,205.00	\$102,787.30	\$107,926.42
419018 MEDICAL-EMPLOYEE CONTRIB	\$0.00	\$0.00	(\$537,028.86)	(\$616,273.49)	\$0.00
419019 CONCESSIONS & VACANCIES	\$0.00	\$0.00	\$0.00	\$0.00	\$0.00
419100 FRINGE BENEFITS	\$10,646,185.00	\$10,952,921.52	\$9,256,027.21	\$10,608,755.25	\$11,795,335.42
419995 PERSONNEL	\$10,654,609.98	\$10,958,669.81	\$9,294,184.49	\$10,663,456.73	\$11,810,335.42
420010 ADVERTISING	\$0.00	\$0.00	\$0.00	\$0.00	\$0.00
420020 PRINTING	\$2,891.77	\$0.00	\$0.00	\$0.00	\$0.00
420040 TELEPHONE	\$81,103.75	\$73,661.86	\$55,258.70	\$65,038.35	\$60,000.00
420041 E-MAIL/INTERNET	\$0.00	\$1,857.68	\$1,954.36	\$2,000.00	\$1,800.00
420050 POSTAGE	\$0.00	\$0.00	\$0.00	\$0.00	\$0.00
420100 COMMUNICATIONS	\$83,995.52	\$75,519.54	\$57,213.06	\$67,038.35	\$61,800.00
421010 LEGAL	\$2,467.50	\$5,000.00	\$11,790.00	\$20,000.00	\$20,000.00
421020 AUDIT	\$0.00	\$0.00	\$0.00	\$0.00	\$0.00
421030 CONSULTING	\$28,868.57	\$59,692.20	\$86,505.42	\$86,505.42	\$82,000.00
421050 OTHER PROFESSIONAL FEES	\$2,000.00	\$2,084.00	\$84.00	\$2,100.00	\$2,100.00
421100 PROFESSIONAL SRVC	\$33,336.07	\$66,776.20	\$98,379.42	\$108,605.42	\$104,100.00
423002 STOP/LOSS PREMIUM	\$315,706.30	\$315,244.10	\$358,291.62	\$364,000.00	\$359,500.00
423010 AUTOMOBILE PREM	\$130,566.29	\$118,673.63	\$104,477.55	\$104,477.55	\$89,976.22
423011 AUTO DEDUCT	\$12,060.66	\$63,129.04	\$4,504.17	\$70,494.58	\$40,000.00
423020 GENERAL LIABILITY PREM	\$84,077.54	\$79,381.67	\$69,885.85	\$69,885.85	\$60,185.79
423021 GEN LIAB DEDUCT	\$33,144.44	\$33,487.63	\$29,967.08	\$30,000.00	\$30,000.00
423030 BOILER	\$6,518.28	\$4,667.25	\$12,329.19	\$12,329.19	\$6,358.39
423040 PROPERTY & CRIME PREM	\$127,488.37	\$122,991.00	\$168,052.03	\$168,052.03	\$147,461.43
423041 PROPERTY DEDUCT	\$0.00	\$0.00	\$0.00	\$0.00	\$0.00
423050 INLAND MARINE	\$9,172.99	\$18,585.00	\$34,702.38	\$34,702.38	\$18,317.30
423060 FLOOD PREM	\$25,353.00	\$28,057.00	\$32,887.00	\$32,887.00	\$35,200.00
423080 POLICE PROF PREM	\$0.00	\$0.00	\$0.00	\$0.00	\$0.00
423081 POLICE PROF DEDUCT	\$0.00	\$0.00	\$0.00	\$0.00	\$0.00
423090 PUBLIC OFF PREM	\$42,271.20	\$64,751.58	\$57,299.58	\$57,299.58	\$45,767.39
423091 PUBLIC OFF DEDUCT	\$2,754.50	\$10,657.61	\$4,826.13	\$5,000.00	\$5,000.00
423095 EXCESS LIABILITY	\$47,048.44	\$85,521.91	\$75,294.10	\$75,294.10	\$64,843.38
423097 TERRORISM	\$0.00	\$0.00	\$0.00	\$0.00	\$0.00
423100 INSURANCE	\$836,162.01	\$945,147.42	\$952,516.68	\$1,024,422.26	\$902,609.90
425090 MAINT SERV CONTRACT	\$9,672.20	\$10,237.73	\$6,115.38	\$12,000.00	\$12,000.00
425100 MAINT & REPAIRS	\$9,672.20	\$10,237.73	\$6,115.38	\$12,000.00	\$12,000.00
429009 ADMIN/TRUSTEE FEE	\$12,767.00	\$6,617.98	\$6,405.45	\$9,113.00	\$10,000.00
429016 CONFERENCES	\$0.00	\$0.00	\$0.00	\$0.00	\$0.00

2016 Approved Budget

Expenditure Line Item

BUDGET UNIT: 01010188 GENERAL EXPENSES

Account	2013 Actual	2014 Actual	2015 Actual YTD (12/21)	2015 Adjusted Budget	2016 Approved Budget
429017 MEMBERSHIPS	\$15,533.40	\$20,501.20	\$20,521.20	\$21,636.00	\$0.00
429025 DISASTER RECOVERY SYSTEM	\$0.00	\$0.00	\$0.00	\$0.00	\$0.00
429087 MARKETING/PROMOTION ACT	\$0.00	\$0.00	\$0.00	\$265,000.00	\$0.00
429090 MISC CONTRACTED SRVCS	\$0.00	\$0.00	\$2,364.00	\$2,364.00	\$0.00
429095 BANK SERV CHARGES	\$14,114.72	\$8,864.93	\$0.00	\$9,000.00	\$9,000.00
429097 DCTCC FEE	\$0.00	\$0.00	\$0.00	\$0.00	\$0.00
429100 CONTRACTED SRVC	\$42,415.12	\$35,984.11	\$29,290.65	\$307,113.00	\$19,000.00
429995 SERVICES	\$1,005,580.92	\$1,133,665.00	\$1,143,515.19	\$1,519,179.03	\$1,099,509.90
430002 SOFTWARE	\$0.00	\$0.00	\$0.00	\$0.00	\$25,000.00
430003 SUBSCRIPTIONS	\$0.00	\$0.00	\$0.00	\$0.00	\$0.00
430006 PHOTOGRAPHY	\$0.00	\$0.00	\$0.00	\$0.00	\$0.00
430009 OFFICE	\$0.00	\$0.00	\$0.00	\$0.00	\$0.00
430099 MISC SUPPLIES AND EXP	\$264.51	\$282.28	\$174.50	\$306.00	\$306.00
430100 SUPPLIES & EXP	\$264.51	\$282.28	\$174.50	\$306.00	\$25,306.00
439015 OFFICE EQUIPMENT	\$26,414.89	\$0.00	\$0.00	\$0.00	\$0.00
439100 MINOR CAPITAL	\$26,414.89	\$0.00	\$0.00	\$0.00	\$0.00
439995 SUPPLIES	\$26,679.40	\$282.28	\$174.50	\$306.00	\$25,306.00
447030 INTEREST PMT	\$0.00	\$682.00	\$0.00	\$0.00	\$0.00
447100 INTEREST EXPENSE	\$0.00	\$0.00	\$0.00	\$65,000.00	\$50,000.00
447100 INTEREST EXPENSE	\$0.00	\$682.00	\$0.00	\$65,000.00	\$50,000.00
448030 PRINCIPAL PMT	\$0.00	\$0.00	\$0.00	\$0.00	\$0.00
448100 PRINCIPAL PMT	\$0.00	\$0.00	\$0.00	\$0.00	\$0.00
452014 SECURITY UPGRADE	\$0.00	\$21,648.91	\$2,654.95	\$5,000.00	\$5,000.00
450100 CAPITAL OUTLAY	\$0.00	\$21,648.91	\$2,654.95	\$5,000.00	\$5,000.00
453049 LEASE PURCHASE	\$0.00	\$0.00	\$0.00	\$0.00	\$0.00
453100 CAPITAL OUTLAY	\$0.00	\$0.00	\$0.00	\$0.00	\$0.00
462000 GRANTS TO LOCAL UNITS	\$0.00	\$0.00	\$0.00	\$0.00	\$0.00
462001 GRANTS TO DAU CO LIBRARY	\$0.00	\$0.00	\$0.00	\$0.00	\$0.00
462002 GRANTS TO CAT	\$272,510.00	\$299,761.00	\$225,656.00	\$225,656.00	\$228,287.00
462012 DOWNTOWN IMPROVMENT DISTR	\$0.00	\$0.00	\$0.00	\$0.00	\$0.00
462013 HBG REGIONAL CHAMBER	\$0.00	\$0.00	\$0.00	\$0.00	\$0.00
460100 SUBSIDIES & GRANTS	\$272,510.00	\$299,761.00	\$225,656.00	\$225,656.00	\$228,287.00
481055 LIABILITY INSURANCE CLAIM	\$3,000.00	\$0.00	\$0.00	\$3,300.00	\$353,300.00
480000 NON-EXPENDITURE ITEMS	\$3,000.00	\$0.00	\$0.00	\$3,300.00	\$353,300.00
480099 EXTRAORDINA. EXP-THA DEBT	\$0.00	\$0.00	\$0.00	\$0.00	\$0.00
485000 REFUND PRIOR YEAR REVENUE	\$0.00	\$662.00	\$0.00	\$0.00	\$0.00
485002 FINES AND SETTLEMENTS	\$26,291.00	\$1,650,000.00	\$1,946,105.00	\$1,946,105.00	\$1,500,000.00
486000 PYMT OF PRIOR YR EXPEND.	\$158,000.00	\$0.00	\$0.00	\$0.00	\$0.00
486001 PYT OF PRIOR YR EXP-ELECT	\$191,420.24	\$0.00	\$0.00	\$0.00	\$0.00
488002 WORKERS' COMP FUND REPYMT	\$0.00	\$0.00	\$0.00	\$0.00	\$0.00
499099 ANTICIPATED CONCESSIONS	\$0.00	\$0.00	\$0.00	\$0.00	\$0.00
480100 NON-EXP ITEMS	\$375,711.24	\$1,650,662.00	\$1,946,105.00	\$1,946,105.00	\$1,500,000.00
499995 OTHER	\$651,221.24	\$1,972,753.91	\$2,174,415.95	\$2,245,061.00	\$2,136,587.00
01010188 GENERAL EXPENSES	\$12,338,091.54	\$14,065,371.00	\$12,612,290.13	\$14,428,002.76	\$15,071,738.32

2016 Approved Budget

Expenditure Line Item

BUDGET UNIT: 01010189 FUND TRANSFERS

Account	2013 Actual	2014 Actual	2015 Actual YTD (12/21)	2015 Adjusted Budget	2016 Approved Budget
481006 CAPITOL PROJECTS FUND	\$0.00	\$0.00	\$0.00	\$0.00	\$0.00
480100 NON-EXP ITEMS	\$0.00	\$0.00	\$0.00	\$0.00	\$0.00
481007 DEBT SERVICE FUND TRANS	\$6,616.31	\$8,779,391.09	\$8,358,230.00	\$8,358,230.00	\$8,759,226.75
481012 BLIGHT REMED FUND TRANS	\$0.00	\$0.00	\$250,000.00	\$250,000.00	\$0.00
481000 INTERFUND TRANSFERS	\$6,616.31	\$8,779,391.09	\$8,608,230.00	\$8,608,230.00	\$8,759,226.75
499995 OTHER	\$6,616.31	\$8,779,391.09	\$8,608,230.00	\$8,608,230.00	\$8,759,226.75
01010189 FUND TRANSFERS	\$6,616.31	\$8,779,391.09	\$8,608,230.00	\$8,608,230.00	\$8,759,226.75

STATE LIQUID FUELS TAX FUND

The State Liquid Fuels Tax Fund is funded by an annual Commonwealth of Pennsylvania State Liquid Fuels Tax allocation and investment income. This fund is used to account for state aid revenue expended primarily for streets and traffic lighting, traffic controls, and maintaining City roads and bridges in accordance with policies and procedures of the County Liquid Fuels Tax Act of 1931 and the Liquid Fuels Tax Act 655 of 1956 of the Commonwealth of Pennsylvania.

RESOURCE ALLOCATION 2016 APPROVED BUDGET

RESOURCES		APPROPRIATIONS	
INVESTMENT INCOME	190	SERVICES	615,000
LIQUID FUELS TAX RECEIPTS	1,085,782	SUPPLIES	395,000
FUND BALANCE APPROPRIATION	518,029	OTHER	594,000
TOTAL RESOURCES	<u>1,604,000</u>	TOTAL APPROPRIATION	<u>1,604,000</u>

STATE LIQUID FUELS TAX FUND
2016 APPROVED BUDGET

Account Name	2013 Actual	2014 Actual	2015 Actual YTD (12/21)	2015 Adjusted Budget	2016 Approved Budget
REVENUE ANALYSIS SUMMARY					
Investment Income	191	348	0	190	190
Liquid Fuels Tax Receipts	914,788	985,774	1,085,782	1,085,782	1,085,782
TOTAL REVENUE	<u>914,979</u>	<u>986,122</u>	<u>1,085,782</u>	<u>1,085,972</u>	<u>1,085,972</u>
Fund Balance Appropriation	0	0	0	40,000	518,029
TOTAL RESOURCES	<u>914,979</u>	<u>986,122</u>	<u>1,085,782</u>	<u>1,125,972</u>	<u>1,604,000</u>

REVENUE ANALYSIS DETAIL					
Interest-Savings Account	0	0	0	0	0
Interest-Other	191	348	0	190	190
Liquid Fuels Tax Receipts	914,788	985,774	1,085,782	1,085,782	1,085,782
TOTAL REVENUE	<u>914,979</u>	<u>986,122</u>	<u>1,085,782</u>	<u>1,085,972</u>	<u>1,085,972</u>
Fund Balance Appropriation	0	0	0	40,000	518,029
TOTAL RESOURCES	<u>914,979</u>	<u>986,122</u>	<u>1,085,782</u>	<u>1,125,972</u>	<u>1,604,000</u>

EXPENDITURE ANALYSIS SUMMARY					
Personnel	0	0	37,758	51,613	0
Services	719,907	612,497	369,059	395,500	615,000
Supplies	120,872	190,609	258,540	553,541	395,000
Other	0	6,568	68,002	125,318	594,000
TOTAL EXPENDITURES	<u>840,779</u>	<u>809,674</u>	<u>733,358</u>	<u>1,125,972</u>	<u>1,604,000</u>

EXPENDITURE ANALYSIS DETAIL
2016 APPROVED BUDGET

Special Revenue Fund

2020 State Liquid Fuels

Allocation Plan

	2015 Adjusted	2016 Approved
PERSONNEL		
Salaries-Mgmt	47,971	0
Fringe Benefits	3,641	0
TOTAL	51,613	0
SERVICES		
Communications	0	0
Professional Services	0	0
Utilities	335,500	555,000
Insurance	0	0
Rentals	0	0
Maintenance & Repairs	60,000	60,000
Contracted Services	0	0
TOTAL	395,500	615,000
SUPPLIES		
Supplies	553,541	395,000
Minor Capital Equipment	0	0
TOTAL	553,541	395,000
OTHER	125,318	594,000
TOTAL APPROPRIATION	1,125,972	1,604,000

2016 Approved Budget

Revenue Line Item

BUDGET UNIT: 20062000 STATE LIQUID FUELS TAX FUND

Account	2013 Actual	2014 Actual	2015 Actual YTD (12/21)	2015 Adjusted Budget	2016 Approved Budget
350000 SAVINGS ACCT INTEREST	\$0.00	\$0.00	\$0.00	\$0.00	\$0.00
352000 INT ON INVSTMTS/GRANT	\$190.86	\$347.71	\$0.00	\$190.00	\$190.00
350100 INTEREST INCOME	\$190.86	\$347.71	\$0.00	\$190.00	\$190.00
396000 GRANT PROCEEDS	\$914,787.95	\$985,773.94	\$1,085,781.50	\$1,085,781.50	\$1,085,781.50
390100 INTERGOVERNMENTAL	\$914,787.95	\$985,773.94	\$1,085,781.50	\$1,085,781.50	\$1,085,781.50
399099 ESTIMATED CASH CARRYOVER	\$0.00	\$0.00	\$0.00	\$40,000.00	\$518,028.50
399100 EST CASH CARRYOVER	\$0.00	\$0.00	\$0.00	\$40,000.00	\$518,028.50
20062000 STATE LIQUID FUELS TAX FUND	\$914,978.81	\$986,121.65	\$1,085,781.50	\$1,125,971.50	\$1,604,000.00

2016 Approved Budget

Expenditure Line Item

BUDGET UNIT: 20062020 STATE LIQUID FUELS TAX FUND

Account	2013 Actual	2014 Actual	2015 Actual YTD (12/21)	2015 Adjusted Budget	2016 Approved Budget
414000 SALARIES & WAGES	\$0.00	\$0.00	\$34,939.89	\$44,591.46	\$0.00
416000 OVERTIME	\$0.00	\$0.00	\$1,620.08	\$3,380.00	\$0.00
414100 SALARIES/WAGES	\$0.00	\$0.00	\$36,559.97	\$47,971.46	\$0.00
419001 SOCIAL SECURITY	\$0.00	\$0.00	\$2,683.21	\$3,641.06	\$0.00
419018 MEDICAL-EMPLOYEE CONTRIB	\$0.00	\$0.00	(\$1,485.42)	\$0.00	\$0.00
419100 FRINGE BENEFITS	\$0.00	\$0.00	\$1,197.79	\$3,641.06	\$0.00
419995 PERSONNEL	\$0.00	\$0.00	\$37,757.76	\$51,612.52	\$0.00
422060 POWER-STREET LIGHTS	\$606,565.22	\$502,492.48	\$282,439.52	\$285,500.00	\$500,000.00
422070 POWER-TRAFFIC LIGHTS	\$53,341.41	\$50,004.81	\$26,619.36	\$50,000.00	\$55,000.00
422100 UTILITIES & SRVC	\$659,906.63	\$552,497.29	\$309,058.88	\$335,500.00	\$555,000.00
423002 STOP/LOSS PREMIUM	\$0.00	\$0.00	\$0.00	\$0.00	\$0.00
423021 GEN LIAB DEDUCT	\$0.00	\$0.00	\$0.00	\$0.00	\$0.00
423100 INSURANCE	\$0.00	\$0.00	\$0.00	\$0.00	\$0.00
425010 VEHICULAR EQUIPMENT	\$60,000.00	\$60,000.00	\$60,000.00	\$60,000.00	\$60,000.00
425099 OTHER CONT MAINT	\$0.00	\$0.00	\$0.00	\$0.00	\$0.00
425100 MAINT & REPAIRS	\$60,000.00	\$60,000.00	\$60,000.00	\$60,000.00	\$60,000.00
429009 ADMIN/TRUSTEE FEE	\$0.00	\$0.00	\$0.00	\$0.00	\$0.00
429100 CONTRACTED SRVC	\$0.00	\$0.00	\$0.00	\$0.00	\$0.00
429995 SERVICES	\$719,906.63	\$612,497.29	\$369,058.88	\$395,500.00	\$615,000.00
430030 SNOW CONTROL	\$30,852.55	\$99,470.57	\$138,702.43	\$174,500.00	\$180,000.00
430031 ASPHALT	\$0.00	\$0.00	\$15,562.30	\$155,000.00	\$75,000.00
430032 CONCRETE	\$0.00	\$0.00	\$0.00	\$30,027.00	\$25,000.00
430033 STREET SIGN	\$1,035.00	\$3,400.00	\$0.00	\$23,400.00	\$10,000.00
430034 TRAFFIC CONTROL	\$1,800.00	\$0.00	\$25,600.00	\$82,614.00	\$20,000.00
430038 SEWER GRATES/MANHOLE CVR	\$2,184.70	\$2,843.80	\$0.00	\$3,105.00	\$0.00
430050 MOTOR FUELS/LUBRICANTS	\$50,000.00	\$49,895.00	\$43,674.78	\$49,895.00	\$50,000.00
430051 TIRES & BATTERIES	\$10,000.00	\$10,000.00	\$10,000.00	\$10,000.00	\$10,000.00
430052 VEHICLE PARTS & SUPPLIES	\$25,000.00	\$25,000.00	\$25,000.00	\$25,000.00	\$25,000.00
430099 MISC SUPPLIES AND EXP	\$0.00	\$0.00	\$0.00	\$0.00	\$0.00
430100 SUPPLIES & EXP	\$120,872.25	\$190,609.37	\$258,539.51	\$553,541.00	\$395,000.00
439995 SUPPLIES	\$120,872.25	\$190,609.37	\$258,539.51	\$553,541.00	\$395,000.00
458030 STREETLIGHTS	\$0.00	\$0.00	\$0.00	\$0.00	\$0.00
458060 STREETS AND ROADS	\$0.00	\$6,567.60	\$40,001.87	\$66,957.50	\$450,000.00
450100 CAPITAL OUTLAY	\$0.00	\$6,567.60	\$40,001.87	\$66,957.50	\$450,000.00
453099 EQUIPMENT-OTHER	\$0.00	\$0.00	\$28,000.00	\$58,360.48	\$144,000.00
453100 CAPITAL OUTLAY	\$0.00	\$0.00	\$28,000.00	\$58,360.48	\$144,000.00
481007 DEBT SERVICE FUND TRANS	\$0.00	\$0.00	\$0.00	\$0.00	\$0.00
481000 INTERFUND TRANSFERS	\$0.00	\$0.00	\$0.00	\$0.00	\$0.00
499995 OTHER	\$0.00	\$6,567.60	\$68,001.87	\$125,317.98	\$594,000.00
20062020 STATE LIQUID FUELS TAX FUND	\$840,778.88	\$809,674.26	\$733,358.02	\$1,125,971.50	\$1,604,000.00

HOST MUNICIPALITY FEES FUND

The Host Municipality Fees Fund is funded by quarterly amounts of host municipality benefit fees received from The Harrisburg Authority for waste tonnage received and disposed at the Harrisburg Resource Recovery Facility, as mandated by Act 101 - The Municipal Waste Planning, Recycling, and Waste Reduction Act. The Fund will be used to account for this fee revenue with the proceeds being made available as a funding source for critical environmental projects and related administrative costs.

RESOURCE ALLOCATION 2016 APPROVED BUDGET			
RESOURCES		APPROPRIATIONS	
INVESTMENT INCOME	0	PERSONNEL	125,139
ACT 101 HOST MUNICIPALITY FEES	250,000	SERVICES	40,500
FUND BALANCE APPROPRIATION	165,639	SUPPLIES	10,000
TOTAL RESOURCES	<u>415,639</u>	OTHER	240,000
		TOTAL APPROPRIATION	<u>415,639</u>

HOST MUNICIPALITY FEES FUND
2016 PROPOSED BUDGET

Account Name	2013 Actual	2014 Actual	2015 Actual YTD (12/21)	2015 Adjusted Budget	2016 Approved Budget
REVENUE ANALYSIS SUMMARY					
Investment Income	0	0	0	0	0
Act 101 Host Municipality Fees	232,571	278,993	288,287	280,000	250,000
TOTAL REVENUE	<u>232,571</u>	<u>278,993</u>	<u>288,287</u>	<u>280,000</u>	<u>250,000</u>
Fund Balance Appropriation	0	0	0	314,500	165,639
TOTAL RESOURCES	<u>232,571</u>	<u>278,993</u>	<u>288,287</u>	<u>594,500</u>	<u>415,639</u>

REVENUE ANALYSIS DETAIL					
Interest-Savings Account	0	0	0	0	0
Interest-Other	0	0	0	0	0
Act 101 Host Municipality Fees	232,571	278,993	288,287	280,000	250,000
TOTAL REVENUE	<u>232,571</u>	<u>278,993</u>	<u>288,287</u>	<u>280,000</u>	<u>250,000</u>
Fund Balance Appropriation	0	0	0	314,500	165,639
TOTAL RESOURCES	<u>232,571</u>	<u>278,993</u>	<u>288,287</u>	<u>594,500</u>	<u>415,639</u>

EXPENDITURE ANALYSIS SUMMARY					
Personnel	0	25,410	81,688	124,537	125,139
Services	0	98,207	57,816	167,000	40,500
Supplies	0	0	1,894	28,500	10,000
Other	0	35,000	66,250	274,000	240,000
TOTAL EXPENDITURES	<u>0</u>	<u>158,617</u>	<u>207,648</u>	<u>594,037</u>	<u>415,639</u>

HOST MUNICIPALITY FEES FUND

EXPENDITURE ANALYSIS DETAIL 2016 APPROVED BUDGET

Special Revenue Fund

2110 Host Municipality Fees

Allocation Plan

Position Control

	Allocation Plan			Position Control			
	2015 Adjusted	2016 Approved		2015 Adjusted	2016 Approved	2015 Adjusted	2016 Approved
PERSONNEL			JOB CLASSIFICATION				
Salaries-Mgmt	115,687	116,246	Director of DCED	0.00	0.20	0	12,000
Fringe Benefits	8,850	8,893	Director of Planning	0.35	0.20	24,240	18,000
			Planning/Zoning Officer	0.00	0.20	0	9,800
TOTAL	124,537	125,139	Solid Waste & Recycling Manager	1.00	1.00	46,447	30,000
			Arborist	1.00	1.00	46,447	46,446
SERVICES			Proration (Part-time)			(1,447)	0
Communications	9,500	13,000	Total Management	2.35	2.60	115,687	116,246
Professional Services	25,000	0					
Utilities	0	0					
Insurance	0	0	FICA			8,850	8,893
Rentals	0	0	Total Fringe Benefits			8,850	8,893
Maintenance & Repairs	32,000	0					
Contracted Services	100,500	27,500	TOTAL	2.35	2.60	124,537	125,139
TOTAL	167,000	40,500					
SUPPLIES							
Supplies	28,500	10,000					
Minor Capital Equipment	0	0					
TOTAL	28,500	10,000					
OTHER							
	274,000	240,000					
TOTAL APPROPRIATION	594,037	415,639					

COMMUNITY AND ECONOMIC DEVELOPMENT

DIRECTOR OF PLANNING - 2110

<u>EMPLOYEE</u>	<u>POSITION</u>	<u>ANNIV. / D.O.B.</u>	<u>2015 END OF YR SALARY</u>	<u>2016 GRADE/STEP INCREASE</u>	<u>2016 ANNUAL INCREASE</u>	<u>2016 LONG.</u>	<u>2016 SALARY</u>	<u>2016 LUMP SUM</u>	<u>FICA</u>	<u>FRINGE BENEFITS</u>	<u>TOTAL</u>
	DIRECTOR (D.C.E.D.) (20 %)	2 18 2014	18,000.00	0.00	0.00	0.00	18,000.00	0.00	1,377.00	0.00	19,377.00
	DIRECTOR OF PLANNING (20%)	12 17 2012	21,000.00	0.00	0.00	0.00	12,000.00	0.00	918.00	0.00	12,918.00
	SOLID WASTE AND RECYCLING MANAGER	9 16 2014	30,000.00	0.00	0.00	0.00	30,000.00	0.00	2,295.00	0.00	32,295.00
	CURRENT PLANNER/ZONING OFFICER (20%)	8 11 2014	0.00	800.00	0.00	0.00	9,800.00	0.00	749.70	0.00	10,549.70
	ARBORIST	5 4 2015	46,446.00	0.00	0.00	0.00	46,446.00	0.00	3,553.12	0.00	49,999.12
2.60	MANAGEMENT TOTALS		115,446.00	800.00	0.00	0.00	116,246.00	0.00	8,892.82	0.00	125,138.82
2.60	TOTAL		115,446.00	800.00	0.00	0.00	116,246.00	0.00	8,892.82	0.00	125,138.82
TOTAL SALARIES, LUMP SUM, OVERTIME, FICA AND FRINGE BENEFITS							116,246.00	0.00	8,892.82	0.00	125,138.82

2016 Approved Budget

Revenue Line Item

BUDGET UNIT: 21212100 HOST MUNICIPALITY FEES FUND

Account	2013 Actual	2014 Actual	2015 Actual YTD (12/21)	2015 Adjusted Budget	2016 Approved Budget
390121 ACT101 HOST MUNICIPAL FEE	\$232,571.19	\$278,993.22	\$288,286.73	\$280,000.00	\$250,000.00
399099 ESTIMATED CASH CARRYOVER	\$0.00	\$0.00	\$0.00	\$314,500.00	\$165,638.82
21212100 HOST FEES FUND	\$232,571.19	\$278,993.22	\$288,286.73	\$594,500.00	\$415,638.82

2016 Approved Budget

Expenditure Line Item

BUDGET UNIT: 21212110 HOST MUNICIPALITY FEES FUND

Account	2013 Actual	2014 Actual	2015 Actual YTD (12/21)	2015 Adjusted Budget	2016 Approved Budget
414000 SALARIES & WAGES	\$0.00	\$23,604.20	\$77,430.17	\$115,686.82	\$116,246.00
414100 SALARIES/WAGES	\$0.00	\$23,604.20	\$77,430.17	\$115,686.82	\$116,246.00
419001 SOCIAL SECURITY	\$0.00	\$1,805.67	\$5,805.25	\$8,850.04	\$8,892.82
419018 MEDICAL-EMPLOYEE CONTRIB	\$0.00	\$0.00	(\$1,547.11)	\$0.00	\$0.00
419100 FRINGE BENEFITS	\$0.00	\$1,805.67	\$4,258.14	\$8,850.04	\$8,892.82
419995 PERSONNEL	\$0.00	\$25,409.87	\$81,688.31	\$124,536.86	\$125,138.82
420010 ADVERTISING	\$0.00	\$0.00	\$2,103.47	\$6,500.00	\$7,000.00
420020 PRINTING	\$0.00	\$0.00	\$0.00	\$3,000.00	\$6,000.00
420100 COMMUNICATIONS	\$0.00	\$0.00	\$2,103.47	\$9,500.00	\$13,000.00
421030 CONSULTING	\$0.00	\$98,206.80	\$25,000.00	\$25,000.00	\$0.00
421100 PROFESSIONAL SRVC	\$0.00	\$98,206.80	\$25,000.00	\$25,000.00	\$0.00
425010 VEHICULAR EQUIPMENT	\$0.00	\$0.00	\$28,712.70	\$32,000.00	\$0.00
425100 MAINT & REPAIRS	\$0.00	\$0.00	\$28,712.70	\$32,000.00	\$0.00
429001 TUITION/TRAINING	\$0.00	\$0.00	\$0.00	\$0.00	\$500.00
429016 CONFERENCES	\$0.00	\$0.00	\$0.00	\$500.00	\$0.00
429090 MISC CONTRACTED SRVCS	\$0.00	\$0.00	\$2,000.00	\$100,000.00	\$27,000.00
429100 CONTRACTED SRVC	\$0.00	\$0.00	\$2,000.00	\$100,500.00	\$27,500.00
429995 SERVICES	\$0.00	\$98,206.80	\$57,816.17	\$167,000.00	\$40,500.00
430037 CHEMICALS	\$0.00	\$0.00	\$0.00	\$0.00	\$2,000.00
430040 BOTANICAL	\$0.00	\$0.00	\$0.00	\$22,500.00	\$8,000.00
430049 TRASH REMOVAL	\$0.00	\$0.00	\$1,893.60	\$6,000.00	\$0.00
430100 SUPPLIES & EXP	\$0.00	\$0.00	\$1,893.60	\$28,500.00	\$10,000.00
439995 SUPPLIES	\$0.00	\$0.00	\$1,893.60	\$28,500.00	\$10,000.00
452090 BLD & STRUCT-OTHER	\$0.00	\$0.00	\$49,422.60	\$55,000.00	\$0.00
452100 BUILDING AND STRUCTURES	\$0.00	\$0.00	\$49,422.60	\$55,000.00	\$0.00
453030 MOTOR VEHICLE/EQUIPMENT	\$0.00	\$0.00	\$0.00	\$50,000.00	\$150,000.00
453100 CAPITAL OUTLAY	\$0.00	\$0.00	\$0.00	\$50,000.00	\$150,000.00
462000 GRANTS TO LOCAL UNITS	\$0.00	\$35,000.00	\$0.00	\$89,000.00	\$60,000.00
463000 MATCHING SHARE GRANTS	\$0.00	\$0.00	\$10,000.00	\$10,000.00	\$0.00
460100 SUBSIDIES & GRANTS	\$0.00	\$35,000.00	\$10,000.00	\$99,000.00	\$60,000.00
480001 COMMUNITY CLEANUP REIMB	\$0.00	\$0.00	\$6,827.71	\$70,000.00	\$30,000.00
481001 GENERAL FUND TRANSFERS	\$0.00	\$0.00	\$0.00	\$0.00	\$0.00
480100 NON-EXP ITEMS	\$0.00	\$0.00	\$6,827.71	\$70,000.00	\$30,000.00
499995 OTHER	\$0.00	\$35,000.00	\$66,250.31	\$274,000.00	\$240,000.00
21212110 HOST MUNICIPALITY FEES FUND	\$0.00	\$158,616.67	\$207,648.39	\$594,036.86	\$415,638.82

DEBT SERVICE FUND
RESOURCE ALLOCATION
2016 APPROVED BUDGET

RESOURCES		APPROPRIATIONS	
INVESTMENT INCOME	0	DEBT SERVICE	8,747,992
RENTAL INCOME-COMMERCE PARK	379,738	OTHER	388,640
PROCEEDS FROM SALE/ LEASE OF ASSETS	0		
CITY GUARANTEE FEES	0		
TRANSFERS	8,759,227		
FUND BALANCE APPROPRIATION	0		
TOTAL RESOURCES	<u>9,138,964</u>	TOTAL APPROPRIATION	<u>9,136,632</u>

DEBT SERVICE FUND
2016 APPROVED BUDGET

	2013 Actual	2014 Actual	2015 Actual YTD (12/21)	2015 Adjusted Budget	2016 Approved Budget
REVENUE ANALYSIS DETAIL					
Special Parking Fees-City Island	14,469	42,857	0	31,000	0
Interest on Savings Account	6	17	0	0	0
Interest on Other Investments	0	0	0	0	0
Park Permit - Commerce Bank Park	437,540	445,848	379,738	444,738	379,738
Gain on Sale of Investments	0	0	0	0	0
Gain on Sale/Lease of Assets	2,416,333	190,886	0	0	0
Miscellaneous	162,586	0	0	0	0
City Guarantee Fees	0	0	0	0	0
Transfers-General Fund	6,616	8,779,391	8,358,230	8,273,230	8,759,227
Transfers-Capital Projects Fund	0	0	0	0	0
Transfers-State Liquid Fuels Tax Fund	0	0	0	0	0
Transfers-Sanitation Fund	0	0	0	0	0
TOTAL REVENUE	<u>3,037,550</u>	<u>9,459,000</u>	<u>8,737,968</u>	<u>8,748,968</u>	<u>9,138,964</u>
Fund Balance Appropriation	0	0	0	119,000	0
TOTAL RESOURCES	<u>3,037,550</u>	<u>9,459,000</u>	<u>8,737,968</u>	<u>8,867,968</u>	<u>9,138,964</u>

EXPENDITURE ANALYSIS DETAIL					
PA INFRA BANK NOTES	437,741	297,742	297,742	297,743	297,742
CAPITAL LEASE	0	609,511	131,357	131,357	105,086
2006 COMMERCE BANK NOTE	2,390,199	94,087	0	0	0
REV BONDS SER A-2 OF 2005	654,452	468,532	652,687	652,730	653,026
THA/RRF GUARANTEED DEBT	0	0	0	0	0
DCED ALT LOAN	0	0	0	0	0
GO BONDS SER A-B OF 95	0	0	0	0	0
GO BONDS SER A1 OF 97	0	0	0	0	0
GO SER D-F OF 97	0	7,692,138	7,692,138	7,692,138	7,692,138
STREETLIGHTS	0	0	0	0	386,140
USE OF RESIDUAL ARTI PROCEEDS	0	0	30,650	94,000	2,500
TOTAL EXPENDITURES	<u>3,482,392</u>	<u>9,162,010</u>	<u>8,804,575</u>	<u>8,867,968</u>	<u>9,136,632</u>

2016 Approved Budget

Revenue Line Item

BUDGET UNIT: 07700700 DEBT SERVICE FUND

Account	2013 Actual	2014 Actual	2015 Actual YTD (12/21)	2015 Adjusted Budget	2016 Approved Budget
345081 SPEC PARK FEES-CITY ISLAN	\$14,468.96	\$42,857.24	\$0.00	\$31,000.00	\$0.00
345100 DEPT OF PARKS & REC	\$14,468.96	\$42,857.24	\$0.00	\$31,000.00	\$0.00
350000 SAVINGS ACCT INTEREST	\$0.00	\$0.00	\$0.00	\$0.00	\$0.00
352000 INT ON INVSTMTS/GRANT	\$5.94	\$17.46	\$0.00	\$0.00	\$0.00
350100 INTEREST INCOME	\$5.94	\$17.46	\$0.00	\$0.00	\$0.00
355002 METRO BANK PARK	\$437,539.84	\$445,848.08	\$379,737.60	\$444,738.00	\$379,737.60
358090 SALE OF ASSETS	\$2,416,332.97	\$190,885.88	\$0.00	\$0.00	\$0.00
355100 RENTAL REVENUE	\$2,853,872.81	\$636,733.96	\$379,737.60	\$444,738.00	\$379,737.60
385090 MISCELLANEOUS	\$162,585.70	\$0.00	\$0.00	\$0.00	\$0.00
380100 MISCELLANEOUS	\$162,585.70	\$0.00	\$0.00	\$0.00	\$0.00
389002 CITY GUARANTEE FEES	\$0.00	\$0.00	\$0.00	\$0.00	\$0.00
389000 OTHER FIN SOURCES	\$0.00	\$0.00	\$0.00	\$0.00	\$0.00
398001 GENERAL FUND	\$6,616.31	\$8,779,391.09	\$8,358,230.00	\$8,273,230.00	\$8,759,226.75
398020 STATE LIQ FUELS TAX FUND	\$0.00	\$0.00	\$0.00	\$0.00	\$0.00
398100 INTERFUND TRANSFERS	\$6,616.31	\$8,779,391.09	\$8,358,230.00	\$8,273,230.00	\$8,759,226.75
399099 ESTIMATED CASH CARRYOVER	\$0.00	\$0.00	\$0.00	\$119,000.00	\$0.00
399100 EST CASH CARRYOVER	\$0.00	\$0.00	\$0.00	\$119,000.00	\$0.00
07700700 DEBT SERVICE FUND	\$3,037,549.72	\$9,458,999.75	\$8,737,967.60	\$8,867,968.00	\$9,138,964.35

2016 Approved Budget

Expenditure Line Item

BUDGET UNIT: 07 DEBT SERVICE FUND

Account	2013 Actual	2014 Actual	2015 Actual YTD (12/21)	2015 Adjusted Budget	2016 Approved Budget
430034 TRAFFIC CONTROL	\$0.00	\$0.00	\$30,650.00	\$94,000.00	\$2,500.00
07060762 USE OF ARTIFACTS PROCEEDS	\$0.00	\$0.00	\$30,650.00	\$94,000.00	\$2,500.00
447030 INTEREST PMT	\$0.00	\$0.00	\$0.00	\$0.00	\$124,886.84
448030 PRINCIPAL PMT	\$0.00	\$0.00	\$0.00	\$0.00	\$261,252.76
***** STREETLIGHT	\$0.00	\$0.00	\$0.00	\$0.00	\$386,139.60
447030 INTEREST PMT	\$68,238.12	\$54,485.25	\$44,450.90	\$44,450.90	\$34,002.62
448030 PRINCIPAL PMT	\$369,502.65	\$243,257.16	\$253,291.51	\$253,291.94	\$263,739.79
07700703 PA INFRA BANK NOTES	\$437,740.77	\$297,742.41	\$297,742.41	\$297,742.84	\$297,742.41
447030 INTEREST PMT	\$0.00	\$29,324.08	\$13,624.48	\$13,624.48	\$7,147.78
448030 PRINCIPAL PMT	\$0.00	\$580,186.60	\$117,732.68	\$117,732.68	\$97,937.96
07700704 CAPITAL LEASE	\$0.00	\$609,510.68	\$131,357.16	\$131,357.16	\$105,085.74
447030 INTEREST PMT	\$51,502.05	\$1,637.92	\$0.00	\$0.00	\$0.00
448030 PRINCIPAL PMT	\$2,338,696.92	\$92,449.48	\$0.00	\$0.00	\$0.00
07700706 2006 COMMERCE BANK NOTE	\$2,390,198.97	\$94,087.40	\$0.00	\$0.00	\$0.00
447030 INTEREST PMT	\$384,451.79	\$188,531.57	\$357,687.31	\$357,730.00	\$343,026.00
448030 PRINCIPAL PMT	\$270,000.00	\$280,000.00	\$295,000.00	\$295,000.00	\$310,000.00
481026 SENATORS FUND	\$0.00	\$0.00	\$0.00	\$0.00	\$0.00
07700709 REV BONDS SER A-2 OF 2005	\$654,451.79	\$468,531.57	\$652,687.31	\$652,730.00	\$653,026.00
447030 INTEREST PMT	\$0.00	\$0.00	\$0.00	\$0.00	\$4,276.07
448030 PRINCIPAL PMT	\$0.00	\$7,692,138.00	\$7,692,138.00	\$7,692,138.00	\$7,687,861.93
07700797 GO SER D-F OF 97	\$0.00	\$7,692,138.00	\$7,692,138.00	\$7,692,138.00	\$7,692,138.00
07 DEBT SERVICE FUND	\$3,482,391.53	\$9,162,010.06	\$8,804,574.88	\$8,867,968.00	\$9,136,631.75

BLIGHT REMEDIATION FUND

The Blight Remediation fund is responsible for the collection of fee revenue and related expenses of the City as they pertain to enforcement of ordinances regulating blight and local health, housing and safety codes and regulations, including expenses related to remediation of blighted conditions, as authorized.

RESOURCE ALLOCATION 2016 APPROVED BUDGET

RESOURCES		APPROPRIATIONS	
SALVAGE	5,000	SALVAGE	0
LAND BANK	0	LAND BANK	0
PERMIT PENALTY	11,000	PERMIT PENALTY	41,000
VACANT PROPERTY REGISTRY	25,000	VACANT PROPERTY REGISTRY	0
FUND BALANCE PROPRIATION	0		
TOTAL RESOURCES	<u>41,000</u>	TOTAL APPROPRIATION	<u>41,000</u>

BLIGHT REMEDIATION FUND
2016 APPROVED BUDGET

	2013 Actual	2014 Actual	2015 Actual YTD (12/21)	2015 Adjusted Budget	2016 Approved Budget
REVENUE ANALYSIS DETAIL					
SALVAGE	0	0	7,544	39,719	5,000
LAND BANK	0	0	250,000	250,000	0
PERMIT PENALTY	0	0	12,137	112,213	11,000
VACANT PROPERTY REGISTRY	0	0	0	0	25,000
TOTAL REVENUE	<u>0</u>	<u>0</u>	<u>269,681</u>	<u>401,931</u>	<u>41,000</u>
FUND BALANCE APPROPRIATION	0	0	0	0	0
TOTAL RESOURCES	<u>0</u>	<u>0</u>	<u>269,681</u>	<u>401,931</u>	<u>41,000</u>

EXPENDITURE ANALYSIS DETAIL					
SALVAGE	0	0	409	14,000	0
LAND BANK	0	0	250,000	250,000	0
PERMIT PENALTY	0	0	18,107	42,000	41,000
VACANT PROPERTY REGISTRY	0	0	0	0	0
TOTAL EXPENDITURES	<u>0</u>	<u>0</u>	<u>268,516</u>	<u>306,000</u>	<u>41,000</u>

2016 Approved Budget

Revenue Line Item

BUDGET UNIT: BLIGHT REMEDIATION FUND

Account	2013 Actual	2014 Actual	2015 Actual YTD (12/21)	2015 Adjusted Budget	2016 Approved Budget
343083 RECYCLING REV-DEMOLITION	\$0.00	\$0.00	\$7,543.92	\$5,000.00	\$5,000.00
399099 ESTIMATED CASH CARRYOVER	\$0.00	\$0.00	\$0.00	\$34,718.75	\$0.00
50505001 SALVAGE	\$0.00	\$0.00	\$7,543.92	\$39,718.75	\$5,000.00
398001 GENERAL FUND	\$0.00	\$0.00	\$250,000.00	\$250,000.00	\$0.00
50505002 LAND BANK	\$0.00	\$0.00	\$250,000.00	\$250,000.00	\$0.00
341003 MITIGATION FEES	\$0.00	\$0.00	\$7,607.28	\$12,000.00	\$8,000.00
341022 BUILDING PERMIT FEES	\$0.00	\$0.00	\$4,530.00	\$3,000.00	\$3,000.00
399099 ESTIMATED CASH CARRYOVER	\$0.00	\$0.00	\$0.00	\$97,212.58	\$0.00
50505003 PERMIT PENALTY	\$0.00	\$0.00	\$12,137.28	\$112,212.58	\$11,000.00
341042 CODES ENFORCEMENT APP FEE	\$0.00	\$0.00	\$0.00	\$0.00	\$25,000.00
50505004 VACANT PROPERTY REGISTRY	\$0.00	\$0.00	\$0.00	\$0.00	\$25,000.00
50 BLIGHT REMEDIATION FUND	\$0.00	\$0.00	\$269,681.20	\$401,931.33	\$41,000.00

2016 Approved Budget

Expenditure Line Item

BUDGET UNIT: BLIGHT REMEDIATION FUND

Account	2013 Actual	2014 Actual	2015 Actual YTD (12/21)	2015 Adjusted Budget	2016 Approved Budget
429090 MISC CONTRACTED SRVCS	\$0.00	\$0.00	\$0.00	\$5,000.00	\$0.00
430014 WEARING APPAREL	\$0.00	\$0.00	\$0.00	\$1,500.00	\$0.00
430042 TOOLS & HARDWARE	\$0.00	\$0.00	\$0.00	\$2,500.00	\$0.00
430099 MISC SUPPLIES AND EXP	\$0.00	\$0.00	\$0.00	\$3,000.00	\$0.00
439099 MISC EQUIPMENT	\$0.00	\$0.00	\$409.25	\$2,000.00	\$0.00
50505001 SALVAGE	\$0.00	\$0.00	\$409.25	\$14,000.00	\$0.00
481049 TRANSFER OTHER ENTITIES	\$0.00	\$0.00	\$250,000.00	\$250,000.00	\$0.00
499995 OTHER	\$0.00	\$0.00	\$0.00	\$0.00	\$0.00
50505002 LAND BANK	\$0.00	\$0.00	\$250,000.00	\$250,000.00	\$0.00
429090 MISC CONTRACTED SRVCS	\$0.00	\$0.00	\$10,120.00	\$15,000.00	\$15,000.00
430014 WEARING APPAREL	\$0.00	\$0.00	\$744.80	\$4,500.00	\$3,500.00
430042 TOOLS & HARDWARE	\$0.00	\$0.00	\$830.50	\$7,500.00	\$7,500.00
430099 MISC SUPPLIES AND EXP	\$0.00	\$0.00	\$2,640.34	\$9,000.00	\$9,000.00
439099 MISC EQUIPMENT	\$0.00	\$0.00	\$3,770.99	\$6,000.00	\$6,000.00
50505003 PERMIT PENALTY	\$0.00	\$0.00	\$18,106.63	\$42,000.00	\$41,000.00
429090 MISC CONTRACTED SRVCS	\$0.00	\$0.00	\$0.00	\$0.00	\$0.00
430014 WEARING APPAREL	\$0.00	\$0.00	\$0.00	\$0.00	\$0.00
430042 TOOLS & HARDWARE	\$0.00	\$0.00	\$0.00	\$0.00	\$0.00
430099 MISC SUPPLIES AND EXP	\$0.00	\$0.00	\$0.00	\$0.00	\$0.00
439099 MISC EQUIPMENT	\$0.00	\$0.00	\$0.00	\$0.00	\$0.00
50505004 VACANT PROPERTY REGISTRY	\$0.00	\$0.00	\$0.00	\$0.00	\$0.00
50 BLIGHT REMEDIATION FUND	\$0.00	\$0.00	\$268,515.88	\$306,000.00	\$41,000.00

SPECIAL EVENTS & PROJECTS REIMBURSEMENT FUND

The Special Events and Projects Reimbursement Fund accounts for fee, service provision chargeback and contribution revenue, along with related expenses, for use in the maintenance and betterment of the City's Public Works department.

RESOURCE ALLOCATION 2016 APPROVED BUDGET

RESOURCES		APPROPRIATIONS	
SPECIAL EVENTS & PROJ REIMB FUND	0	SPECIAL EVENTS & PROJ RI	0
LAND BANK	0	LAND BANK	0
FUND BALANCE APPROPRIATION	0		
TOTAL RESOURCES	<u>0</u>	TOTAL APPROPRIATION	<u>0</u>

SPECIAL EVENTS & PROJECTS REIMBURSEMENT FUND
2016 APPROVED BUDGET

	2013 Actual	2014 Actual	2015 Actual YTD (12/21)	2015 Adjusted Budget	2016 Approved Budget
REVENUE ANALYSIS DETAIL					
SPECIAL EVENTS & PROJ REIMB FUND	0	0	3,000	1,820	0
PUBLIC WORKS PROJECTS	0	0	18,704	0	0
TOTAL REVENUE	<u>0</u>	<u>0</u>	<u>21,704</u>	<u>1,820</u>	<u>0</u>
FUND BALANCE APPROPRIATION	0	0	0	0	0
TOTAL RESOURCES	<u>0</u>	<u>0</u>	<u>21,704</u>	<u>1,820</u>	<u>0</u>
EXPENDITURE ANALYSIS DETAIL					
SPECIAL EVENTS & PROJ REIMB FUND	0	0	0	0	0
PUBLIC WORKS PROJECTS	0	0	0	0	0
TOTAL EXPENDITURES	<u>0</u>	<u>0</u>	<u>0</u>	<u>0</u>	<u>0</u>

2016 Approved Budget

Revenue Line Item

BUDGET UNIT: SPECIAL EVENTS & PROJECTS REIMBURSEMENT FUND

Account	2013 Actual	2014 Actual	2015 Actual YTD (12/21)	2015 Adjusted Budget	2016 Approved Budget
382000 CONTRIBUTIONS AND DONAT	\$0.00	\$0.00	\$3,000.00	\$0.00	\$0.00
399099 ESTIMATED CASH CARRYOVER	\$0.00	\$0.00	\$0.00	\$1,820.00	\$0.00
51505100 SPECIAL EVENTS & PROJ REIMB FUND	\$0.00	\$0.00	\$3,000.00	\$1,820.00	\$0.00
343082 OTHER RECYCLING REVENUE	\$0.00	\$0.00	\$17,490.94	\$0.00	\$0.00
343090 OTHER PUB WORKS	\$0.00	\$0.00	\$1,213.00	\$0.00	\$0.00
51505101 PUBLIC WORKS PROJECTS	\$0.00	\$0.00	\$18,703.94	\$0.00	\$0.00
51 SPECIAL EVENTS & PROJECTS	\$0.00	\$0.00	\$21,703.94	\$1,820.00	\$0.00

2016 Approved Budget

Expenditure Line Item

BUDGET UNIT: SPECIAL EVENTS & PROJECTS REIMBURSEMENT FUND

Account	2013 Actual	2014 Actual	2015 Actual YTD (12/21)	2015 Adjusted Budget	2016 Approved Budget
*****	\$0.00	\$0.00	\$0.00	\$0.00	\$0.00
51505100 SPECIAL EVENTS & PROJ REIMB FU	\$0.00	\$0.00	\$0.00	\$0.00	\$0.00
*****	\$0.00	\$0.00	\$0.00	\$0.00	\$0.00
51505101 PUBLIC WORKS PROJECTS	\$0.00	\$0.00	\$0.00	\$0.00	\$0.00
51 SPECIAL EVENTS & PROJECTS REIMB	\$0.00	\$0.00	\$0.00	\$0.00	\$0.00

FIRE PROTECTION FUND

The Fire Protection fund accounts for fee, contribution and grant revenue, along with related expenses, for use in the maintenance and betterment of the City's Fire department and activities

RESOURCE ALLOCATION 2016 APPROVED BUDGET

RESOURCES		APPROPRIATIONS	
FIRE SAFETY HOUSE	0	FIRE SAFETY HOUSE	0
SHARP TEAM	35,000	SHARP TEAM	55,000
URBAN SEARCH	0	URBAN SEARCH	5,000
SMOKE DETECT	0	SMOKE DETECT	3,000
FUND BALANCE APPROPRIATION	116,251		
TOTAL RESOURCES	<u>151,251</u>	TOTAL APPROPRIATION	<u>63,000</u>

FIRE PROTECTION FUND
2016 APPROVED BUDGET

	2013 Actual	2014 Actual	2015 Actual YTD (12/21)	2015 Adjusted Budget	2016 Approved Budget
REVENUE ANALYSIS DETAIL					
FIRE SAFETY HOUSE	0	0	0	1,254	0
SHARP TEAM	0	0	65,342	86,820	35,000
URBAN SEARCH	0	0	0	3,019	0
SMOKE DETECT	0	0	0	7,319	0
TOTAL REVENUE	<u>0</u>	<u>0</u>	<u>65,342</u>	<u>98,412</u>	<u>35,000</u>
FUND BALANCE APPROPRIATION	0	0	0	0	116,251
TOTAL RESOURCES	<u>0</u>	<u>0</u>	<u>65,342</u>	<u>98,412</u>	<u>151,251</u>

EXPENDITURE ANALYSIS DETAIL					
FIRE SAFETY HOUSE	0	0	0	0	0
SHARP TEAM	0	0	13,830	15,560	55,000
URBAN SEARCH	0	0	3,860	5,000	5,000
SMOKE DETECT	0	0	0	3,000	3,000
TOTAL EXPENDITURES	<u>0</u>	<u>0</u>	<u>17,690</u>	<u>23,560</u>	<u>63,000</u>

2016 Approved Budget

Revenue Line Item

BUDGET UNIT: FIRE PROTECTION FUND

Account	2013 Actual	2014 Actual	2015 Actual YTD (12/21)	2015 Adjusted Budget	2016 Approved Budget
399099 ESTIMATED CASH CARRYOVER	\$0.00	\$0.00	\$0.00	\$1,253.70	\$0.00
52505201 FIRE SAFETY HOUSE	\$0.00	\$0.00	\$0.00	\$1,253.70	\$0.00
342090 OTHER PUBLIC SAFETY	\$0.00	\$0.00	\$5,758.13	\$0.00	\$0.00
342092 FINE AND COSTS	\$0.00	\$0.00	\$10.00	\$1,560.00	\$0.00
355000 RENTAL INCOME	\$0.00	\$0.00	\$2,422.98	\$0.00	\$8,000.00
382000 CONTRIBUTIONS AND DONAT	\$0.00	\$0.00	\$57,150.81	\$18,000.00	\$27,000.00
399099 ESTIMATED CASH CARRYOVER	\$0.00	\$0.00	\$0.00	\$67,260.29	\$105,250.55
52505202 SHARP TEAM	\$0.00	\$0.00	\$65,341.92	\$86,820.29	\$140,250.55
399099 ESTIMATED CASH CARRYOVER	\$0.00	\$0.00	\$0.00	\$3,018.84	\$8,000.00
52505203 URBAN SEARCH	\$0.00	\$0.00	\$0.00	\$3,018.84	\$8,000.00
382000 CONTRIBUTIONS AND DONAT	\$0.00	\$0.00	\$0.00	\$2,500.00	\$0.00
399099 ESTIMATED CASH CARRYOVER	\$0.00	\$0.00	\$0.00	\$4,819.06	\$3,000.00
52505204 SMOKE DETECT	\$0.00	\$0.00	\$0.00	\$7,319.06	\$3,000.00
52 FIRE PROTECTION FUND	\$0.00	\$0.00	\$65,341.92	\$98,411.89	\$151,250.55

2016 Approved Budget

Expenditure Line Item

BUDGET UNIT: FIRE PROTECTION FUND

Account	2013 Actual	2014 Actual	2015 Actual YTD (12/21)	2015 Adjusted Budget	2016 Approved Budget
XXXXXX	\$0.00	\$0.00	\$0.00	\$0.00	
52505201 FIRE SAFETY HOUSE	\$0.00	\$0.00	\$0.00	\$0.00	\$0.00
429001 TUITION/TRAINING	\$0.00	\$0.00	\$12,270.32	\$12,500.00	\$55,000.00
439060 OPERATIONS EQUIPMENT	\$0.00	\$0.00	\$0.00	\$1,500.00	\$0.00
485002 FINES AND SETTLEMENTS	\$0.00	\$0.00	\$1,560.00	\$1,560.00	\$0.00
52505202 SHARP TEAM	\$0.00	\$0.00	\$13,830.32	\$15,560.00	\$55,000.00
429001 TUITION/TRAINING	\$0.00	\$0.00	\$3,859.50	\$3,859.50	\$0.00
439060 OPERATIONS EQUIPMENT	\$0.00	\$0.00	\$0.00	\$1,140.50	\$5,000.00
52505203 URBAN SEARCH AND RESCUE	\$0.00	\$0.00	\$3,859.50	\$5,000.00	\$5,000.00
430001 EDUCATIONAL	\$0.00	\$0.00	\$0.00	\$1,500.00	\$3,000.00
430099 MISC SUPPLIES AND EXP	\$0.00	\$0.00	\$0.00	\$1,500.00	\$0.00
52505204 SMOKE DETECTOR	\$0.00	\$0.00	\$0.00	\$3,000.00	\$3,000.00
52 FIRE PROTECTION FUND	\$0.00	\$0.00	\$17,689.82	\$23,560.00	\$63,000.00

POLICE PROTECTION FUND

The Police Protection fund accounts for fee, contribution and grant revenue, along with related expenses, for use in the maintenance and betterment of the City's Police department and activities

RESOURCE ALLOCATION 2016 APPROVED BUDGET

RESOURCES		APPROPRIATIONS	
ILLEGAL GUN PROGRAM	2,400	ILLEGAL GUN PROGRAM	2,400
POLICE TRAINING	129,346	POLICE TRAINING	52,000
K-9 WODAN	2,926	K-9 WODAN	1,000
K-9 EQUESTRIAN	12,251	K-9 EQUESTRIAN	12,251
POLICE PROJECTS	98,500	POLICE PROJECTS	94,500
FED FORFEITURE	61,000	FED FORFEITURE	30,000
DARE PROGRAM	1,361	DARE PROGRAM	1,361
PROTECT HBG LEGAL DEFENSE	6,300	PROTECT HBG LEGAL DEFE	6,300
PA GAMING CONTRL BRD GRANT	139,572	PA GAMING CONTRL BRD GI	139,573
FUND BALANCE APPROPRIATION	0		
TOTAL RESOURCES	<u>453,656</u>	TOTAL APPROPRIATION	<u>339,384</u>

POLICE PROTECTION FUND
2016 APPROVED BUDGET

	2013 Actual	2014 Actual	2015 Actual YTD (12/21)	2015 Adjusted Budget	2016 Approved Budget
REVENUE ANALYSIS DETAIL					
ILLEGAL GUN PROGRAM	0	0	0	2,400	2,400
POLICE TRAINING	0	0	10,350	7,544	129,346
K-9 WODAN	0	0	0	2,926	2,926
K-9 EQUESTRIAN	0	0	0	12,251	12,251
POLICE PROJECTS	0	0	500	98,665	99,500
FED FORFEITURE	0	0	6,116	55,127	61,000
DARE PROGRAM	0	0	0	1,361	1,361
PROTECT HBG LEGAL DEFENSE	0	0	5,035	250,000	6,300
PA GAMING CONTRL BRD GRANT	0	0	139,572	160,572	139,572
TOTAL REVENUE	<u>0</u>	<u>0</u>	<u>161,573</u>	<u>590,846</u>	<u>454,656</u>
FUND BALANCE APPROPRIATION	0	0	0	0	0
TOTAL RESOURCES	<u><u>0</u></u>	<u><u>0</u></u>	<u><u>161,573</u></u>	<u><u>590,846</u></u>	<u><u>454,656</u></u>

EXPENDITURE ANALYSIS DETAIL					
ILLEGAL GUN PROGRAM	0	0	0	0	2,400
POLICE TRAINING	0	0	0	0	52,000
K-9 WODAN	0	0	0	0	1,000
K-9 EQUESTRIAN	0	0	0	0	12,251
POLICE PROJECTS	0	0	150	500	94,500
FED FORFEITURE	0	0	0	0	30,000
DARE PROGRAM	0	0	0	0	1,361
PROTECT HBG LEGAL DEFENSE	0	0	0	250,000	6,300
PA GAMING CONTRL BRD GRANT	0	0	0	160,572	139,573
TOTAL EXPENDITURES	<u><u>0</u></u>	<u><u>0</u></u>	<u><u>150</u></u>	<u><u>411,072</u></u>	<u><u>339,384</u></u>

2016 Approved Budget

Revenue Line Item

BUDGET UNIT: POLICE PROTECTION FUND

Account	2013 Actual	2014 Actual	2015 Actual YTD (12/21)	2015 Adjusted Budget	2016 Approved Budget
399099 ESTIMATED CASH CARRYOVER	\$0.00	\$0.00	\$0.00	\$2,400.00	\$2,400.00
53505301 ILLEGAL GUN PROGRAM	\$0.00	\$0.00	\$0.00	\$2,400.00	\$2,400.00
342088 PSP REIMBURSEMENT	\$0.00	\$0.00	\$0.00	\$0.00	\$112,346.41
382000 CONTRIBUTIONS AND DONAT	\$0.00	\$0.00	\$10,350.00	\$0.00	\$0.00
399099 ESTIMATED CASH CARRYOVER	\$0.00	\$0.00	\$0.00	\$7,544.33	\$17,000.00
53505302 POLICE TRAINING	\$0.00	\$0.00	\$10,350.00	\$7,544.33	\$129,346.41
399099 ESTIMATED CASH CARRYOVER	\$0.00	\$0.00	\$0.00	\$2,925.70	\$2,925.70
53505303 K-9 WODAN	\$0.00	\$0.00	\$0.00	\$2,925.70	\$2,925.70
399099 ESTIMATED CASH CARRYOVER	\$0.00	\$0.00	\$0.00	\$12,250.70	\$12,250.70
53505304 K-9 EQUESTRIAN	\$0.00	\$0.00	\$0.00	\$12,250.70	\$12,250.70
382000 CONTRIBUTIONS AND DONAT	\$0.00	\$0.00	\$500.00	\$500.00	\$1,500.00
399099 ESTIMATED CASH CARRYOVER	\$0.00	\$0.00	\$0.00	\$98,165.15	\$98,000.00
53505305 POLICE PROJECTS	\$0.00	\$0.00	\$500.00	\$98,665.15	\$99,500.00
346090 OTHER FINES & FORFEITS	\$0.00	\$0.00	\$6,115.95	\$0.00	\$0.00
399099 ESTIMATED CASH CARRYOVER	\$0.00	\$0.00	\$0.00	\$55,126.65	\$61,000.00
53505306 FED FORFEITURE	\$0.00	\$0.00	\$6,115.95	\$55,126.65	\$61,000.00
399099 ESTIMATED CASH CARRYOVER	\$0.00	\$0.00	\$0.00	\$1,360.82	\$1,360.82
53505307 DARE PROGRAM	\$0.00	\$0.00	\$0.00	\$1,360.82	\$1,360.82
382000 CONTRIBUTIONS AND DONAT	\$0.00	\$0.00	\$5,035.00	\$250,000.00	\$1,300.00
399099 ESTIMATED CASH CARRYOVER	\$0.00	\$0.00	\$0.00	\$0.00	\$5,000.00
53505308 PROTECT HARRISBURG LEGAL DEFENSE	\$0.00	\$0.00	\$5,035.00	\$250,000.00	\$6,300.00
396000 GRANT PROCEEDS	\$0.00	\$0.00	\$139,572.48	\$160,572.48	\$0.00
399099 ESTIMATED CASH CARRYOVER	\$0.00	\$0.00	\$0.00	\$0.00	\$139,572.48
53505309 PA GAMING GRANT	\$0.00	\$0.00	\$139,572.48	\$160,572.48	\$139,572.48
53 POLICE PROTECTION FUND	\$0.00	\$0.00	\$161,573.43	\$590,845.83	\$454,656.11

2016 Approved Budget

Expenditure Line Item

BUDGET UNIT: POLICE PROTECTION FUND

Account	2013 Actual	2014 Actual	2015 Actual YTD (12/21)	2015 Adjusted Budget	2016 Approved Budget
430099 MISC SUPPLIES AND EXP	\$0.00	\$0.00	\$0.00	\$0.00	\$2,400.00
53505301 ILLEGAL GUN PROGRAM	\$0.00	\$0.00	\$0.00	\$0.00	\$2,400.00
429001 TUITION/TRAINING	\$0.00	\$0.00	\$0.00	\$0.00	\$52,000.00
53505302 POLICE TRAINING	\$0.00	\$0.00	\$0.00	\$0.00	\$52,000.00
430099 MISC SUPPLIES AND EXP	\$0.00	\$0.00	\$0.00	\$0.00	\$1,000.00
53505303 K-9 WODAN	\$0.00	\$0.00	\$0.00	\$0.00	\$1,000.00
430001 EDUCATIONAL	\$0.00	\$0.00	\$0.00	\$0.00	\$12,250.70
53505304 K-9 EQUESTRIAN	\$0.00	\$0.00	\$0.00	\$0.00	\$12,250.70
430001 EDUCATIONAL	\$0.00	\$0.00	\$150.00	\$500.00	\$500.00
425030 BUILDING MAINT	\$0.00	\$0.00	\$0.00	\$0.00	\$60,000.00
425090 MAINT SERV CONTRACT	\$0.00	\$0.00	\$0.00	\$0.00	\$6,000.00
430052 VEHICLE PARTS & SUPPLIES	\$0.00	\$0.00	\$0.00	\$0.00	\$5,000.00
430054 AUTO BODY PART/SUPPLIES	\$0.00	\$0.00	\$0.00	\$0.00	\$5,000.00
439015 OFFICE EQUIPMENT	\$0.00	\$0.00	\$0.00	\$0.00	\$18,000.00
53505305 POLICE PROJECTS	\$0.00	\$0.00	\$150.00	\$500.00	\$94,500.00
430054 AUTO BODY PART/SUPPLIES	\$0.00	\$0.00	\$0.00	\$0.00	\$30,000.00
53505306 FED FORFEITURE	\$0.00	\$0.00	\$0.00	\$0.00	\$30,000.00
430001 EDUCATIONAL	\$0.00	\$0.00	\$0.00	\$0.00	\$1,360.82
53505307 DARE PROGRAM	\$0.00	\$0.00	\$0.00	\$0.00	\$1,360.82
421010 LEGAL	\$0.00	\$0.00	\$0.00	\$250,000.00	\$6,300.00
53505308 PROTECT HBG LEGAL DEFENSE	\$0.00	\$0.00	\$0.00	\$250,000.00	\$6,300.00
414000 SALARIES & WAGES	\$0.00	\$0.00	\$0.00	\$15,126.83	\$15,126.83
416000 OVERTIME	\$0.00	\$0.00	\$0.00	\$26,823.04	\$28,875.00
419001 SOCIAL SECURITY	\$0.00	\$0.00	\$0.00	\$3,209.13	\$1,157.20
421020 AUDIT	\$0.00	\$0.00	\$0.00	\$3,148.48	\$3,148.48
429001 TUITION/TRAINING	\$0.00	\$0.00	\$0.00	\$5,500.00	\$5,500.00
430001 EDUCATIONAL	\$0.00	\$0.00	\$0.00	\$27,500.00	\$27,500.00
430011 CUSTODIAL	\$0.00	\$0.00	\$0.00	\$35,000.00	\$35,000.00
430099 MISC SUPPLIES AND EXP	\$0.00	\$0.00	\$0.00	\$665.00	\$665.00
439015 OFFICE EQUIPMENT	\$0.00	\$0.00	\$0.00	\$22,600.00	\$22,600.00
462000 GRANTS TO LOCAL UNITS	\$0.00	\$0.00	\$0.00	\$21,000.00	\$0.00
53505309 PA GAMING CONTRL BRD GRNT	\$0.00	\$0.00	\$0.00	\$160,572.48	\$139,572.51
53 POLICE PROTECTION FUND	\$0.00	\$0.00	\$0.00	\$410,572.48	\$339,384.03

PARKS & RECREATION FUND

The Park & Recreation fund accounts for fee, contribution and grant revenue, along with related expenses, for use in the maintenance and betterment of the City's Parks & Recreation bureau, activities, and programming.

RESOURCE ALLOCATION 2016 APPROVED BUDGET

RESOURCES		APPROPRIATIONS	
CITY ISLAND	100,000	CITY ISLAND	123,000
RESERVOIR PARK	5,000	RESERVOIR PARK	40,000
EVENTS	95,000	EVENTS	151,000
HIGHMARK	50,000	HIGHMARK	94,626
GRANT PROCEEDS	0	GENERAL SALARIES	0
FUND BALANCE PROPRIATION	170,000		
TOTAL RESOURCES	<u>420,000</u>	TOTAL APPROPRIATION	<u>408,626</u>

PARKS & RECREATION FUND
2016 APPROVED BUDGET

	2013 Actual	2014 Actual	2015 Actual YTD (12/21)	2015 Adjusted Budget	2016 Approved Budget
REVENUE ANALYSIS DETAIL					
CITY ISLAND	0	0	142,381	207,700	100,000
RESERVOIR PARK	0	0	4,380	35,000	5,000
EVENTS	0	0	65,001	93,358	95,000
HIGHMARK	0	0	100,000	200,000	50,000
GRANT PROCEEDS	0	0	47,500	55,000	0
TOTAL REVENUE	<u>0</u>	<u>0</u>	<u>359,263</u>	<u>591,058</u>	<u>250,000</u>
FUND BALANCE APPROPRIATION	0	0	0	0	170,000
TOTAL RESOURCES	<u>0</u>	<u>0</u>	<u>359,263</u>	<u>591,058</u>	<u>420,000</u>
EXPENDITURE ANALYSIS DETAIL					
CITY ISLAND	0	0	68,972	119,500	123,000
RESERVOIR PARK	0	0	7,345	35,000	40,000
EVENTS	0	0	39,420	76,230	151,000
HIGHMARK	0	0	41,480	199,776	94,626
GENERAL SALARIES	0	0	47,511	48,443	0
TOTAL EXPENDITURES	<u>0</u>	<u>0</u>	<u>204,728</u>	<u>478,948</u>	<u>408,626</u>

2016 Approved Budget

Revenue Line Item

BUDGET UNIT: PARKS & RECREATION FUND

Account	2013 Actual	2014 Actual	2015 Actual YTD (12/21)	2015 Adjusted Budget	2016 Approved Budget
345029 PARK PERMIT FEES-OTHER	\$0.00	\$0.00	\$78,038.17	\$90,000.00	\$70,000.00
382000 CONTRIBUTIONS AND DONATION	\$0.00	\$0.00	\$21,520.00	\$21,500.00	\$0.00
355005 RENT INCOME P & R	\$0.00	\$0.00	\$42,823.28	\$0.00	\$30,000.00
399099 ESTIMATED CASH CARRYOVER	\$0.00	\$0.00	\$0.00	\$96,200.00	\$23,000.00
54505401 CITY ISLAND	\$0.00	\$0.00	\$142,381.45	\$207,700.00	\$123,000.00
347090 OTHER LICENSES/PERMITS	\$0.00	\$0.00	\$4,380.35	\$35,000.00	\$5,000.00
399099 ESTIMATED CASH CARRYOVER	\$0.00	\$0.00	\$0.00	\$0.00	\$35,000.00
54505402 RESERVOIR PARK	\$0.00	\$0.00	\$4,380.35	\$35,000.00	\$40,000.00
382000 CONTRIBUTIONS AND DONATION	\$0.00	\$0.00	\$64,266.35	\$71,230.00	\$45,000.00
345029 PARK PERMIT FEES-OTHER	\$0.00	\$0.00	\$735.00	\$0.00	\$10,000.00
347090 OTHER LICENSES/PERMITS	\$0.00	\$0.00	\$0.00	\$5,000.00	\$40,000.00
399099 ESTIMATED CASH CARRYOVER	\$0.00	\$0.00	\$0.00	\$17,128.25	\$56,000.00
54505403 EVENTS	\$0.00	\$0.00	\$65,001.35	\$93,358.25	\$151,000.00
382000 CONTRIBUTIONS AND DONATION	\$0.00	\$0.00	\$100,000.00	\$200,000.00	\$50,000.00
399099 ESTIMATED CASH CARRYOVER	\$0.00	\$0.00	\$0.00	\$0.00	\$56,000.00
54505404 HIGHMARK	\$0.00	\$0.00	\$100,000.00	\$200,000.00	\$106,000.00
396000 GRANT PROCEEDS	\$0.00	\$0.00	\$47,500.00	\$45,000.00	\$0.00
399099 ESTIMATED CASH CARRYOVER	\$0.00	\$0.00	\$0.00	\$10,000.00	\$0.00
54505400 GENERAL SALARIES	\$0.00	\$0.00	\$47,500.00	\$55,000.00	\$0.00
54 PARKS & RECREATION FUND	\$0.00	\$0.00	\$359,263.15	\$591,058.25	\$420,000.00

2016 Approved Budget

Expenditure Line Item

BUDGET UNIT: PARKS & RECREATION FUND

Account	2013 Actual	2014 Actual	2015 Actual YTD (12/21)	2015 Adjusted Budget	2016 Approved Budget
420040 TELEPHONE	\$0.00	\$0.00	\$2,382.40	\$2,550.00	\$3,000.00
422020 ELECTRICITY	\$0.00	\$0.00	\$15,350.63	\$17,450.00	\$16,000.00
425090 MAINT SERV CONTRACT	\$0.00	\$0.00	\$2,850.00	\$7,950.00	\$4,000.00
429080 POLICE SERVICES	\$0.00	\$0.00	\$4,275.00	\$17,500.00	\$2,000.00
429090 MISC CONTRACTED SRVCS	\$0.00	\$0.00	\$26,247.00	\$49,000.00	\$41,000.00
430099 MISC SUPPLIES AND EXP	\$0.00	\$0.00	\$5,777.80	\$12,950.00	\$12,000.00
452000 BUILDINGS AND STRUCTURES	\$0.00	\$0.00	\$0.00	\$0.00	\$45,000.00
454000 MOTOR EQUIPMENT	\$0.00	\$0.00	\$12,089.00	\$12,100.00	\$0.00
54505401 CITY ISLAND	\$0.00	\$0.00	\$68,971.83	\$119,500.00	\$123,000.00
420040 TELEPHONE	\$0.00	\$0.00	\$444.40	\$3,000.00	\$2,000.00
422020 ELECTRICITY	\$0.00	\$0.00	\$325.41	\$4,000.00	\$3,000.00
425090 MAINT SERV CONTRACT	\$0.00	\$0.00	\$1,200.39	\$5,000.00	\$4,000.00
425094 MANSION MAINTENANCE	\$0.00	\$0.00	\$1,093.10	\$10,000.00	\$10,000.00
429090 MISC CONTRACTED SRVCS	\$0.00	\$0.00	\$2,715.95	\$5,000.00	\$14,000.00
430099 MISC SUPPLIES AND EXP	\$0.00	\$0.00	\$652.90	\$5,000.00	\$4,500.00
439015 OFFICE EQUIPMENT	\$0.00	\$0.00	\$912.88	\$3,000.00	\$2,500.00
54505402 RESERVOIR PARK	\$0.00	\$0.00	\$7,345.03	\$35,000.00	\$40,000.00
429081 FIREWORK-JULY 4	\$0.00	\$0.00	\$19,000.00	\$19,000.00	\$19,000.00
429082 FIREWORK-KIPONA	\$0.00	\$0.00	\$0.00	\$0.00	\$19,000.00
429083 FIREWORK-MINOR EVENT	\$0.00	\$0.00	\$0.00	\$0.00	\$10,000.00
429084 MISC CONTR SRVCS-JULY 4	\$0.00	\$0.00	\$15,093.96	\$15,093.96	\$20,000.00
429085 MISC CONTR SRVCS-KIPONA	\$0.00	\$0.00	\$5,325.79	\$10,906.04	\$75,000.00
429086 MISC CONTR SRVCS-MIN EVT	\$0.00	\$0.00	\$0.00	\$31,230.00	\$8,000.00
54505403 EVENTS	\$0.00	\$0.00	\$39,419.75	\$76,230.00	\$151,000.00
414000 SALARIES & WAGES	\$0.00	\$0.00	\$24,393.42	\$167,000.00	\$67,000.00
419001 SOCIAL SECURITY	\$0.00	\$0.00	\$1,866.08	\$12,775.50	\$5,125.50
429015 TRAVEL	\$0.00	\$0.00	\$14,036.91	\$15,400.00	\$6,000.00
430099 MISC SUPPLIES AND EXP	\$0.00	\$0.00	\$1,184.07	\$4,600.00	\$16,500.00
54505404 HIGHMARK	\$0.00	\$0.00	\$41,480.48	\$199,775.50	\$94,625.50
414000 SALARIES & WAGES	\$0.00	\$0.00	\$44,134.64	\$45,000.00	\$0.00
419001 SOCIAL SECURITY	\$0.00	\$0.00	\$3,376.37	\$3,442.50	\$0.00
54505410 GENERAL REVENUE	\$0.00	\$0.00	\$47,511.01	\$48,442.50	\$0.00
54 PARKS & RECREATION FUND	\$0.00	\$0.00	\$204,728.10	\$478,948.00	\$408,625.50

WHBG FUND

The WHBG fund accounts for fee, contribution, advertising and grant revenue, along with related expenses, for use in the maintenance and betterment of the City's government access cable television channel and station.

RESOURCE ALLOCATION 2016 APPROVED BUDGET

RESOURCES		APPROPRIATIONS	
WHBG BROADCASTING NTKW	10,000	WHBG FUND	9,500
FUND BALANCE PROPRIATION	0		
TOTAL RESOURCES	<u>10,000</u>	TOTAL APPROPRIATION	<u>9,500</u>

WHBG FUND
2016 APPROVED BUDGET

	2013 Actual	2014 Actual	2015 Actual YTD (12/21)	2015 Adjusted Budget	2016 Approved Budget
REVENUE ANALYSIS DETAIL					
WHBG BROADCASTING NETWORK	0	0	11,275	8,000	10,000
TOTAL REVENUE	<u>0</u>	<u>0</u>	<u>11,275</u>	<u>8,000</u>	<u>10,000</u>
FUND BALANCE APPROPRIATION	0	0	0	0	0
TOTAL RESOURCES	<u>0</u>	<u>0</u>	<u>11,275</u>	<u>8,000</u>	<u>10,000</u>

EXPENDITURE ANALYSIS DETAIL					
CONSULTING	0	0	0	1,000	1,000
OTHER PROFESSIONAL FEES	0	0	99	1,000	0
CONTRACTED PERSONNEL SERVICES	0	0	0	5,000	6,000
TUITION/TRAINING	0	0	0	1,000	1,000
SUPPLIES AND EXPENSES	0	0	0	0	1,500
TOTAL EXPENDITURES	<u>0</u>	<u>0</u>	<u>99</u>	<u>8,000</u>	<u>9,500</u>

2016 Approved Budget

Revenue Line Item

BUDGET UNIT: WHBG FUND

Account	2013 Actual	2014 Actual	2015 Actual YTD (12/21)	2015 Adjusted Budget	2016 Approved Budget
384007 WBG BROADCASTING NTWK	\$0.00	\$0.00	\$11,275.00	\$8,000.00	\$10,000.00
55505500 WHBG FUND	\$0.00	\$0.00	\$11,275.00	\$8,000.00	\$10,000.00

2016 Approved Budget

Expenditure Line Item

BUDGET UNIT: WHBG FUND

Account	2013 Actual	2014 Actual	2015 Actual YTD (12/21)	2015 Adjusted Budget	2016 Approved Budget
421030 CONSULTING	\$0.00	\$0.00	\$0.00	\$1,000.00	\$1,000.00
421050 OTHER PROFESSIONAL FEES	\$0.00	\$0.00	\$99.00	\$1,000.00	\$0.00
429001 TUITION/TRAINING	\$0.00	\$0.00	\$0.00	\$1,000.00	\$1,000.00
429014 CONTRACTED PERSONNEL SVS.	\$0.00	\$0.00	\$0.00	\$5,000.00	\$6,000.00
430099 MISC SUPPLIES AND EXP	\$0.00	\$0.00	\$0.00	\$0.00	\$1,500.00
55505510 WHBG FUND	\$0.00	\$0.00	\$99.00	\$8,000.00	\$9,500.00

2016 Approved Budget

Revenue Line Item

BUDGET UNIT: 27272700 SANITATION FUND

Account	2013 Actual	2014 Actual	2015 Actual YTD (12/21)	2015 Adjusted Budget	2016 Approved Budget
399099 ESTIMATED CASH CARRYOVER	\$0.00	\$0.00	\$0.00	\$129,603.75	\$809,000.00
27272700 SANITATION FUND	\$0.00	\$0.00	\$0.00	\$129,603.75	\$809,000.00

2016 Approved Budget

Expenditure Line Item

BUDGET UNIT: 27272710 SANITATION FUND

Account	2013 Actual	2014 Actual	2015 Actual YTD (12/21)	2015 Adjusted Budget	2016 Approved Budget
481025 NEIGHBORHOOD SVCS FUND	\$0.00	\$0.00	\$0.00	\$0.00	\$809,000.00
27272710 SANITATION FUND	\$0.00	\$0.00	\$0.00	\$0.00	\$809,000.00

2016 Approved Budget

Revenue Line Item

BUDGET UNIT: 28282800 DISPOSAL FUND

Account	2013 Actual	2014 Actual	2015 Actual YTD (12/21)	2015 Adjusted Budget	2016 Approved Budget
399099 ESTIMATED CASH CARRYOVER	\$0.00	\$0.00	\$0.00	\$2,260,356.00	\$2,356,822.50
28282800 DISPOSAL FUND	\$0.00	\$0.00	\$0.00	\$2,260,356.00	\$2,356,822.50

2016 Approved Budget

Expenditure Line Item

BUDGET UNIT: 28282810 DISPOSAL FUND

Account	2013 Actual	2014 Actual	2015 Actual YTD (12/21)	2015 Adjusted Budget	2016 Approved Budget
481025 NEIGHBORHOOD SVCS FUND	\$0.00	\$0.00	\$0.00	\$0.00	\$2,356,822.50
28282810 DISPOSAL FUND	\$0.00	\$0.00	\$0.00	\$0.00	\$2,356,822.50

GLOSSARIES

GLOSSARY OF TERMS

A -

ACCRUAL BASIS - The method of accounting under which revenues are recorded when they are earned (whether or not cash is received at that time) and expenditures are recorded when goods or services are received (whether or not cash disbursements are made at that time).

ACTIVITIES - Specific services performed to accomplish program objectives and goals.

AGENCY FUND - Permanently established endowments where the annual income is used at the discretion of the organization in pursuit of a particular mandate.

ALLOCATION - The assignment or distribution of available resources such as revenue, personnel, buildings, and equipment among various City departments, bureaus, divisions, or offices.

APPROPRIATION - An authorization made by City Council which permits the City to incur obligations and to make expenditures or resources.

APPROVED (ADOPTED) BUDGET - The revenue and expenditure plan for the City for the fiscal year as enacted by City Council.

ARBITRAGE - Excess investment profits earned on the investment of lower-cost, tax-exempt bond proceeds.

ASSESSED VALUATION - The value placed upon real and personal property by the County tax assessor/appraiser as the basis for levying taxes.

ASSET - Property owned by the City which has monetary value.

AUDIT - Prepared by an independent certified public accounting firm, the primary objective of an audit is to determine if the City's general purpose financial statements present fairly the City's financial position and results of operations in conformity with the generally accepted accounting principles.

B -

BALANCED BUDGET - Proposed revenues and other resources equal proposed appropriations.

BOND - A long-term promise to repay a specified amount of money (the face value amount of the bond) on a particular date (maturity date). Bonds are primarily used to finance capital projects.

BUDGET - A plan of financial operation comprised of an estimate of proposed expenditures for a fiscal year and the proposed means of financing those expenditures to fund City services in accordance with adopted policy.

BUDGET CALENDAR - The schedule of key dates or milestones which the City follows in the preparation and adoption of the budget.

BUDGET DOCUMENT - A compilation of the spending and funding plans for the various funds, along with supporting narrative, schedules, tables, and charts which, in total, comprises the annual resource allocation plan.

BUDGET ORDINANCE - An ordinance considered and adopted by City Council to formally enact the proposed budget as amended.

BUDGET TRANSFER - Adjustment made to the budget during the fiscal year to properly account for unanticipated changes that occur in revenues and/or expenditures and for program initiatives approved during the fiscal year.

BUREAU - The largest organizational component within a department which design is tied to service output or function.

C -

CAPITAL IMPROVEMENT PLAN (CIP) - A multi-year plan to provide for equipment acquisition, improvement to public facilities, and construction of new facilities.

CAPITAL OUTLAY - Expenditures relating to the purchase of equipment, facility modifications, land, and other fixed assets.

CAPITAL PROJECTS FUND - A fund to account for the acquisition or construction of major capital facilities.

CASH BASIS - The method of accounting under which revenues are recorded when received in cash and expenditures are recorded when actually paid.

GLOSSARY OF TERMS

CREDIT RATING - The credit worthiness of an entity, as evaluated by independent agencies such as Moody's Investors Service, Inc. and Standard and Poor's Corp.

D -

DEBT SERVICE - Payment of interest and principal on an obligation resulting from issuance of bonds and notes.

DEBT SERVICE FUND - A fund used to account for the accumulation of resources for, and the payment of, general long-term debt principal, interest and related costs.

DEFICIT - An excess of liabilities and reserves of a fund over its assets.

DEPARTMENT - The largest organizational component of the City which has been assigned overall management responsibility for an operation or a group of related operations within a functional area.

DESIGNATED FUND BALANCE - A portion of unreserved fund balance assigned by City policy for a specific future use.

DIVISION - The largest organizational component within a bureau which design is tied to a specific service output or function.

E -

ENCUMBRANCE - A reservation of funds for an anticipated expenditure prior to actual payment for an item. Funds are reserved or encumbered once a contract obligation has been signed for an item, but prior to the cash payment actually being dispersed.

ENTERPRISE FUND - A fund used to account for revenues received for goods and services provided to the general public on a continuous basis and primarily financed through user charges.

EXPENDABLE TRUST FUND - Funds whose principal and income may be expended in the course of their designated operations. These funds may also be used to account for endowments whose principal may be expended in the course of their designated operations.

EXPENDITURE - Actual outlay of money for goods or services.

EXPENSE - Expenditures and other obligations (e.g., encumbrances) to expend money for goods and services.

F -

FICA - City's portion of mandatory Social Security contribution (6.20%) and mandatory Medicare contribution (1.45%) for its employees payable to the federal government.

FISCAL YEAR (FY) - A twelve-month period designated as the operating year for an entity. The fiscal year for the City of Harrisburg is January 1 - December 31.

FIXED ASSET - Asset of a long-term nature such as land, buildings, machinery, furniture, and other equipment. The City has defined fixed assets as those with an expected useful life in excess of one year and an acquisition cost in excess of \$5,000.

FRINGE BENEFITS - Health and welfare related benefits for all full-time employees, such as medical, dental, vision, and life insurance coverage, and a prescription drug plan which are included in the employee's compensation package.

FUND - An accounting entity that records all financial transactions for specified activities or government functions. The six fund types used by the City are - General Fund, Capital Projects Fund, Debt Service Fund, Special Revenue Funds, Propriety (Utility) Funds, and Trust and Agency Funds.

FUND BALANCE - A cumulative excess of revenues over expenditures segregated by fund.

G -

GENERAL OBLIGATION BOND and NOTE - Forms of borrowing (debt financing) which reflect written promises from the City to repay sums of money on specific dates at specified interest rates backed by the full faith, credit, and taxing power of the municipality.

GOVERNMENTAL FUNDS - Funds that account for the services provided to the general citizenry as opposed to a specific group. These funds focus on current financial resources, emphasizing budgetary control and available cash.

GLOSSARY OF TERMS

GRANT - A sum of money allotted from a specific governmental or non-profit organization to be used under certain circumstances for a designated purpose(s).

I -

INFRASTRUCTURE - The basic physical framework or foundation of the City, referring to its buildings, roads, bridges, sidewalks, water system, and sewer system.

INTERFUND TRANSFER - A transfer of money from one fund of the City to another fund of the City.

L -

LIABILITY - Debt or other legal obligations arising out of transactions in the past which must be paid, renewed, or refunded at some future date.

LINE-ITEM BUDGET - A budget that lists detailed expenditure categories such as salary, postage, and maintenance service contracts. The specific amount budgeted is also listed by category.

LONG -TERM DEBT - Debt with a maturity of more than one year after date of issuance.

M -

MILL - A taxation unit equal to one dollar of tax obligation for every \$1,000 of assessed valuation of property.

MILLAGE - The total tax obligation per \$1,000 of assessed valuation of property.

MODIFIED ACCRUAL - The method of accounting that is a mixture of both cash and accrual bases concepts. Revenues are recorded when they are both measurable and available to meet current liabilities. Expenditures are recorded when goods or services are received.

N -

NOTE - A short-term promise to repay a specified amount of money (the face value of the note) on a particular date (maturity date). Notes are primarily used to supplement current cash flow in anticipation of taxes and other revenues to be received, or to provide interim financing for capital projects in anticipation of the issuance of bonds.

O -

OBJECTIVE - A statement of purpose defined more specifically than a goal. (A goal may include several related objectives.) An objective normally indicates anticipated levels of achievement and is usually time limited and quantifiable.

OPERATING EXPENSES - Ongoing costs associated with sustaining City government operations such as: communications, professional fees, utilities, insurance, rentals, maintenance and repairs, contracted services, supplies, and minor capital.

ORGANIZATIONAL CHART - A chart representing the authority, responsibility, and relationships among departments, bureaus, and divisions within the City organization.

P -

PART I CRIME - Crimes that are classified as felonies, which are punishable by imprisonment. These crimes are more severe than a misdemeanor. These crimes consist of murder, rape, homicides, burglary, etc.

PART II CRIME - Crimes that are classified as misdemeanors, which are less offensive than felonies. These crimes consist of terroristic threats, trespassing, misconduct, theft, etc.

PART-TIME POSITION - A position regularly scheduled for no more than 25 hours per week.

PERFORMANCE-BASED BUDGETING - A method of allocating resources to achieve specific objectives based on program goals and measured results.

PERFORMANCE INDICATOR - A variable measuring the degree of goal and objective fulfillment achieved by programs.

PERSONNEL SERVICES - Expenditures relating to compensating employees of the City including wages, salaries, and special pay such as longevity, holiday, vacation, sick, personal, and bereavement; overtime and shift differential; fringe benefits such as FICA,

GLOSSARY OF TERMS

health, and life insurances; and miscellaneous expenditures such as pension plan contributions, workers' compensation, and unemployment compensation costs.

PROGRAM - An organized set of activities directed toward a common purpose or goal that an agency undertakes or proposes to carry out its responsibilities.

PROPOSED BUDGET - The City's resource allocation plan for the fiscal year as prepared and recommended by the Mayor for consideration by City Council.

PROPRIETARY FUND - A fund that accounts for businesslike operations that intend to recover their full cost through charges to customers and users.

R -

RESOURCE ALLOCATION PLAN - The City's revenue and expenditure plan for the fiscal year.

REVENUE - Money received or collected by the City through taxation, licenses, grants, fees, fines, forfeitures, charges, investments, and interfund transfers.

REVENUE BOND - Long-term borrowing that is backed by the revenues from a specific project such as a water or sewer system improvement.

RISK MANAGEMENT - The coordinated and continuous effort to minimize potential financial and human resource losses arising from workers' compensation, liability, and property exposures.

S -

SPECIAL REVENUE FUND - A fund used to account for the proceeds of specific revenue sources that are legally restricted to expenditures for specified purposes.

T -

TAX & REVENUE ANTICIPATION NOTE – Short-term note issued on the premise that future tax collections and other revenues will be sufficient to meet repayment obligations, generally by the end of the calendar year.

TAX BASE - The total value of taxable property in the City.

U -

UNIT - The smallest organizational component within a bureau which by design further delineates the distribution of workload to achieve a specific output or function.

Y -

YIELD - The rate of return earned on an investment based on the cost of the investment.

GLOSSARY OF ABBREVIATED TERMS

ADA - Americans with Disabilities Act
AFSCME - American Federation of State, County, and Municipal Employees
AID - Assistance for Impact Delegation Team
ARB - Architectural Review Board
AWTF - Advanced Wastewater Treatment Facility
BTU - British Thermal Unit
BU - Bargaining Unit
CAC - Community Action Commission
CAD - Computer Aided Dispatch
CAFR - Comprehensive Annual Financial Report
CAT - Capital Area Transit
CBD - Central Business District
CCU H.E.L.P. - Christian Churches United H.E.L.P.
C/D - Construction/Demolition Wastes
CDBG - Community Development Block Grant
CDC - Community Development Corporation
CED - Community & Economic Development
CFM - Cubic Feet Per Minute
CIP - Capital Improvement Plan
CLG - Certified Local Government
CREDC - Capital Region Economic Development Corporation
DARE - Drug Abuse Resistance and Education
DBHD - Department of Building and Housing Development
DEP - Department of Environmental Protection
DID - Downtown Improvement District
DJ - District Justice
DOA - Department of Administration
DPW - Department of Public Works
EIT - Earned Income Tax
EMS - Emergency and Municipal Services Tax
EOP - Emergency Operation Plan
EPA - Environmental Protection Agency
EZ COMP - Enterprise Zone Competitive Grant
FEMA - Federal Emergency Management Agency
FERC - Federal Energy Regulatory Commission
FICA - Federal Insurance Contributions Act
FMV - Fair Market Value
FOP - Fraternal Order of Police
FTE - Full-time Equivalent
FY - Fiscal Year
GAAP - Generally Accepted Accounting Principles
GFOA - Government Finance Officers Association of the United States and Canada
GIS - Geographic Information System
G.O. - General Obligation
HACC - Harrisburg Area Community College
HAND - Housing and Neighborhood Development
HARB - Harrisburg Architectural Review Board
HATS - Harrisburg Area Transportation Study Group
HBN - Harrisburg Broadcasting Network
HCEA - Harrisburg Community Economic Affairs
HDC - Harristown Development Corporation
HHA - Harrisburg Housing Authority
HoDAG - Housing Development Action Grant
HOP - Home Ownership Opportunity Program

GLOSSARY OF ABBREVIATED TERMS

HPA - Harrisburg Parking Authority
HPC - Harrisburg Planning Commission
HRA - Harrisburg Redevelopment Authority
HRRF - Harrisburg Resource Recovery Facility
HU - Harrisburg University
HUD - Housing and Urban Development
IAFF - International Association of Firefighters
LED - Light Emitting Diode
LTAP - Local Transportation Assistance Program
MBE/WBE - Minority Business Enterprise/Women's Business Enterprise
MCI - Managing Criminal Investigation
MCL - Maximum Contamination Level
MGMT - Management
MOED - Mayor's Office for Economic Development and Special Projects
MSA - Metropolitan Statistical Area
MSW - Municipal Solid Waste
NMAAH - National Museum of African American History
NPDES - National Pollution Discharge Elimination System
NTU - Nephelometric Turbidity Unit
OBID - Office of Business and Industrial Development
OMBE - Office of Minority Business Enterprise
OPT - Occupational Privilege Tax
PAL - Police Athletic League
PASSHE - Pennsylvania State System of Higher Education
PA-TF1 - Pennsylvania Task Force 1
PBB - Performance-Based Budgeting
PennDOT - Pennsylvania Department of Transportation
PIB - Pennsylvania Infrastructure Bank
PIDA - Pennsylvania Industrial Development Authority
pH - Percent Hydrogen
PHEAA - Pennsylvania Higher Education Assistance Agency
PPB - Performance Program Budget
PRPS - Pennsylvania Recreation and Park Society
PSB - Public Safety Building
PSECU - Pennsylvania State Employees Credit Union
PSU - Pennsylvania State University
REDDI - Regional Economic Development District Initiatives
RTS - Ready to Serve
SARAA - Susquehanna Area Regional Airport Authority
SBF - Small Business First
SHARP - Special Hazards Advanced Rescue Personnel
T & A - Trust and Agency
TAP - Traffic Accident Prevention
THA - The Harrisburg Authority
TRAN - Tax & Revenue Anticipation Note
TUH - Temple University Harrisburg
UCR - Uniform Crime Reporting
UDAG - Urban Development Action Grant
USAR - Urban Search and Rescue
USGS - United States Geological Service
VMC - Vehicle Management Center
WHBG - TV station run by Harrisburg Broadcasting Network
WPCACP - Water Pollution Control Association of Central Pennsylvania
ZHB - Zoning Hearing Board

As Amended

BILL NO. 1 of 2016

Moved by:

Berg J. Allan

An Ordinance establishing the budget for the Municipal Government of the City of Harrisburg for the year Two Thousand Sixteen (2016).

SECTION 1. GENERAL FUND

~~\$ 60,766,620~~ \$ 60,530,346

Appropriations in the amount of **Sixty Million Seven Hundred Thousand Six Hundred Seven Dollars** are hereby made to the General Fund as specified in Exhibit "A" and summarized as follows:

FOR: GENERAL GOVERNMENT

~~\$ 1,995,986~~ \$ 2,005,814

To: City Council (0101):

Personnel	\$ 279,352 285,811
Services	\$ 105,593
Supplies	\$ 29,450
Other	\$ <u>0</u>

Total - City Council \$ ~~414,395~~ 420,854

To: Mayor's Office (0102):

Personnel	\$ 217,991 220,682
Services	\$ 15,514
Supplies	\$ 4,300
Other	\$ <u>2,000</u>

Total - Mayor's Office \$ ~~239,805~~ 242,496

To: City Controller's Office (0103):

Personnel	\$ 142,251
Services	\$ 12,025
Supplies	\$ 7,975
Other	\$ <u>0</u>

Total - City Controller's Office \$ 162,251

To: City Treasurer's Office (0104):

Personnel	\$ 327,617
Services	\$ 80,655
Supplies	\$ 9,000
Other	\$ <u>8,000</u>

Total - City Treasurer's Office \$ 425,272

47 To: City Solicitor's Office (0105):

48 Personnel \$ ~~396,303~~ 400,211
49 Services \$ ~~319,992~~ 316,763
50 Supplies \$ 36,068
51 Other \$ 1,900

52 Total - City Solicitor's Office \$ ~~754,263~~ 754,941

55 FOR: DEPARTMENT OF ADMINISTRATION

\$ ~~2,824,358~~ 2,849,879

57 To: Office of the Business Administrator (0110):

58 Personnel \$ 64,590
59 Services \$ 11,810
60 Supplies \$ 2,700
61 Other \$ 0

62 Total - Business Administrator \$ 79,100

64 To: Bureau of Financial Management (0112):

65 Personnel \$ ~~419,954~~ 422,107
66 Services \$ 288,591
67 Supplies \$ 13,532
68 Other \$ 0

69 Total - Financial Management \$ ~~722,078~~ 724,230

71 To: Bureau of Communication (0114):

72 Personnel \$ ~~229,295~~ 231,448
73 Services \$ 11,849
74 Supplies \$ 7,305
75 Other \$ 0

76 Total - Communication \$ ~~248,449~~ 250,602

78 To: Bureau of Risk Management (0115):

79 Personnel \$ ~~74,279~~ 77,509
80 Services \$ 720
81 Supplies \$ 1,500
82 Other \$ 0

83 Total - Risk Management \$ ~~76,499~~ 79,729

85 To: Bureau of Information Technology (0116):

86 Personnel \$ 445,856
87 Services \$ 238,446
88 Supplies \$ 128,628
89 Other \$ 151,000

90 Total - Information Technology \$ 963,931

To: Bureau of Human Resources (0117):

Personnel	\$ 236,122	244,734
Services	\$ 47,375	
Supplies	\$ 2,300	
Other	\$ 1,196	
Total - Human Resources		\$ 286,993 295,605

To: Bureau of Operations and Revenue (0124):

Personnel	\$ 242,838	251,115
Services	\$ 176,372	
Supplies	\$ 28,100	
Other	\$ 0	
Total - Operations and Revenue		\$ 447,310 456,682

FOR: DEPARTMENT OF COMMUNITY &
ECONOMIC DEVELOPMENT

\$ 1,165,814 1,207,749

To: Office of the Director (0134):

Personnel	\$ 179,776	172,323
Services	\$ 2,500	
Supplies	\$ 0	
Other	\$ 2,000	52,000
Total - Office of the Director		\$ 184,276 226,823

To: Bureau of Planning (0135):

Personnel	\$ 90,426	93,871
Services	\$ 60,600	
Supplies	\$ 7,800	
Other	\$ 0	
Total - Planning		\$ 158,826 162,271

To: Bureau of Business Development (0139):

Personnel	\$ 59,208	
Services	\$ 3,000	
Supplies	\$ 750	
Other	\$ 0	
Total - Business Development		\$ 62,958

To: Bureau of Parks & Recreation (0180):

Personnel	\$ 439,255	446,255
Services	\$ 215,400	201,525
Supplies	\$ 103,900	
Other	\$ 1,200	15,075
Total - Parks & Recreation		\$ 759,755 755,697

To: Bureau of Act, Culture & Tourism (0181):

Personnel	\$	0
Services	\$	0
Supplies	\$	0
Other	\$	0

Total - Act, Culture & Tourism \$ 0

FOR: DEPARTMENT OF PUBLIC SAFETY

~~\$25,720,663~~ 25,442,591

To: Bureau of Codes Enforcement (0137):

Personnel	\$	669,734
Services	\$	26,300
Supplies	\$	19,400
Other	\$	0

Total - Codes Enforcement \$ ~~715,434~~ 716,529

To: Bureau of Police (0142):

Personnel	\$	15,645,640
Services	\$	868,707
Supplies	\$	245,696
Other	\$	243,000

Total - Bureau of Police \$ ~~17,003,043~~ 16,837,039

To: Bureau of Fire (0151):

Personnel	\$	7,234,836
Services	\$	326,200
Supplies	\$	286,150
Other	\$	155,000

Total - Bureau of Fire \$ ~~8,002,186~~ 7,889,023

FOR: DEPARTMENT OF PUBLIC WORKS

~~\$5,228,834~~ 5,193,349

To: Office of the Director (0160):

Personnel	\$	724,523
Services	\$	1,474,406
Supplies	\$	352,500
Other	\$	674,808

Total - Office of the Director \$ 3,226,237

To: Bureau of Vehicle Management (0172):

Personnel	\$	621,747
Services	\$	292,150
Supplies	\$	1,088,700
Other	\$	0

Total - Vehicle Management \$ ~~2,002,597~~ 1,981,112

185
186
187 **FOR: GENERAL EXPENSES (0188):** **\$ 15,071,738**

188
189 **To: Personnel** **\$ 11,810,335**
190 **Services** **\$ 1,099,510**
191 **Supplies** **\$ 25,306**
192 **Other** **\$ 2,136,587**
193 **Total - General Expenses** **\$ 15,071,738**

194
195
196 **FOR: TRANSFERS TO OTHER FUNDS (0189):** **\$ 8,759,227**

197
198 **To: Debt Service Fund** **\$ 8,759,227**
199 **To: Blight Remediation Fund** **\$ 0**

200
201
202 **SECTION 2. STATE LIQUID FUELS TAX FUND** **\$ 1,604,000**

203
204 Appropriations in the sum of **One Million Six Hundred Four Thousand Dollars** are
205 hereby made to the State Liquid Fuels Tax Fund as specified in Exhibit "A" and summarized as
206 follows:

207
208 **To: State Liquid Fuels Tax Fund (2020)**
209 **Personnel** **\$ 0**
210 **Services** **\$ 615,000**
211 **Supplies** **\$ 395,000**
212 **Other** **\$ 594,000**
213 **Total - State Liquid Fuels Tax Fund:** **\$ 1,604,000**

214
215
216 **SECTION 3. HOST MUNICIPALITY FEES FUND** **\$ ~~414,778~~ 415,639**

217
218 Appropriations in the sum of **Four Hundred Fourteen Thousand Seven Hundred**
219 **Seventy-Eight Dollars** are hereby made to the Host Municipality Fees Fund as specified in
220 Exhibit "A" and summarized as follows:

221
222 **To: Host Municipality Fees Fund (2110):**
223 **Personnel** **\$ ~~124,278~~ 125,139**
224 **Services** **\$ 40,500**
225 **Supplies** **\$ 10,000**
226 **Other** **\$ 240,000**
227 **Total - Host Municipality Fees Fund:** **\$ ~~414,778~~ 415,639**

SECTION 4. DEBT SERVICE FUND

\$ 9,138,964

Appropriations in the sum of **Nine Million One Hundred Thirty-Eight Thousand Nine Hundred Sixty-Four Dollars** are hereby made to the Debt Service Fund as specified in Exhibit "A" and summarized as follows:

To: Debt Service Fund **\$ 9,138,964**

SECTION 5. NEIGHBORHOOD SERVICES FUND

\$ ~~15,774,415~~ 16,536,143

Appropriations in the sum of **Fifteen Million Seven Hundred Seventy-Four Thousand Four Hundred Fifteen Dollars** are hereby made to the Neighborhood Services Fund as specified in Exhibit "A" and summarized as follows:

To: Bureau of Neighborhood Services - Sanitation (25):

Personnel	\$ 4,287,505 4,295,410
Services	\$ 8,220,005 8,973,828
Supplies	\$ 504,000
Other	\$ <u>2,762,905</u>

Total – Sanitation Utility Fund **\$ ~~15,774,415~~ 16,536,143**

SECTION 6. BLIGHT REMEDIATION FUND

\$ 41,000

Appropriations in the sum of **Forty One Thousand Dollars** are hereby made to the Blight Remediation Fund as specified in Exhibit "A" and summarized as follows:

To: Blight Remediation Fund :

Salvage	\$ 0
Land Bank	\$ 0
Permit Penalty	\$ 41,000
Vacant Property Registry	\$ <u>0</u>

Total – Blight Remediation Fund **\$ 41,000**

SECTION 7. SPECIAL EVENTS & PROJECTS REIMB FUND

\$ 0

Appropriations in the sum of **Zero Dollar** are hereby made to the Special Events & Projects Reimb Fund as specified in Exhibit "A" and summarized as follows:

To: Special Events & Projects Reimb Fund **\$ 0**

SECTION 8. FIRE PROTECTION FUND

\$ 63,000

Appropriations in the sum of **Sixty-Three Thousand Dollars** are hereby made to the Fire Protection Fund as specified in Exhibit "A" and summarized as follows:

To: Fire Protection Fund

Fire Safety House	\$	0
Sharp Team	\$	55,000
Urban Search	\$	5,000
Smoke Detect	\$	<u>3,000</u>
Total – Fire Protection Fund	\$	63,000

SECTION 9. POLICE PROTECTION FUND

\$ ~~117,000~~ 339,385

Appropriations in the sum of **One Hundred Seventeen Thousand Dollars** are hereby made to the Police Protection Fund as specified in Exhibit "A" and summarized as follows:

To: Police Protection Fund

Illegal Gun Program	\$	0 2,400
Police Training	\$	17,000 52,000
K-9 Wodan	\$	0 1,000
K-9 Equestrian	\$	0 12,251
Police Projects	\$	50,000 94,500
Fed Forfeiture	\$	0 30,000
Dare Program	\$	0 1,361
Protect HBG Legal Defense	\$	50,000 6,300
PA Gaming Control BRD Grant	\$	0 139,573
Total – Police Protection Fund	\$	117,000 339,385

SECTION 10. PARKS & RECREATION FUND

\$ ~~468,626~~ 408,626

Appropriations in the sum of **Four Hundred Sixty-Eight Thousand Six Hundred Twenty-Six Dollars** are hereby made to the Parks & Recreation Fund as specified in Exhibit "A" and summarized as follows:

To: Parks & Recreation Fund :

City Island	\$	123,000
Reservoir Park	\$	40,000
Events	\$	211,000 151,000
Highmark	\$	94,626
General Salaries	\$	<u>48,442</u>
Total – Parks & Recreation Fund	\$	468,626 408,626

SECTION 11. WHBG FUND

\$ 9,500

Appropriations in the sum of **Nine Thousand Five Hundred Dollars** are hereby made to the WHBG Fund as specified in Exhibit "A" and summarized as follows:

To: WHBG Fund

\$ 9,500

SECTION 12. ESTIMATED RESOURCES

The estimated resources of the City of Harrisburg for the year 2016 are as follows:

GENERAL FUND

\$ 60,867,668 60,542,668

STATE LIQUID FUELS TAX FUND

\$ 1,604,000

HOST MUNICIPALITY FEES FUND

\$ 414,778 415,639

DEBT SERVICE FUND

\$ 9,138,964

NEIGHBORHOOD SERVICES FUND

\$ 15,788,663 16,542,486

BLIGHT REMEDIATION FUND

\$ 41,000

SPECIAL EVENTS & PROJECTS REIMB FUND

\$ 0

FIRE PROTECTION FUND

\$ 140,251 151,251

POLICE PROTECTION FUND

\$ 385,040 454,656

PARKS & RECREATION FUND

\$ 480,000 420,000

WHBG FUND

\$ 10,000

TOTAL 2016 PROPOSED BUDGET

\$ 88,870,334 92,486,487

SECTION 13. DELEGATION

Appropriate City officials are authorized and directed to take such actions as are necessary to effectuate this ordinance.

369 **SECTION 14. SEVERABILITY**

370
371 If any provision, sentence, clause, section, or part of this ordinance or the application
372 thereof to any person or circumstance is for any reason found to be unconstitutional, illegal or
373 invalid by a court of competent jurisdiction, such unconstitutionality, illegality or invalidity
374 shall not affect or impair any of the remaining provisions, sentences, clauses, sections, or parts
375 of this ordinance. It is hereby declared as the intent of the Council of the City of Harrisburg that
376 this ordinance would have been adopted had such unconstitutional, illegal or invalid provision,
377 sentence, clause, section, or part not been included herein.

378
379 **SECTION 15. REPEALER**

380
381 All ordinances or parts of ordinances in conflict herewith be and the same are hereby
382 repealed.

383
384 **SECTION 16. EFFECTIVE DATE**

385
386 This ordinance shall take effect in accordance with the provisions of the law.
387

388
389
390
391 Seconded by: [Signature]

392
393
394 City Council: _____

395
396 Signed by the Mayor: [Signature]
397

Passed the City Council

February 11, 2016

Wanda R. D. Williams

President of City Council

Attest

[Signature]
City Clerk



Approved



Returned to City Council with objections

[Signature]
Mayor

2/16/16
Date

YEAS		NAYS
<input checked="" type="checkbox"/>	MR. ALLATT	
<input checked="" type="checkbox"/>	MR. BALTIMORE	
<input checked="" type="checkbox"/>	MS. DANIELS	<input checked="" type="checkbox"/>
<input checked="" type="checkbox"/>	MS. HODGES	
<input checked="" type="checkbox"/>	MR. JOHNSON	
<input checked="" type="checkbox"/>	MR. MAJORS	
<input checked="" type="checkbox"/>	MS. WILLIAMS	
Yeas	<u>6</u>	
Nays	<u>1</u>	

BILL NO. 2 of 2016

Moved by: B. J. Mills

An Ordinance amending the Codified Ordinances of the City of Harrisburg, Title V, Licensing and Taxation, Part V, Real Estate Taxes, Chapter 5-501, Property Tax, by establishing for the year Two Thousand Sixteen (2016) a tax levy on land and improvements and providing for the distribution of taxes levied and assessed and providing for a tax rebate for the difference between the tax due and attributable to the year Two Thousand Sixteen (2016) tax levy over the tax due and attributable to the year Two Thousand Six (2006) tax levy for qualifying senior citizens.

WHEREAS, Ordinance 26 of 2006 established a base tax rate levied and assessed against all taxable land and improvements thereon; and

WHEREAS, The City of Harrisburg recognizes the severe economic plight of certain senior citizens who are property owners with fixed incomes who are faced with rising costs of living and constantly increasing tax and inflation burdens which threaten their homesteads and self-sufficiency; and

WHEREAS, The City of Harrisburg considers it to be a matter of sound public policy to make special provision for property tax rebates to that class of senior citizens who are real property taxpayers and whose household income is within the poverty guidelines as determined by the United States Department of Health and Human Services; and

WHEREAS, The City of Harrisburg wishes to provide property tax rebates to that class of senior citizens who qualify for same.

NOW, THEREFORE, BE IT ORDAINED BY THE COUNCIL OF HARRISBURG, AND IT IS HEREBY ENACTED BY AUTHORITY OF THE SAME, as follows:

Sections 5-501.1, 5-501.2, 5-501.3, and 5-501.6 of the Codified Ordinance are deleted in their entireties and replaced as follows:

SECTION 1. 5-501.1 TAX LEVY ON LAND

There is hereby levied and assessed against all land within the City of Harrisburg, which is taxable for City purposes, exclusive of buildings and site improvements located thereon, if any, and upon all persons owning said land, a tax at the rate of Thirty and Ninety-Seven Hundredths Mills (.03097) per dollar for the fiscal year 2016. For purposes of computing said tax, the valuation of said land as taken from other books and records of the Dauphin County

Assessor of Taxes shall be used. Said tax amounts to Three Dollars and Nine and Seven Tenths Cents (\$3.097) on each \$100.00 of assessed value.

SECTION 2. 5-501.2 TAX LEVY ON BUILDING AND IMPROVEMENTS

There is hereby levied and assessed against all buildings and site improvements, whether residential, commercial or otherwise, within the City of Harrisburg, which are taxable for the City purposes, exclusive of the land on which such buildings and site improvements are located and upon all persons owning such buildings and site improvements, a tax at the rate of Five and Sixteen Hundredths Mills (.005160) per dollar for fiscal year 2016. For purposes of computing said tax, the valuation of said buildings and site improvements as taken from the books and records of the Dauphin County Tax Assessment Office shall be used. Said tax amounts to Fifty-One and Six Tenths Cents (\$.516) on each \$100.00 of assessed value.

SECTION 3. 5-501.3 TAX DISTRIBUTION

The tax levied and assessed pursuant to Sections 5-501.1 and 5-501.2 is amended to read as follows:

(a) For General Revenue, Four and Three Hundred Thirteen Thousandths of one mill (.004313) or Forty Three and Thirteen Hundredths Cents (\$.4313) on each \$100.00 of assessed value.

(b) For payment of Debt Service, i.e., payment on bonded indebtedness, Five and Four Hundred Fifty Two Thousandths of one mill (.005452) or Fifty-Four and Fifty Two Hundredths Cents (\$.5452) on each \$100.00 of assessed value.

(c) For a contribution to the Police and Fire Pension Plans, Six Hundred Fourteen Thousandths of one mill (.000614) or Six and Fourteen Hundredths Cents (\$.0614) on each \$100.00 of assessed value.

(d) For a contribution for recreation purposes, Four Hundred and Seventy-Three Thousandths Mills (.000473) or Four and Seventy Three Hundredths Cents (\$.0473) on each \$100.00 of assessed value.

* * * * *

SECTION 4. 5-501.6 SENIOR CITIZEN PROPERTY TAX REBATE

(a) Definitions:

(1) Assessed Value: The taxable value of property as determined by the Dauphin County Board of Property Assessment, Appeals and Review.

(2) Eligible Taxpayer: An owner and occupant of a principal residence in the City of Harrisburg who is:

a. A single person sixty-five (65) years of age or older during a calendar year in which the City of Harrisburg real property taxes are due and assessed; or

b. Married persons in either of the following situations:

1. Both spouses are the deeded owners and either one or both are sixty-five (65) years of age or older during a calendar year in which the City of Harrisburg real property taxes are due and assessed; or

2. One spouse is the deeded owner and that spouse is sixty-five (65) or older during a calendar year in which the City of Harrisburg real property taxes are due and assessed.

(3) Household Income. All income received by an eligible taxpayer during a calendar year.

(4) Income. All income from whatever source derived, including but not limited to, salaries, wages, bonuses, commissions, income from self-employment, alimony, support money, cash public assistance and relief, the gross amount of any pensions or annuities including railroad retirement benefits, all benefits received under the Federal Social Security Act (except Medicare benefits), all benefits received under state unemployment insurance laws and veterans' disability payments, all interest received from the federal or any state government, or any instrumentality or political subdivision thereof, realized capital gains, rentals, workers compensation and the gross amount of loss of time insurance benefits, life insurance benefits and proceeds (except the first five thousand dollars (\$5,000.00) of the total of death benefit payment), and gifts of cash or property (other than transfers by gift between members of a household) in excess of a total value of three hundred dollars (\$300.00), but shall not include surplus food or other relief in kind supplied by a government agency or property tax or rent rebate or inflation dividend.

(5) Person. A natural person.

(6) Poverty Guidelines. The gross amount of income based on size of household as determined by the United States Department of Health and Human Services to determine the amount of Americans living in poverty and to determine financial eligibility for certain programs.

(7) Principal Residence. The dwelling house of the eligible taxpayer including the principal house and lots used in connection therewith, which contribute to enjoyment, comfort and convenience.

(8) Property Tax Rebate. The amount equal to the difference between the property tax due and attributable to the year Two Thousand Sixteen (2016) tax levy as indicated in Sections

5-501.1 and 5-501.2 of this Chapter and the Two Thousand Six (2006) tax levy indicated in Ordinance 26 of 2006.

(a) Participation in the Senior Citizen Property Tax Rebate Program

(1) Any eligible taxpayer paying property taxes in the City of Harrisburg whose total household income does not exceed the poverty guidelines may apply to the Office of the City Treasurer for a property tax rebate. For purposes of calculating total household income, the applicant shall use only fifty percent (50%) of applicable Social Security Benefits, SSI Benefits, and Railroad Retirement Benefits.

(2) In order to be eligible to participate in the Senior Citizen Property Tax Rebate Program, the applicant must meet the following conditions:

a. The applicant must be a single person sixty-five (65) years of age or older during the calendar year; or be married persons with both spouses being the deeded owners of the property and either or both spouses being sixty-five (65) years of age or older during the calendar year; or be married persons with one spouse being the deeded owner of the property and that spouse being sixty-five (65) years of age or older during the calendar year.

b. The property owned by the applicant must be the principal residence and domicile of the applicant.

c. The applicant's total household income must not exceed the poverty guidelines as determined by the United States Department of Health and Human Services for the tax year for which the rebate is sought.

d. The applicant must have remitted payment for the full amount of the year Two Thousand Sixteen (2016) tax levy prior to making application for the Senior Citizen Property Tax Rebate Program or the applicant must remit payment for the full amount of the year Two Thousand Sixteen (2016) tax levy at the time of making application for the Senior Citizen Property Tax Rebate Program. In either case, no rebate will be forthcoming until payment in full is received by the City and properly credited to the applicant's property tax account. Applicants paying the Two Thousand Sixteen (2016) property tax by installments as indicated in Section 5-501.4(b) of this Chapter shall not be eligible for the Senior Citizen Property Tax Rebate Program.

e. Any other criteria set by the City of Harrisburg or the Office of the City Treasurer reasonably necessary to effectuate this Ordinance.

(3). Applications for the Senior Citizen Property Tax Rebate Program must be completed in their entirety and received in the Office of the City Treasurer no later than 4:00 o'clock p.m. on Friday, May 27, 2016. Failure to submit completed applications before the indicated deadline shall forfeit participation in the Senior Citizen Property Tax Rebate Program even if the taxpayer would have otherwise qualified as an eligible taxpayer.

(c) City Treasurer Duties.

(1) The City Treasurer shall independently certify those applicants who are eligible taxpayers and whose household income does not exceed the poverty guidelines for the tax year for which a rebate is sought.

(2) The City Treasurer shall deny participation in the Senior Citizen Property Tax Rebate Program to any applicant as to whom it is determined that a delinquency exists for any City of Harrisburg tax, water charge, sewage charge, fees, or municipal claims.

(3) The City Treasurer shall have the authority to issue rules and regulations with respect to the administration of the Senior Citizen Tax Rebate Program. Such rules and regulations shall include, but not limited to, reasonable proof of household income, proof of residence, proof of qualification for or receipt of a property rebate under the Property Tax and Rent Rebate Program or the Taxpayer Relief Act or any other reasonable requirements and conditions as may be necessary to operate the Senior Citizen Property Tax Rebate Program.

SECTION 5. DELEGATION

Appropriate City officials are authorized and directed to take such actions as are necessary to effectuate this Ordinance.

SECTION 6. SEVERABILITY

If any provision, sentence, clause, section, or part of this ordinance or the application thereof to any person or circumstance is for any reason found to be unconstitutional, illegal or invalid by a court of competent jurisdiction, such unconstitutionality, illegality or invalidity shall not effect or impair any of the remaining provisions, sentences, clauses, sections, or parts of this Ordinance. It is hereby declared as the intent of the Council of the City of Harrisburg that this ordinance would have been adopted had such unconstitutional, illegal or invalid provision, sentence, clause, section, or part not been included herein.

SECTION 7. REPEALER

All ordinances or parts of ordinances in conflict herewith be and the same are hereby repealed.

SECTION 8. EFFECTIVE DATE

This ordinance shall take effect in accordance with the provisions of the law and shall expire on December 31, 2016 unless extended by approval of City Council.

231
232 Seconded by: [Signature]
233
234
235 Passed by Council: _____
236
237 Signed by the Mayor: [Signature]

Passed the City Council February 11, 2016
Wanda R. D. Williams
President of City Council
Attest [Signature]
City Clerk

☒ Approved
☐ Returned to City Council with objections

[Signature]
Mayor
2/6/16
Date

YEAS		NAYS
<input checked="" type="checkbox"/>	MR. ALLATT	
<input checked="" type="checkbox"/>	MR. BALTIMORE	
<input checked="" type="checkbox"/>	MS. DANIELS	
<input checked="" type="checkbox"/>	MS. HODGES	
<input checked="" type="checkbox"/>	MR. JOHNSON	
<input checked="" type="checkbox"/>	MR. MAJORS	
<input checked="" type="checkbox"/>	MS. WILLIAMS	
Yeas	<u>7</u>	
Nays	<u>0</u>	